


GRAND ROCK EXHAUST SYSTEMS

VOLUME 1 • ISSUE 1



www.grandrock.com



Exhaust Systems



Welcome to Grand Rock's latest catalog. At Grand Rock we utilize a variety of forming and fabricating equipment to bring you the highest quality exhaust systems for the Heavy Duty Truck, Medium Duty Truck, School Bus and Diesel Powered Pickup Truck markets.

Our equipment provides us the flexibility of handling exhaust systems ranging for 1.5" diameter to 8" diameter tube in cold roll, aluminized, and stainless steel.

We have redesigned this catalog to make your shopping quick, easy and informative. Please take the time to browse through our vast offering of parts. By using this catalog, you will be able to quickly find the parts you need. For more parts or other information, please find us online at www.grandrock.com.

We look forward to providing you with the highest level of service and satisfaction.

Thank you,

Grand Rock Company



Table of Contents


Introduction		Medium Duty Systems	183
General Information	2	Chevrolet/GMC	184
Display & Sales Aids	9	Ford	186
Universal Parts	11	Freightliner	191
Stacks	12	International	193
Diverters and HB Connectors	17	Kenworth	216
Connectors/Reducers	18	School Bus Exhaust Systems	219
Elbows/Y-Pipes	25	Diesel Pickup Systems	221
Clamps and Brackets	31	Custom Parts	228
Clamps	31	Numerical Listing	233
Brackets	38	Interchange	241
Mufflers/Converters	43		
Mufflers	48		
Converters	50		
Performance Mufflers	52		
Mounting Brackets	58		
Heat Shields	59		
Air Intake	63		
Emission Solutions/Flex Hose	67		
Emissions Solutions	68		
Flex Hose	75		
Heavy Duty Systems	81		
Ford	82		
Sterling	86		
Freightliner	89		
International	103		
Kenworth	113		
Mack	135		
Peterbilt	150		
Volvo	175		
Western Star	179		

GENERAL INFORMATION


Packaging



All orders are checked, hand packed, layered and separated by cardboard to ensure damage free parts.



Note the hardwood pallet is longer than the box to ensure the forklift impact is absorbed by the pallet and NOT the product!



We box our 10' lengths of tubing to ensure you can sell all 10' of tube.



Competitors' Packaging



Grand Rock.....we ARE Quality & Service



1-800-321-3674
www.grandrock.com

Product Warranty

HEAVY DUTY EXHAUST PRODUCTS	LENGTH OF WARRANTY
Diesel Muffler, Vertical Installations	4 Years or 500,000 miles
Diesel Muffler, Horizontal Installations	3 Years or 500,000 miles
Gas Engine Mufflers	1 Year
Pipes, Elbows and Accessories	1 Year
Chrome Parts (Peeling & Blistering Only)	1 Year

TERMS & CONDITIONS

Warranty coverage begins on the date and mileage that the part is purchased by the user and expires when the specified numbers of years or miles have passed, whichever comes first.

WARRANTY STATEMENT

In the rare event that a product does not perform as expected, Grand Rock warrants its products against failure due to defects in materials and workmanship for the period specified under Terms and Conditions for the particular part. Grand Rock obligation under this warranty covers replacement of the failed part including transportation charges.

The Length of Warranty for replacement parts provided under warranty coverage is the balance of the warranty period remaining on the part being replaced.

It is important that the customer handle, store and install all products properly. This warranty does not cover failure due to misapplication, misuse, abuse, neglect, rust through and corrosion (muffler), improper service practices or non-approved modification. If you have any questions about proper handling, storing or installation do not hesitate to contact Grand Rock.

U.S. EPA AND NOISE REGULATIONS FOR ON ROAD TRUCKS

The first nationwide regulation of truck noise was established with the Noise Control Act of 1972 (P.L. 92-574.86 STAT. 1234). Regulations apply to trucks greater than 10,000 lbs GVW. Noise regulations apply to total truck noise, not just exhaust noise.

In the past, US EPA coordinated all federal noise control activities through its Office of Noise Abatement and Control. In 1981, the Administration at that time concluded that noise issues were best handled at the state or local government level. As a result, the US EPA phased out the office's funding in 1982 as part of a shift in federal noise control policy to transfer the primary responsibility of regulating noise to state and local governments. The Noise Control Act of 1972 and the Quiet Communities Act of 1978, however, were not rescinded by Congress and remain in effect today, although essentially unfunded.

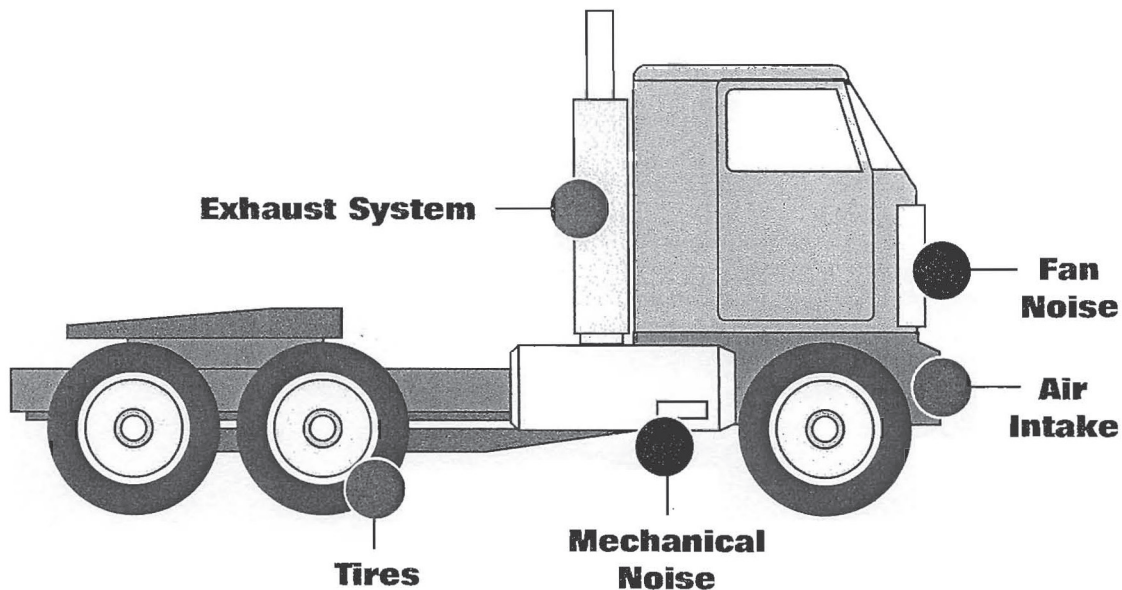
US EPA regulations stipulate maximum noise levels for both new (first-fit) and in-use trucks. Vehicle manufacturers are responsible for compliance of new trucks, and owners are responsible for in-use trucks. New trucks must be no louder than 80dB at 50 feet. In-use trucks, if manufactured 1986 or later, must be less than 83dB. If they were manufactured before 1986, they must be no louder than 86dB. EPA regulations also stipulate that a replacement muffler be no louder than the original equipment (first-fit) muffler.

GENERAL INFORMATION

Note that all federal noise regulations remain in effect, and are enforced by either EPA or a designated federal agency. These regulations cover standards for transportation equipment, motor carriers, low-noise-emission products, and construction equipment.

EPA does not have specific regulatory authority governing noise in local communities. You should consult with your local governmental (e.g., city and county) authorities to see if there are local or state laws that might apply to your situation. In addition, many states run noise pollution programs. To contact your state environmental agency for more information on their programs and regulations, see <http://www.epa.gov/epahome/state.htm>

5 MAJOR SOURCES OF NOISE IN TRUCKS



The five major sources of noise in trucks are:

- ① Fan Noise
- ② Air Intake
- ③ Mechanical Noise (Engine & Drive Train)
- ④ Tires
- ⑤ Exhaust

Noise Reduction Tips

- 1 Make sure your muffler is recommended by the muffler manufacturer for the particular engine in your vehicle. To meet most new noise laws, the “universal” muffler must be replaced by a muffler designed specifically for the engine.
- 2 Tail pipes on horizontal exhaust systems should be tipped toward the center of the vehicle to avoid noise reflection off the road.
- 3 If you have curved stacks, replace them with straight stacks. Noise coming from a pipe outlet is directional and straight stacks will throw noise up, not to the side. Rain stacks and 45° cut stack do not appreciably affect noise levels.
- 4 The length of the stack installed on the muffler can be critical. If an irritating “rap” is heard at certain engine speeds, try stacks with different lengths.
- 5 In an exhaust system with piping exceeding 10 feet in length, the muffler is suggested to be installed where the exhaust pipe to the muffler is either one-half or four times the length of the tail pipe.
- 6 A resonator can be used in-line with the recommended muffler for additional noise reduction.
- 7 If you have increased the size of the exhaust piping or made a dual out of a single system, check recommendations for piping size. Over-sized systems are exceedingly noisy!
- 8 The vehicle operator, to a certain extent can control his vehicle noise. The greater the engine load the louder the noise. Certain engine speeds may be more noisy than others. High vehicle speed causes more tire noise. Operating an engine brake when it’s not needed may cause extra noise.
- 9 If the above-mentioned techniques do not solve your problem, contact Grand Rock for specific recommendations.

Maintenance Tips

- 1 Check flex tubing regularly. Repair worn or leaking tubing.
- 2 Make sure the exhaust system is properly supported with required brackets, clamps and braces.
- 3 Check strap seal band clamps to ensure properly tightened to avoid leaks.
- 4 Consider acoustic compound when repairing OD-ID connections.

Diesel Exhaust Product Materials

There are several materials used in heavy duty diesel exhaust applications. Some of the materials are appropriate for heavy duty applications. Other choices are not durable at the temperatures generated by diesel engines, especially with new pollution control systems, and should be avoided to provide acceptable service life. Materials selected must not only survive high temperatures, but also withstand severe vibration, corrosive exhaust gasses, and external corroding agents such as salt and water.

The materials generally considered for exhaust parts are as follows:

- Aluminized Steel
- 400 Series Stainless Steel
- 400 Series Aluminized Stainless Steel
- 300 Series Stainless Steel
- Galvanized Steel
- Low Carbon Cold Rolled Steel (CRS) and Chromed

Diesel Exhaust Product Materials, continued

Aluminized Steel is the preferred material for most heavy duty diesel applications. Aluminized Steel is a low carbon steel with a thin layer of aluminum alloyed to the surface. The aluminum provides galvanic protection for the base material. Aluminized Steel parts have an ultimate service temperature of 1250° F with a continuous duty temperature of 1100°F. This material has excellent corrosion resistance to acidic diesel exhaust gasses. Aluminized Steel parts provide excellent field life at a reasonable cost.

400 Series Stainless Steels are used for extended service life in diesel applications due to their higher operating temperatures. This material family provides slightly better strength at exhaust system temperatures than aluminized steel.

The most common 400 Series Steel that is used in exhaust applications is Type 409. It is stronger than aluminized but has cosmetic problems at exhaust system temperature. At first exposure to high temperature it discolors. Over time it develops a nondestructive coating of surface rust. After an extended time in the field a 409 product will display external discoloration and look worse than a similar aluminized part. Parts made with type 409 generally require some type of paint or other coating to slightly delay the onset of external discoloration. The parts will hold a magnet due to higher iron content.

Another type is 409 Stainless Steel with an Aluminum coating. Aluminized 409 SS are used on Diesel Catalytic Converter mufflers due to its excellent high temperature resistance and the corrosion protection of the aluminized coating. This is a premium material found primarily on emission products or high temperature gas applications.

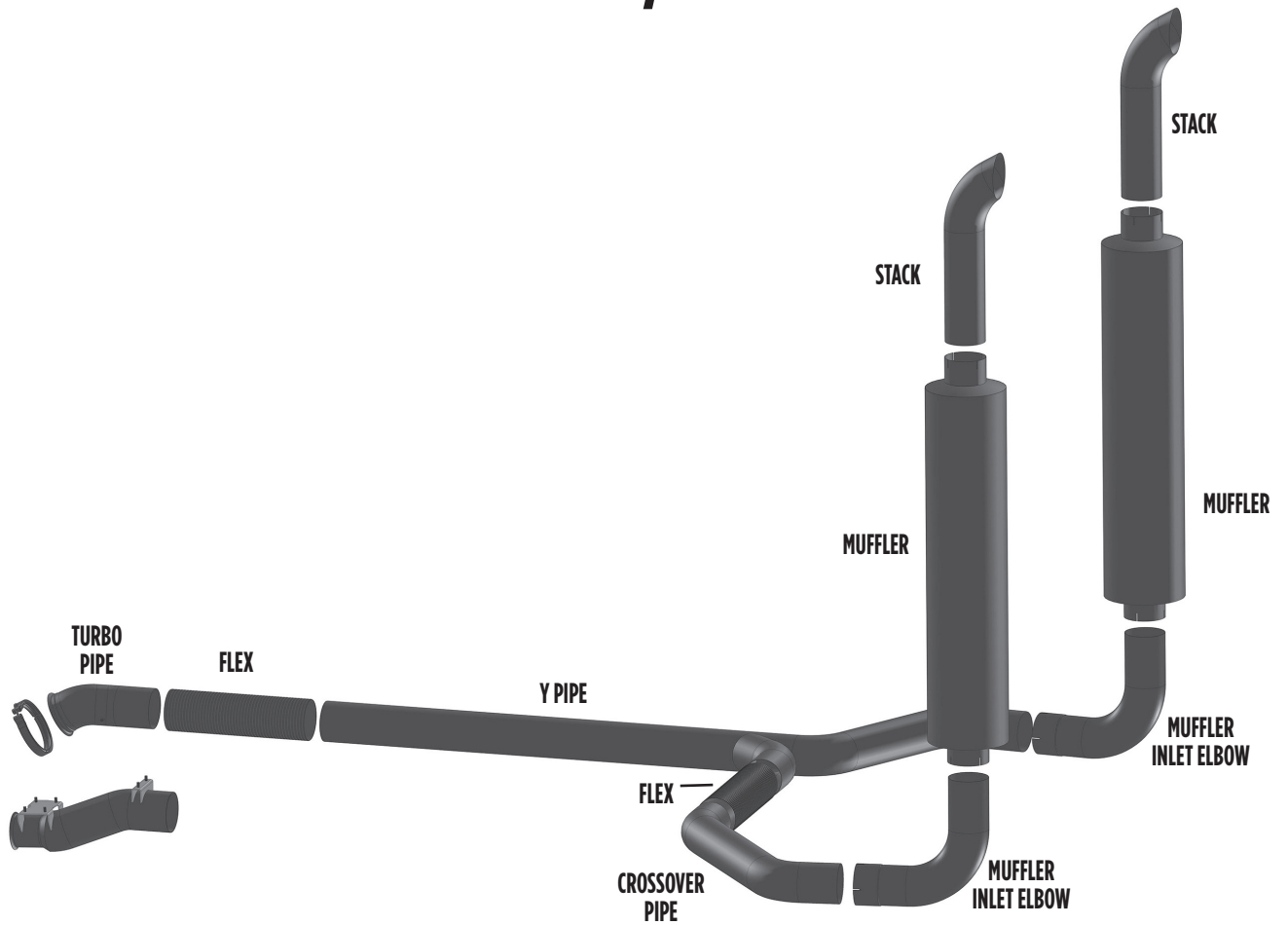
300 Series Stainless Steels are also used in exhaust systems. The most common material is Type 304. This material has excellent corrosion resistance and very good high temperature strength and is used in some muffler applications where very high stresses occur. It is also used as a premium material for gas applications. The most prevalent use of the material in diesel heavy duty applications is for flex pipe. Flex pipe produced from light gauge 304 Stainless Steel is an excellent choice considering all the factors of cost, durability, and service life. In general field service life with stainless steel flex pipe is very good if the flex tubing is installed properly.

Galvanized Steel parts are sometimes used in the exhaust market. Galvanized Steel has very poor field performance. This material has an upper temperature limit of approximately 600°F. At temperatures greater than 600°F the material rapidly corrodes with a resulting degradation in appearance and probable failure. Galvanized Steel is often used for flex pipe as a low cost replacement part. The initial low cost is offset by the limited field life of the product.


Cold Rolled Steel (CRS) is a very poor choice for any exhaust system part. This material is extremely susceptible to corrosion. These parts are only used when the lowest possible cost is desired. It is rare to find mufflers made of cold rolled steel, but there are stacks offered in some markets in Cold Rolled Steel. Clamps are another product commonly produced out of Cold Rolled Steel. Clamps are not exposed to the corrosive acids found in the exhaust gasses but the high temperatures cause clamps to degrade rapidly in appearance and in function. Cold Rolled Steel clamps can be very difficult to remove after a short time in the field.

Often **Chrome Plated Cold Rolled Steel** parts are found on exhaust system parts. This material is a reasonable choice when a bright mirror finish is desired. Corrosion from the inside of the product can still occur; Chrome parts are very challenging to produce. It is important to produce the parts with a high level of quality because surface irregularities and field damage to the surface will lead to external rust. An alternate choice for chrome parts is **Bright Annealed Stainless Steel**. This material provides a bright mirror like finish with excellent exhaust service life. The material is costly, but part of the cost increase is offset by using lighter gauges.

Vertical Systems



Horizontal Systems



GENERAL INFORMATION

Engine Size Conversion Chart

C.I.D.	C.C.	LITER	C.I.D.	C.C.	LITER	C.I.D.	C.C.	LITER
61	1000	1.0	255	4179	4.2	466	7638	7.6
92	1500	1.5	258	4229	4.2	475	7785	7.8
98	1606	1.6	260	4261	4.3	495	8113	8.1
105	1721	1.7	265	4343	4.3	500	8195	8.2
112	1836	1.8	267	4376	4.4	504	8261	8.3
121	1983	2.0	292	4786	4.8	525	8605	8.6
122	2000	2.0	300	4917	4.9	551	9031	9.0
134	2196	2.2	301	4933	4.9	552	9047	9.0
135	2213	2.2	302	4950	4.9	555	9096	9.1
140	2295	2.3	304	4983	5.0	568	9310	9.3
151	2475	2.5	305	4999	5.0	611	10014	10.0
156	2557	2.6	307	5032	5.0	636	10424	10.4
159	2606	2.6	318	5212	5.2	638	10457	10.5
170	2786	2.8	350	5737	5.7	672	11014	11.0
171	2803	2.8	351	5753	5.8	673	11030	11.0
173	2835	2.8	359	5884	5.9	707	11588	11.6
181	2967	3.0	360	5900	5.9	736	12063	12.1
196	3212	3.2	368	6032	6.0	743	12178	12.2
200	3278	3.3	378	6195	6.2	852	13964	14.0
212	3475	3.5	379	6212	6.2	855	14013	14.0
225	3688	3.7	400	6556	6.6	864	14161	14.2
229	3753	3.8	403	6605	6.6	866	14194	14.2
231	3786	3.8	420	6884	6.9	893	14636	14.6
232	3802	3.8	425	6966	7.0	903	14800	14.8
238	3901	3.9	426	6982	7.0	927	15194	15.2
250	4097	4.1	454	7441	7.4	1099	18013	18.0
252	4130	4.1	460	7539	7.5	1150	18849	18.8

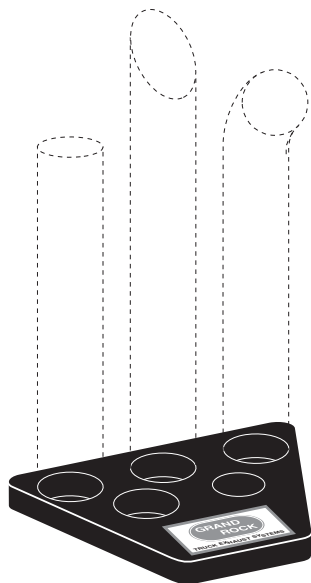
**For engines not listed above,
use the following conversion table:**

TO CONVERT:	INTO:	MULTIPLY BY:
C.I.D.	C.C.	16.39
C.I.D.	LITER	0.01639
C.C.	C.I.D.	0.06101
LITER	C.I.D.	61.01

TRUCK CLASSIFICATION GUIDE
based on gross vehicle weight of truck (GVW)

CATEGORY	GVW CLASS	GROSS VEHICLE WEIGHT RANGE
LIGHT	1	UP TO 6,000 LBS GVW
LIGHT	2	6,001 - 10,000 LBS GVW
MEDIUM	3	10,001 - 14,000 LBS GVW
MEDIUM	4	14,001 - 16,000 LBS GVW
MEDIUM	5	16,001 - 19,500 LBS GVW
MEDIUM	6	19,501 - 26,000 LBS GVW
HEAVY	7	26,001-33,000 LBS GVW
HEAVY	8	33,001 LBS AND UP GVW

Sales Aids



A great way to display and sell exhaust parts.
Holds 4 pcs. of 5" dia. & 1 pc. of 4" dia.
(not included).

For safety reasons, the parts you choose to display must not exceed 60" tall.
Approximate size 24" x 20".

Order Part No. DISPLAY

Flip Wall Charts

This multi-color chart is a great way to promote sales of exhaust parts.
Order Part No. WALL CHART

GRAND ROCK

TRUCK EXHAUST SYSTEMS

MUFFLER TYPES

TYPE 1 - RESONATORS

Type	Part No.	Inlet Dia. ID	Outlet Dia. ID	Body Dia.	Body Length	Outlet Clock Position	File
L	M 100	3.5	3.5	3	14	10/12	Resonator SB
L	M 101	4	4	3	15	10/12	Resonator SB

TYPE 2 - END IN END OUT CENTERED

Type	Part No.	Inlet Dia. ID	Outlet Dia. ID	Body Dia.	Body Length	Inlet Offset Clock Position	Outlet Offset Clock Position	File
L	M 102	4	4	4	12	10/12	10/12	Blanket SB
L	M 103	4	4	4	12	10/12	10/12	Blanket SB

TYPE 3 - END IN END OUT OFFSET ENDS

Type	Part No.	Inlet Dia. ID	Outlet Dia. ID	Body Dia.	Body Length	Inlet Offset Clock Position	Outlet Offset Clock Position	File
L	M 104	4	4	4	12	10/12	10/12	Blanket SB
L	M 105	4	4	4	12	10/12	10/12	Blanket SB

TYPE 4 - END IN SINGLE END OUT

Type	Part No.	Inlet Dia. ID	Outlet Dia. ID	Body Dia.	Body Length	Inlet Offset Clock Position	Outlet Offset Clock Position	File
L	M 106	4	4	4	12	10/12	10/12	Blanket SB
L	M 107	4	4	4	12	10/12	10/12	Blanket SB

TYPE 5 - END IN DOUBLE END OUT

Type	Part No.	Inlet Dia. ID	Outlet Dia. ID	Body Dia.	Body Length	Inlet Offset Clock Position	Outlet Offset Clock Position	File
L	M 108	4	4	4	12	10/12	10/12	Blanket SB
L	M 109	4	4	4	12	10/12	10/12	Blanket SB

TYPE 6 - END IN DOUBLE END OUT OFFSET ENDS

Type	Part No.	Inlet Dia. ID	Outlet Dia. ID	Body Dia.	Body Length	Inlet Offset Clock Position	Outlet Offset Clock Position	File
L	M 110	4	4	4	12	10/12	10/12	Blanket SB
L	M 111	4	4	4	12	10/12	10/12	Blanket SB

MUFFLERS

MUFFLERS

ELBOWS, STACKS

FLEXIBLE HOSE & BELLOWS

FLEX, CLAMPS, V BANDS, TURBO OUTLETS

CONNECTORS, COUPLERS, REDUCERS, TUBING

HEAT SHIELDS, BRACKETS, Y PIPES, RAINCAPS

MADE IN THE USA CHROME STACKS, DUMP STACKS, OE & CUSTOM

DISPLAY & SALES AIDS

Sales Aids

Window Sign

Sturdy 18" x 24" sign to help promote exhaust sales

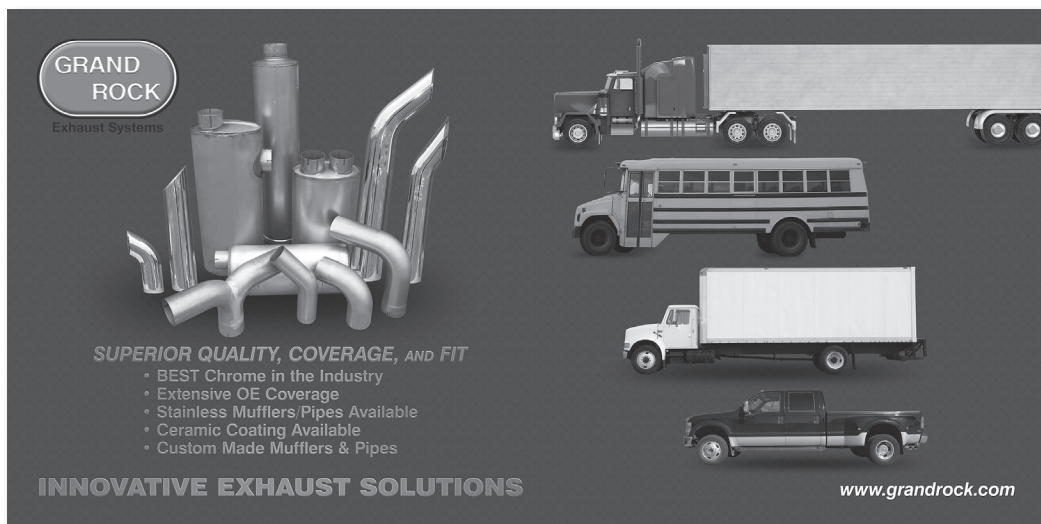
Order Part No. SIGN 18X24



Large Banner

6' x 3' hanging banner to help promote exhaust sales

Order Part No. BANNER 6X3




UNIVERSAL PARTS

- **STACKS**
- **ELBOWS**
- **CONNECTORS**
- **COUPLERS**
- **REDUCERS**
- **TUBING**
- **Y PIPES**



**GRAND
ROCK**

Curved Stacks



LENGTH ▶	12"	18"	24"
BOTTOM ▼	3" DIAMETER CURVED ▼		
3" OD Alz.	K3-12SBA	K3-18SBA	K3-24SBA
3" OD Chrome	K3-12SBC	-	K3-24SBC
3" ID Alz.	K3-12EXA	K3-18EXA	K3-24EXA
3" ID Chrome	K3-12EXC	-	K3-24EXC

LENGTH ▶	12"	18"	24"	36"	48"
BOTTOM ▼	3.5" DIAMETER CURVED ▼				
3.5" OD Alz.	K35-12SBA	-	K35-24SBA	-	-
3.5" OD Chrome	K35-12SBC	K35-18SBC	K35-24SBC	K35-36SBC	K35-48SBC
3.5" ID Alz.	K35-12EXA	K35-18EXA	K35-24EXA	K35-36EXA	K35-48EXA
3.5" ID Chrome	K35-12EXC	-	K35-24EXC	K35-36EXC	K35-48EXC

LENGTH ▶	12"	18"	24"	36"	48"	60"	72"	84"	96"
BOTTOM ▼	4" DIAMETER CURVED ▼								
4" OD Alz.	K4-12SBA	K4-18SBA	K4-24SBA	K4-36SBA	K4-48SBA	K4-60SBA	-	-	-
4" OD Chrome	K4-12SBC	K4-18SBC	K4-24SBC	K4-36SBC	K4-48SBC	K4-60SBC	K4-72SBC	-	-
4" ID Alz.	K4-12EXA	K4-18EXA	K4-24EXA	K4-36EXA	K4-48EXA	K4-60EXA	-	-	-
4" ID Chrome	K4-12EXC	K4-18EXC	K4-24EXC	K4-36EXC	K4-48EXC	K4-60EXC	K4-72EXC	K4-84EXC	K4-96EXC

LENGTH ▶	12"	18"	24"	36"	48"	53"	60"	72"	84"	96"	108"	114"	120"
BOTTOM ▼	5" DIAMETER CURVED ▼												
5" OD Alz.	K5-12SBA	K5-18SBA	K5-24SBA	K5-36SBA	K5-48SBA	K5-53SBA	K5-60SBA	-	-	-	-	-	-
5" OD Chrome	K5-12SBC	K5-18SBC	K5-24SBC	K5-36SBC	K5-48SBC	K5-53SBC	K5-60SBC	K5-72SBC	K5-84SBC	K5-96SBC	-	-	-
5" ID Alz.	K5-12EXA	K5-18EXA	K5-24EXA	K5-36EXA	K5-48EXA	-	K5-60EXA	-	-	-	-	-	-
5" ID Chrome	K5-12EXC	K5-18EXC	K5-24EXC	K5-36EXC	K5-48EXC	-	K5-60EXC	K5-72EXC	K5-84EXC	K5-96EXC	K5-108EXC	K5-114EXC	K5-120EXC

LENGTH ▶	12"	18"	24"
BOTTOM ▼	6" DIAMETER CURVED ▼		
6" OD Alz.	-	K6-18SBA	-
6" ID Alz.	-	K6-18EXA	-

LENGTH ▶	24"	36"	48"	60"	72"	84"	96"	108"	114"	120"
BOTTOM ▼	6" DIAMETER CURVED (ALL CHROME) ▼									
6" OD Bottom	K6-24SBC	K6-36SBC	K6-48SBC	K6-60SBC	-	-	-	-	-	-
6" ID Bottom	-	-	-	-	K6-72EXC	K6-84EXC	K6-96EXC	K6-108EXC	K6-114EXC	K6-120EXC
5" OD Bottom	SK6-24SBC	SK6-36SBC	SK6-48SBC	SK6-60SBC	SK6-72SBC	SK6-84SBC	SK6-96SBC	SK6-108SBC	-	-
5" ID Bottom	-	-	-	SK6-60EXC	SK6-72EXC	SK6-84EXC	SK6-96EXC	SK6-108EXC	SK6-114EXC	SK6-120EXC

LENGTH ▶	24"	36"	48"	60"	72"	84"	96"	108"	114"	120"
BOTTOM ▼	7" DIAMETER CURVED (ALL CHROME) ▼									
7" ID Bottom	-	-	-	-	K7-72EXC	K7-84EXC	K7-96EXC	K7-108EXC	K7-114EXC	K7-120EXC
5" OD Bottom	SK7-24SBC-5	SK7-36SBC-5	SK7-48SBC-5	SK7-60SBC-5	-	-	-	-	-	-
5" ID Bottom	-	-	-	-	SK7-72EXC-5	SK7-84EXC-5	SK7-96EXC-5	SK7-108EXC-5	SK7-114EXC-5	SK7-120EXC-5

Aussie Stacks

LENGTH ▶	24"	36"	48"	60"	72"
BOTTOM ▼	5" DIAMETER AUSSIE (ALL CHROME) ▼				
5" OD	A5-24SBC	A5-36SBC	A5-48SBC	A5-60SBC	A5-72SBC
BOTTOM ▼	6" DIAMETER AUSSIE (ALL CHROME) ▼				
5" OD Bottom	SA6-24SBC	SA6-36SBC	SA6-48SBC	SA6-60SBC	-
BOTTOM ▼	7" DIAMETER AUSSIE (ALL CHROME) ▼				
5" OD Bottom	SA7-24SBC-5	SA7-36SBC-5	SA7-48SBC-5	SA7-60SBC-5	-
BOTTOM ▼	8" DIAMETER AUSSIE (ALL CHROME) ▼				
5" OD Bottom	-	SA8-36SBC-5	SA8-48SBC-5	SA8-60SBC-5	-



5" OD bottom



REDUCED 5" OD bottom

Straight Stacks

LENGTH ▶	12"	18"	24"	36"	48"	60"
BOTTOM ▼	3" DIAMETER STRAIGHT-CUT ▼					
3" ID ALZ.	S3-12EXA	S3-18EXA	S3-24EXA	S3-36EXA	S3-48EXA	S3-60EXA

LENGTH ▶	12"	18"	24"	36"	48"	60"
BOTTOM ▼	3.5" DIAMETER STRAIGHT - CUT ▼					
3.5" ID ALZ.	S35-12EXA	S35-18EXA	S35-24EXA	S35-36EXA	S35-48EXA	S35-60EXA

LENGTH ▶	12"	18"	24"	36"	48"	60"	72"
BOTTOM ▼	4" DIAMETER STRAIGHT-CUT ▼						
4" OD ALZ.	-	-	S4-24SBA	S4-36SBA	S4-48SBA	S4-60SBA	-
4" OD CHROME	-	-	S4-24SBC	S4-36SBC	S4-48SBC	-	-
4" ID ALZ.	S4-12EXA	S4-18EXA	S4-24EXA	S4-36EXA	S4-48EXA	S4-60EXA	S4-72EXA
4" ID CHROME	S4-12EXC	S4-18EXC	S4-24EXC	S4-36EXC	S4-48EXC	S4-60EXC	S4-72EXC

LENGTH ▶	12"	18"	24"	36"	48"	60"	72"
BOTTOM ▼	5" DIAMETER STRAIGHT-CUT ▼						
5" OD ALZ.	-	-	S5-24SBA	S5-36SBA	S5-48SBA	S5-60SBA	S5-72SBA
5" OD CHROME	-	-	S5-24SBC	S5-36SBC	S5-48SBC	S5-60SBC	-
5" ID ALZ.	S5-12EXA	S5-18EXA	S5-24EXA	S5-36EXA	S5-48EXA	S5-60EXA	S5-72EXA
5" ID CHROME	S5-12EXC	S5-18EXC	S5-24EXC	S5-36EXC	S5-48EXC	S5-60EXC	S5-72EXC

LENGTH ▶	24"	36"	48"	60"	72"
BOTTOM ▼	6" DIAMETER STRAIGHT-CUT (ALL CHROME) ▼				
5" OD BOTTOM	-	SS6-36SBC	-	-	-

LENGTH ▶	24"	36"	48"	60"	72"
BOTTOM ▼	7" DIAMETER STRAIGHT-CUT (ALL CHROME) ▼				
5" OD BOTTOM	-	SS7-36SBC-5	SS7-48SBC-5	SS7-60SBC-5	-

LENGTH ▶	24"	36"	48"	60"	72"
BOTTOM ▼	8" DIAMETER STRAIGHT-CUT (ALL CHROME) ▼				
5" OD BOTTOM	-	SS8-36SBC-5	SS8-48SBC-5	SS8-60SBC-5	-




ID



OD

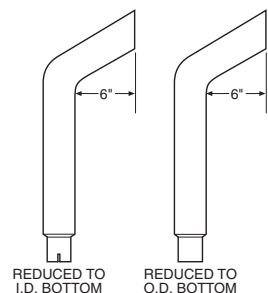
Angle Cut Stacks

LENGTH ►	24"	36"	48"	60"	72"	84"				
BOTTOM ▼	4" DIAMETER ANGLE-CUT (ALL CHROME) ▼									
4" OD Chrome	-	P4-36SBC	P4-48SBC	P4-60SBC	-	-				
4" ID Chrome	-	P4-36EXC	P4-48EXC	-	P4-72EXC	P4-84EXC				
LENGTH ►	24"	36"	48"	60"	72"	84"	96"	108"	120"	
BOTTOM ▼	5" DIAMETER ANGLE-CUT (ALL CHROME) ▼									
5" OD Chrome	P5-24SBC	P5-36SBC	P5-48SBC	P5-60SBC	P5-72SBC	-	-	-	-	
5" ID Chrome	-	P5-36EXC	P5-48EXC	P5-60EXC	P5-72EXC	P5-84EXC	P5-96EXC	P5-108EXC	P5-120EXC	
LENGTH ►	24"	36"	48"	60"	72"	84"	96"	108"	114"	120"
BOTTOM ▼	6" DIAMETER ANGLE-CUT (ALL CHROME) ▼									
6" OD Bottom	P6-24SBC	P6-36SBC	P6-48SBC	P6-60SBC	-	-	-	-	-	-
6" ID Bottom	-	-	-	-	P6-72EXC	P6-84EXC	P6-96EXC	P6-108EXC	-	P6-120EXC
5" OD Bottom	SP6-24SBC	SP6-36SBC	SP6-48SBC	SP6-60SBC	-	-	SP6-96SBC	SP6-108SBC	-	-
5" ID Bottom	-	-	-	-	SP6-72EXC	SP6-84EXC	SP6-96EXC	SP6-108EXC	-	SP6-120EXC
LENGTH ►	24"	36"	48"	60"	72"	84"	96"	108"	114"	120"
BOTTOM ▼	7" DIAMETER ANGLE-CUT (ALL CHROME) ▼									
7" ID Bottom	-	-	-	-	P7-72EXC	P7-84EXC	P7-96EXC	P7-108EXC	P7-114EXC	P7-120EXC
5" OD Bottom	SP7-24SBC-5	SP7-36SBC-5	SP7-48SBC-5	SP7-60SBC-5	SP7-72SBC-5	-	-	-	-	-
5" ID Bottom	-	-	-	-	SP7-72EXC-5	SP7-84EXC-5	SP7-96EXC-5	SP7-108EXC-5	SP7-114EXC-5	SP7-120EXC-5
LENGTH ►	24"	36"	48"	60"	72"	84"	96"	108"	114"	
BOTTOM ▼	8" DIAMETER ANGLE-CUT (ALL CHROME) ▼									
5" OD Bottom	-	SP8-36SBC-5	SP8-48SBC-5	SP8-60SBC-5	-	-	-	-	-	-

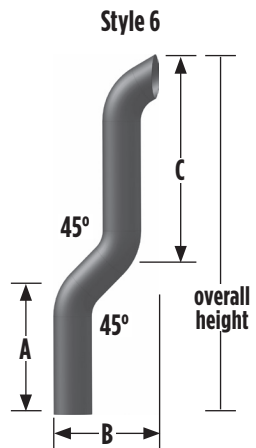
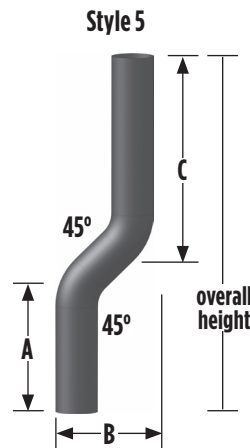
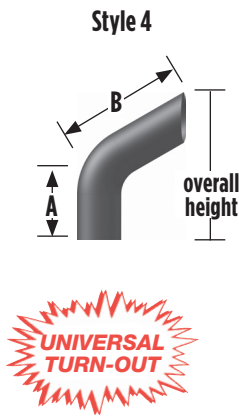
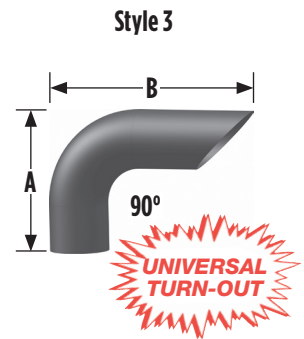
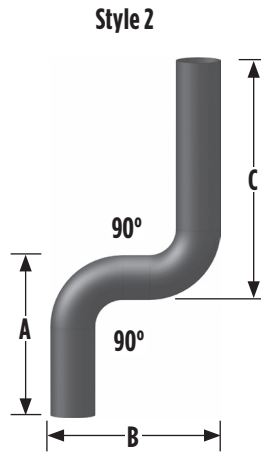
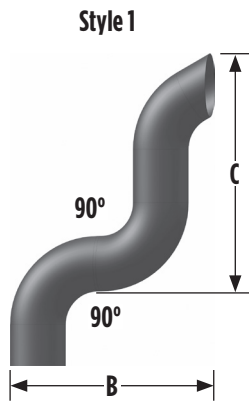


Bull Horn Stacks

LENGTH ►	24"	36"	48"	60"	72"	84"	96"	108"		
BOTTOM ▼	5" DIAMETER BULLHORN (ALL CHROME) ▼									
5" OD Bottom	-	BH5-36SBC	BH5-48SBC	BH5-60SBC	BH5-72SBC	-	-	-		
5" ID Bottom	-	-	-	-	BH5-72EXC	BH5-84EXC	BH5-96EXC	BH5-108EXC		
LENGTH ►	24"	36"	48"	60"	72"	84"	96"	108"	114"	
BOTTOM ▼	6" DIAMETER BULLHORN (ALL CHROME) ▼									
6" OD Bottom	BH6-24SBC	BH6-36SBC	BH6-48SBC	BH6-60SBC	-	-	-	-	-	
6" ID Bottom	-	-	-	-	BH6-72EXC	BH6-84EXC	BH6-96EXC	BH6-108EXC	BH6-114EXC	
5" OD Bottom	-	SBH6-36SBC	SBH6-48SBC	SBH6-60SBC	-	-	-	-	-	
5" ID Bottom	-	-	-	-	SBH6-72EXC	SBH6-84EXC	SBH6-96EXC	SBH6-108EXC	-	
LENGTH ►	24"	36"	48"	60"	72"	84"	96"	108"		
BOTTOM ▼	7" DIAMETER BULLHORN (ALL CHROME) ▼									
7" ID Bottom	-	-	-	-	-	BH7-84EXC	BH7-96EXC	BH7-108EXC		
5" OD Bottom	-	SBH7-36SBC5	SBH7-48SBC5	SBH7-60SBC5	-	-	-	-		
5" ID Bottom	-	-	-	-	-	SBH7-84EXC5	SBH7-96EXC5	SBH7-108EXC5		



Dump Truck Stacks



STYLE	INLET	A	B	C	OVERALL HEIGHT	ALUMINIZED PART#	CHROME PART#	NOTES
1	4" OD	10.5	16	24	30.5	ED-4LA	ED-4LC	
1	5" OD	10.5	16	24	29.5	ED-5LA	ED-5LC	
1	5" ID	10.5	16	24	29.5	ED-5LEXA	ED-5LEXC	
1	5" OD	10.5	19	24	29.5		WED-5LC	
1	5" OD	18	16	24	37	UM-5LA	UM-5LC	Ideal for R& RD Macks, won't block mirror
1	5" OD	11.75	16.25	21.5	28.25		DTS-5C	
1	5" OD	18	19	29	42		SW-K5C	
1	5" ID	18	19	29	42		SW-K5EXC*	
2	4" OD	18	19	27	41	JDS-4A		
2	5" OD	18	19	27	40	JDS-5A	JDS-5C	
2	5" ID	18	19	27	40	JDS-5EXA	JDS-5EXC*	
3	5" OD	12	18		12		CSP-51218SC	
4	4" OD	8	12	12	16.5		OB-460C	
4	5" OD	8	12	12	16.5	OB-560A	OB-560C	
5	5" OD	14.8	11.6	21	42.8	FEC-5SA		
6	5" OD	14.8	11.6	25	46.75	FEC-5KA	FEC-5KC	

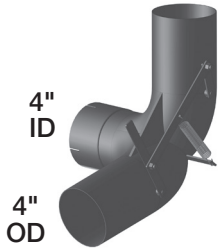
Limited Stock Call For Availability

DIVERTERS & HB CONNECTORS

Exhaust Diverters & HB Connectors

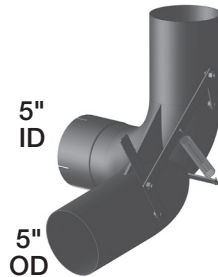
HDT-49090A

Tube Type
Ideal for Mack Granite



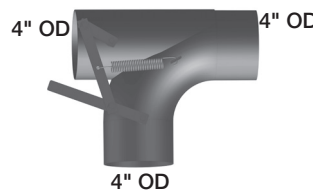
HDT-59090A

Tube Type



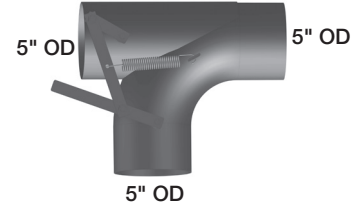
HDT-4A

Tube Type



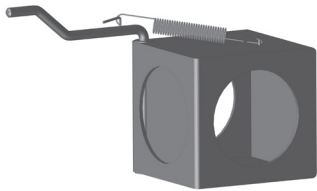
HDT-5A

Tube Type



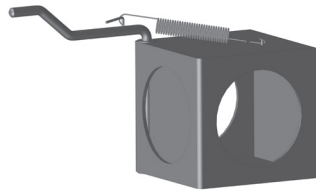
HB-4

2 Position only
4" ID Holes



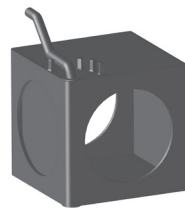
HB-5

2 Position only
5" ID Holes




SDB-5

4 Position
2 Partial Diversion
5" ID Holes



SP-5

Spring Plate
Use for heated
dump bed

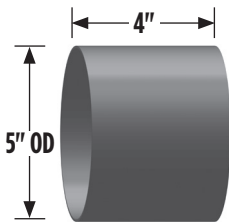


Parts are NOT approved for use on 2007 and later emission engines

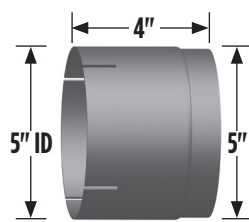
HB Connectors

Weld HB Connectors or elbows directly to diverter boxes or spring plate.

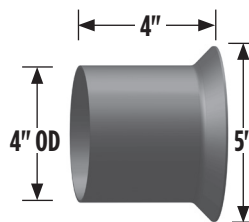
BT-5A



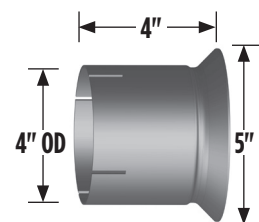
BT-5EXA



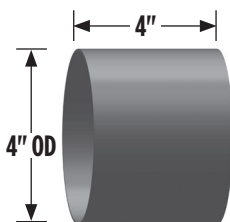
BT-54A



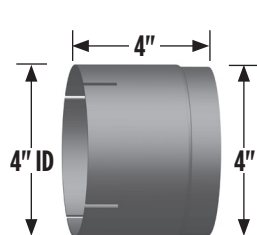
BT-54EXA



BT-4A



BT-4EXA



Bells

DIA.	ALUMINIZED PART NO.
4"	TBE-4
5"	TBE-5



Balls

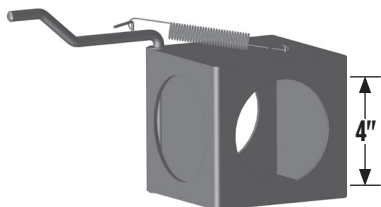
DIA.	ALUMINIZED PART NO.
4"	TBA-4
5"	TBA-5



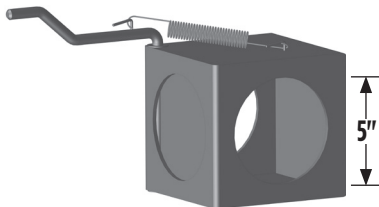
DIVERTERS & HB CONNECTORS

Stainless Steel Heat Diverters & HB Connectors

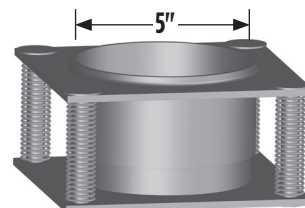
HB-4SS
304 Stainless Steel
4" ID Holes



HB-5SS
304 Stainless Steel
5" ID Holes



SP-5SS
Spring Plate
Use for heated dump bed

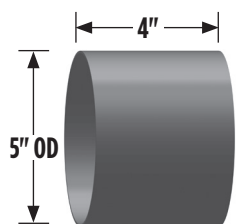


Parts are **NOT** approved for use on 2007 or later emission engines

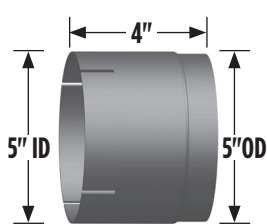
304 STAINLESS STEEL HB CONNECTORS

Weld HB Connectors or elbows directly to diverter boxes or spring plate.

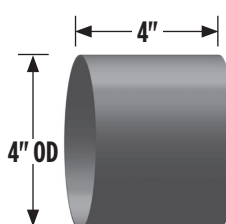
BT-5SS



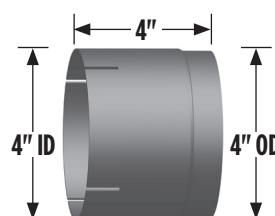
BT-5EXSS



BT-4SS



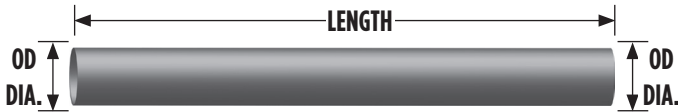
BT-4EXSS



CONNECTORS, REDUCERS & REPAIR SECTIONS


Straight Tubing

TUBING O.D. - O.D.



DIA.	LENGTH	PLAIN PART NO.	ALUMINIZED PART NO.
2"	120"	-	S2-120SBA
2.25"	120"	-	S225-120SBA
2.5"	120"	-	S25-120SBA
2.75"	120"	-	S275-120SBA
3"	120"	S3-120SB	S3-120SBA
3.5"	120"	S35-120SB	S35-120SBA
4"	120"	S4-120SB	S4-120SBA
5"	120"	S5-120SB	S5-120SBA
6"	120"	S6-120SB	S6-120SBA
7"	120"	S7-120SB	S7-120SBA
8"	120"	-	S8-120SBA
10"	120"	-	S10-120SBA
3"	168"	-	S3-168SBA
3.5"	168"	-	S35-168SBA
4"	168"	-	S4-168SBA
5"	168"	-	S5-168SBA

ALUMINIZED STEEL TUBING (one end expanded & slotted, I.D./O.D.)



SIZE	LENGTH	PART NO.
3"	10'	S3-120EXA
4"	10'	S4-120EXA
5"	10'	S5-120EXA

409 STAINLESS ALUMINIZED STEEL TUBING



O.D.	GAUGE	LENGTH	PART NO.
3"	16	10'	S3-120SBS4
3.5"	16	10'	S35-120SBS4
4"	16	10'	S4-120SBS4
5"	16	10'	S5-120SBS4

TUBING I.D. - I.D.

DIA.	LENGTH	ALUMINIZED PART NO.
3"	120"	S3-120EXEXA
3.5"	120"	S35-120EXEXA
4"	120"	S4-120EXEXA
5"	120"	S5-120EXEXA
6"	120"	S6-120EXEXA



NOTE: Too Large for Ground Package, must ship by truck

CONNECTORS, REDUCERS & REPAIR SECTIONS

Repair Sections



- Perfect for splicing in sections
- 16ga Aluminized Steel


DIA.	LENGTH	ALUMINIZED PART NO.
3"	12"	RS-312A
3"	18"	RS-318A
3"	24"	RS-324A
3"	36"	RS-336A
3"	48"	RS-348A
3.5"	12"	RS-3512A
3.5"	18"	RS-3518A
3.5"	24"	RS-3524A
3.5"	36"	RS-3536A
3.5"	48"	RS-3548A
4"	12"	RS-412A
4"	18"	RS-418A
4"	24"	RS-424A
4"	36"	RS-436A
4"	48"	RS-448A
5"	12"	RS-512A
5"	18"	RS-518A
5"	24"	RS-524A
5"	36"	RS-536A
5"	48"	RS-548A

CONNECTORS, REDUCERS & REPAIR SECTIONS

Reducers

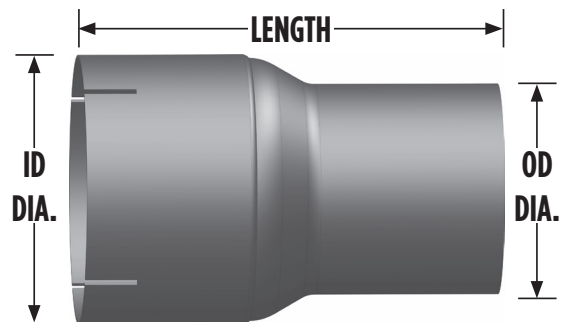
REDUCERS O.D. - I.D.

OD DIA.	ID DIA.	LENGTH	ALUMINIZED PART NO.	CHROME PART NO.
3"	2.5"	8"	R30-25IA	-
3.5"	3"	8"	R350-3IA	-
4"	3"	8"	R40-3IA	-
4"	3.5"	8"	R40-35IA	-
4.5"	4"	8"	R450-4IA	-
5"	4"	8"	R50-4IA	R50-4IC
5"	4.5"	8"	R50-45IA	-
6"	4"	8"	R60-4IA	-
6"	5"	8"	R60-5IA	R60-5IC
7"	5"	8"	-	R70-5IC
8"	5"	8"	R80-5IA	-



REDUCERS I.D. - O.D.

ID DIA.	OD DIA.	LENGTH	ALUMINIZED PART NO.	CHROME PART NO.
3"	2.5"	8"	R3I-250A	-
3.5"	3"	8"	R35I-30A	-
4"	3"	8"	R4I-30A	-
4"	3.5"	8"	R4I-350A	-
4.5"	4"	8"	R45I-40A	-
5"	4"	8"	R5I-40A	R5I-40C
5"	4.5"	8"	R5I-450A	-
6"	4"	8"	R6I-40A	-
6"	5"	8"	R6I-50A	R6I-50C
7"	5"	8"	-	R7I-50C
8"	5"	8"	R8I-50A	-

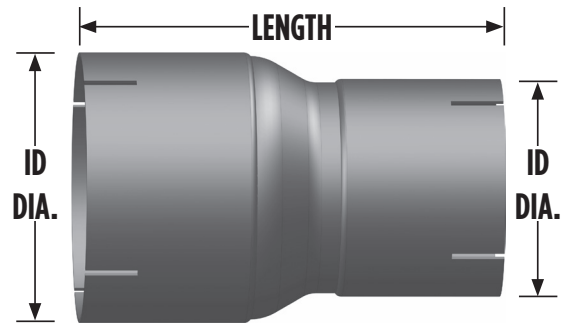


CONNECTORS, REDUCERS & REPAIR SECTIONS

Reducers

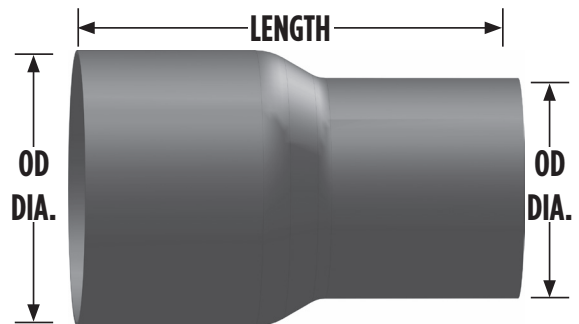
REDUCERS I.D. - I.D.

ID DIA.	ID DIA.	LENGTH	ALUMINIZED PART NO.	CHROME PART NO.
3"	2.5"	8"	R3I-25IA	
3.5"	3"	8"	R35I-3IA	-
4"	3"	8"	R4I-3IA	-
4"	3.5"	8"	R4I-35IA	-
4.5"	4"	8"	R45I-4IA	-
5"	4"	8"	R5I-4IA	R5I-4IC
5"	4.5"	8"	R5I-45IA	-
6"	4"	8"	R6I-4IA	-
6"	5"	8"	R6I-5IA	R6I-5IC
7"	5"	8"	-	R7I-5IC
8"	5"	8"	R8I-5IA	-



REDUCERS O.D. - O.D.

OD DIA.	OD DIA.	LENGTH	ALUMINIZED PART NO.	CHROME PART NO.
3"	2.5"	8"	R30-250A	-
3.5"	3"	8"	R350-30A	-
4"	3"	8"	R40-30A	-
4"	3.5"	8"	R40-350A	-
4.5"	4"	8"	R450-40A	-
5"	4"	8"	R50-40A	-
5"	4.5"	8"	R50-450A	-
6"	4"	8"	R60-40A	-
6"	5"	8"	R60-50A	-
7"	5"	8"	R70-50A	R70-50C
8"	5"	8"	R80-50A	-

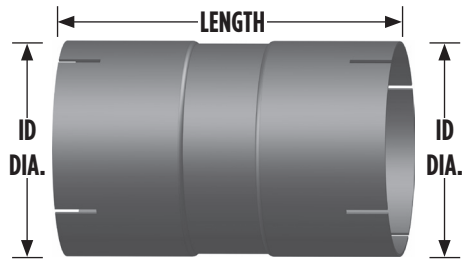


CONNECTORS, REDUCERS & REPAIR SECTIONS

Couplers and Connectors

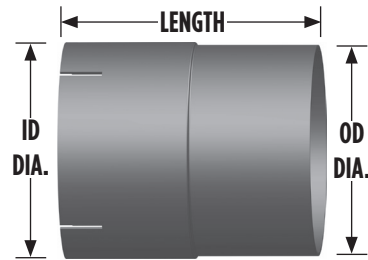
COUPLERS I.D. - I.D.

DIA.	LENGTH	ALUMINIZED PART NO.	CHROME PART NO.
2"	8"	CP-28A	—
2.25"	8"	CP-2258A	—
2.5"	8"	CP-258A	—
3"	8"	CP-38A	—
3.5"	8"	CP-358A	—
4"	8"	CP-48A	CP-48C
4.5"	8"	CP-458A	—
5"	8"	CP-58A	CP-58C
6"	8"	CP-68A	CP-68C
7"	8"	CP-78A	CP-78C
8"	8"	CP-88A	—




CONNECTORS I.D. - O.D.

DIA.	LENGTH	ALUMINIZED PART NO.	CHROME PART NO.
2"	6"	CN-28A	—
2.25"	6"	CN-2258A	—
2.5"	6"	CN-258A	—
3"	6"	CN-36A	—
3.5"	6"	CN-356A	—
4"	6"	CN-46A	—
4.5"	6"	CN-456A	—
5"	6"	CN-56A	CN-56C
6"	6"	CN-66A	—
7"	6"	CN-76A	—
8"	6"	CN-86A	—



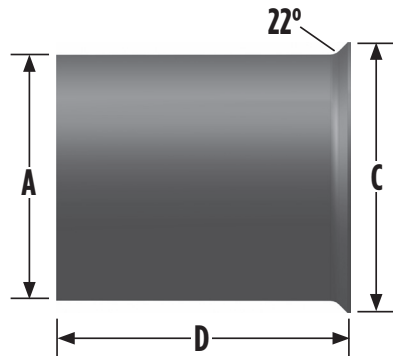
CONNECTORS O.D. - O.D.

DIA.	LENGTH	ALUMINIZED PART NO.
2"	8"	S2-8SBA
2.25"	8"	S225-8SBA
2.5"	8"	S25-8SBA
3"	8"	S3-8SBA
3.5"	8"	S35-8SBA
4"	8"	S4-8SBA
4.5"	8"	S45-8SBA
5"	8"	S5-8SBA
6"	8"	S6-8SBA
7"	8"	S7-8SBA
8"	8"	S8-8SBA

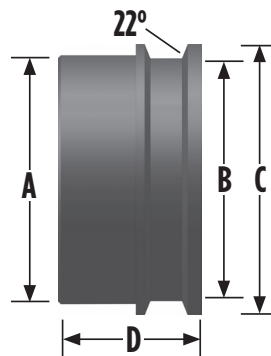


CONNECTORS, REDUCERS & REPAIR SECTIONS

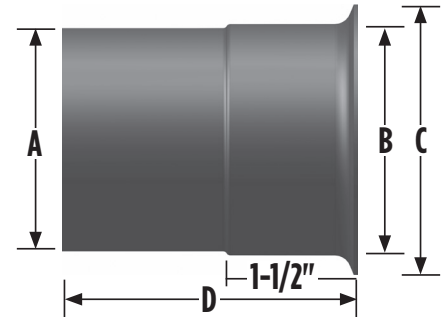
Turbo and Manifold Outlet Adapters



STYLE A



STYLE B - MACHINED

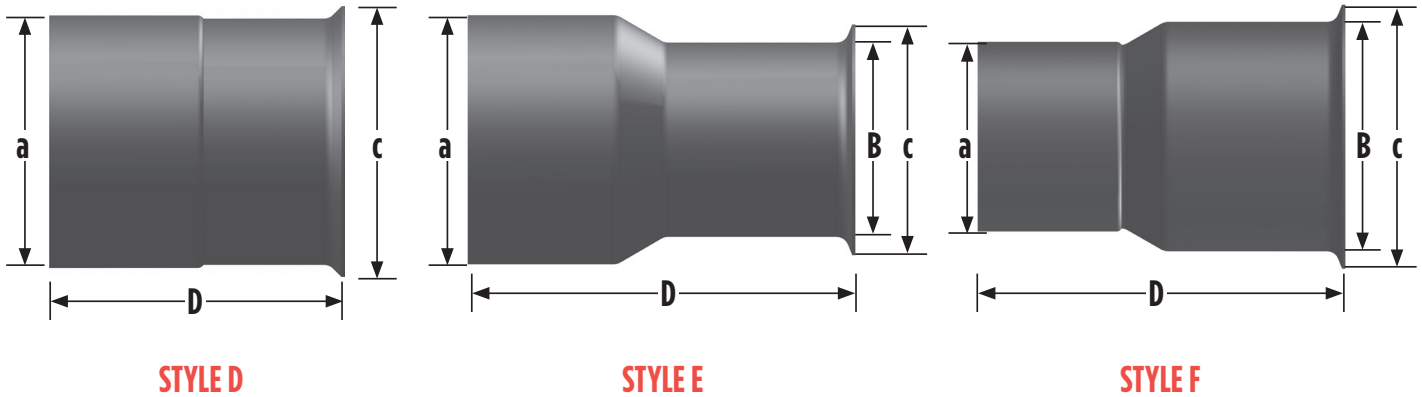


STYLE C

PART #	STYLE	A	B	C	D	FLARE	APPLICATION	USED WITH V-BAND CLAMP #	BREEZE
AD-311MF	B	2.86"OD	2.79"ID	3.114"	1.62"	22°	OE#3910990 5.9L Cummins	VB-321C	VT-10323
AD-411MF	B	3.86"OD	3.725"ID	4.00"	2.125"	22°	OE#3910995 8.3L Cummins	VB-413C	VT-10413
T321-2	A	2.75"OD		3.21"	2"	22°	OE#3910990 5.9L Cummins	VB-321C	VT10321
T321-3ID	C		3"ID	3.21"	3"	22°		VB-321C	VT10321
T375-6ID	C		3"ID	3.75"	6"	22°		VB-301I	VT10388
T375-6	A	3"OD		3.75"	6"	22°		VB-301I	VT10388
T400-6	A	3.5"OD	3.5"ID	4.00"	6"	45°	Detroit Diesel		
T407-4	A	3.5"OD	3.5"ID	4.07"	4"	22°	3208T Cat.	VB-419C	
T425-4	A	3.5"OD	3.5"ID	4.25"	4"	22°	7.3 Ford Powerstroke	VB-384F	
T450-6	A	4"OD	4"ID	4.5"	6"	45°	Cummins		VT10450
T461-4	A	4"OD	4"ID	4.61"	4"	22°	3306 Cat.	VB-461M	VT10461
T461-4	A	4"OD	4"ID	4.61"	4"	22°	Most 6 Cyl. Macks	VB-461M	VT10461
T475-4	A	4"OD	4"ID	4.75"	4"	22°	L10 Cummins & 3176 Cat	VB-475C	VT10475
T475-4	A	4"OD	4"ID	4.75"	4"	22°	8.2T Detroit Diesel, 6-71, 12V-71	VB-475D	VT10475
T525-2	B	4.865"OD	4.25"ID	5.25"	2"	20°	Machined Flange Air Research Turbo	VB-525D	VT10525
T525-4	A	5"OD	5"ID	5.25"	4"	22°	6V & 8V92T Detroit	VB-525D	VT10525
T550-6	A	5"OD	5"ID	5.5"	6"	45°	N14 & ISX Cummins		
T588-6 PYRO	A	5"OD	5"ID	5.88"	6"	22°	Cummins NTC	VB-588C	VT10588
T588-6	A	5"OD	5"ID	5.88"	6"	22°	3406 & C15 Cat.	VB-588C	VT10588
T588-6	A	5"OD	5"ID	5.88"	6"	22°	855 C.I. Cummins W/T50 Turbo	VB-588C	VT10588
T588-6	A	5"OD	5"ID	5.88"	6"	22°	60 Series Detroit	VB-588C	VT10588
T362-6ID	C	3"OD	3"ID	3.62"	6"	22°	Detroit Diesel 6V71		VT10382
T425-6ID	C	3.5"OD	3.5"ID	4.25"	6"	22°	Detroit Diesel 8V71		VT10450A
T475-6ID	C	4"OD	4"ID	4.75"	6"	22°	Detroit Diesel 12V71	VB-475D	VT10475

CONNECTORS, REDUCERS & REPAIR SECTIONS

Turbo and Manifold Outlet Adapters, continued

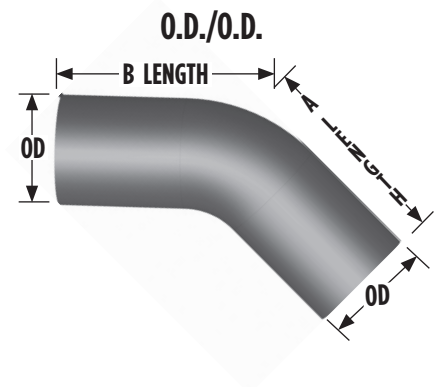
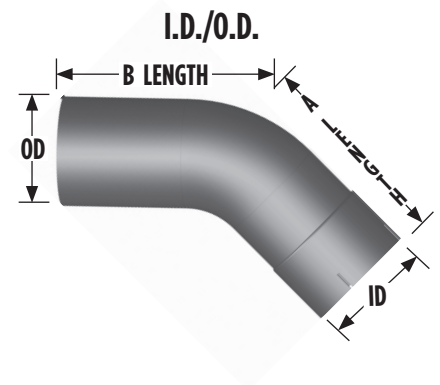


PART #	STYLE	A	B	C	D	FLARE	APPLICATION	USED WITH V-BAND CLAMP #	BREEZE
TURBO REPAIR FLANGES									
TRF-4625	D	4"ID	4"ID	4.625"	2"	22°	Replaces Cat # 9N-6325	VB-461D	VT10461
TRF-475	D	4"ID	4"ID	4.75"	2"	22°	T35 Turbo, L10 & 3176	VB-475C	VT10475
TRF-588	D	5"ID	5"ID	5.88"	2"	22°	T50 Turbo, N14, ISX, 3406, C15, 60 Series	VB-588C	VT10588-1
TRF-550	D	5"ID	5"ID	5.5"	2"	22°	T50 Turbo, N14, ISX, 3406, C15, 60 Series	VB-588C	VT10588-1
TRF-450	D	4"ID	4"ID	4.5"	2"	22°	C7, 3116 & 3126 CAT	VB-461D	VT10461
TRF-425	D	3.5"ID	3.5"ID	4.25"	2"	22°	DT-466, DT-408, DT-360, VT-365	VB-350I	
T475-8E	E	5"ID	4"OD	4.75"	8"	22°	T35 Turbo, L10, 3176	VB-475C	VT10475
T588-8F	F	4"ID	5"OD	5.75"	8"	22°	T50, 3406, N14, ISX 60 Series Detroit	VB-588C	VT10588

IF PYROMETER FITTING IS NEEDED, ADD (PYRO) TO THE PART NUMBER. ALL OF THESE PARTS ARE ALUMINIZED!

Elbows

DIA.	LENGTH A&B	CENTER LINE RADIUS	ALUMINIZED PART#	ALUMINIZED PART#	CHROME PART#	CHROME PART#
15° ELBOWS						
			I.D./O.D.	O.D./O.D.	I.D./O.D.	O.D./O.D.
3"	4"	3.5"	L315-0404A	L315-0404SA		
3.5"	4"	5"	L3515-0404A	L3515-0404SA		
4"	4"	4.5"	L415-0404A	L415-0404SA		
5"	4"	5.5"	L515-0404A	L515-0404SA		
30° ELBOWS						
			I.D./O.D.	O.D./O.D.	I.D./O.D.	O.D./O.D.
3"	4"	3.5"	L330-0404A	L330-0404SA		
3.5"	4"	5"	L3530-0404A	L3530-0404SA		
4"	4"	4.5"	L430-0404A	L430-0404SA		
5"	4"	5.5"	L530-0404A	L530-0404SA		
45° ELBOWS						
			I.D./O.D.	O.D./O.D.	I.D./O.D.	O.D./O.D.
2.5"	6"	3"	L2545-0606A	L2545-0606SA		
3"	8"	4"	L345-0808A	L345-0808SA		
3.5"	9"	5"	L3545-0909A	L3545-0909SA		
4"	6"	4.5"	L445-0606A	L445-0606SA		
4"	9"	4.5"	L445-0909A	L445-0909SA		L445-0909SC
4"	12"	4.5"	L445-1212A	L445-1212SA		
5"	8"	5.5"	L545-0808A	L545-0808SA	L545-0808C	L545-0808SC
5"	12"	5.5"	L545-1212A	L545-1212SA	L545-1212C	L545-1212SC
6"	15"	6"	L645-1515A	L645-1515SA		L645-1515SC
60° ELBOWS						
			I.D./O.D.	O.D./O.D.	I.D./O.D.	O.D./O.D.
3"	8"	3.5"	L360-0808A	L360-0808SA		
3.5"	8"	5"	L3560-0808A	L3560-0808SA		
4"	8"	4.5"	L460-0808A	L460-0808SA		
4"	8"	4.5"	L460-1010A	L460-1010SA		
4"	12"	4.5"	L460-1212A	L460-1212SA		
5"	10"	5.5"	L560-1010A	L560-1010SA		L560-1010SC



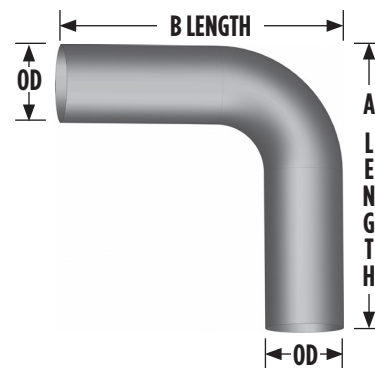
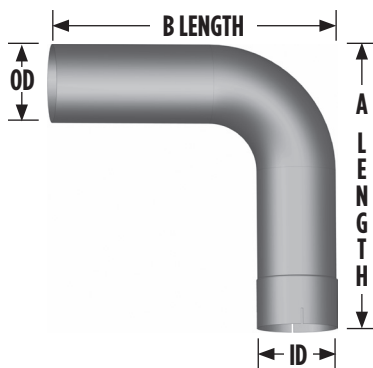
NOTE: Leg length is measured to the backside not the center line.

ELBOWS & Y-PIPES

90° Elbows

DIA.	LENGTH A&B	CENTER LINE RADIUS	I.D./O.D. ALUMINIZED PART#	I.D./O.D. CHROME PART#
2.5"	12"	4.5"	L2590-1212A	—
3"	7"	4"	L390-0707A	—
3"	8"	4"	L390-0808A	—
3"	10"	4"	L390-1010A	—
3"	14"	4"	L390-1414A	—
3.5"	8"	5"	L3590-0808A	—
3.5"	12"	5"	L3590-1212A	—
3.5"	16"	5"	L3590-1616A	—
4"	8"	4.5"	L490-0808A	L490-0808C
4"	10"	4.5"	L490-1010A	L490-1010C
4"	12"	4.5"	L490-1212A	L490-1212C
4"	15"	4.5"	L490-1515A	L490-1515C
4"	18"	4.5"	L490-1818A	L490-1818C
4"	18x29	4.5"	L490-1829A	—
5"	10"	5.5"	L590-1010A	L590-1010C
5"	12"	5.5"	L590-1212A	L590-1212C
5"	15"	5.5"	L590-1515A	L590-1515C
5"	18"	5.5"	L590-1818A	L590-1818C
5"	18x32	5.5"	L590-1832A	L590-1832C
5"	13.5"	8"	L590-1313A-8	—
5"	17.5"	8"	L590-1818A-8	—
6"	13"	7"	L690-1313A	L690-1313C
6"	24"	7"	L690-2424A	L690-2424C

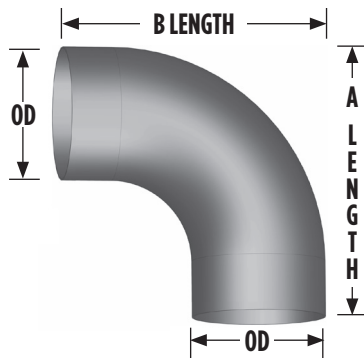
DIA.	LENGTH A&B	CENTER LINE RADIUS	O.D./O.D. ALUMINIZED PART#	O.D./O.D. CHROME PART#
2.5"	12"	4.5"	L2590-1212SA	—
3"	6"	4"	L390-0606SA	—
3"	7"	4"	L390-0707SA	—
3"	10"	4"	L390-1010SA	—
3"	14"	4"	L390-1414SA	—
3.5"	8"	5"	L3590-0808SA	—
3.5"	12"	5"	L3590-1212SA	—
3.5"	16"	5"	L3590-1616SA	—
4"	6"	4-1/2"	L490-0606SA	—
4"	8"	4-1/2"	L490-0808SA	L490-0808SC
4"	10"	4-1/2"	L490-1010SA	L490-1010SC
4"	12"	4-1/2"	L490-1212SA	L490-1212SC
4"	15"	4-1/2"	L490-1515SA	L490-1515SC
4"	18"	4-1/2"	L490-1818SA	L490-1818SC
4"	18 x 29"	4-1/2"	L490-1829SA	L490-1829SC
5"	10"	5-1/2"	L590-1010SA	L590-1010SC
5"	12"	5-1/2"	L590-1212SA	L590-1212SC
5"	15"	5-1/2"	L590-1515SA	L590-1515SC
5"	18"	5-1/2"	L590-1818SA	L590-1818SC
5"	18 x 32"	5-1/2"	L590-1832SA	L590-1832SC
5"	13.5"	8"	L590-1313SA-8	—
5"	17.5"	8"	L590-1818SA-8	—
6"	13"	7"	L690-1313SA	L690-1313SC
6"	24"	7"	L690-2424SA	L690-2424SC



NOTE: Leg length is measured to the backside not the center line.

90° Target Cut Elbows

- Cut at tangent NO straight
- Ideal for welding & repairing
- OD/OD only



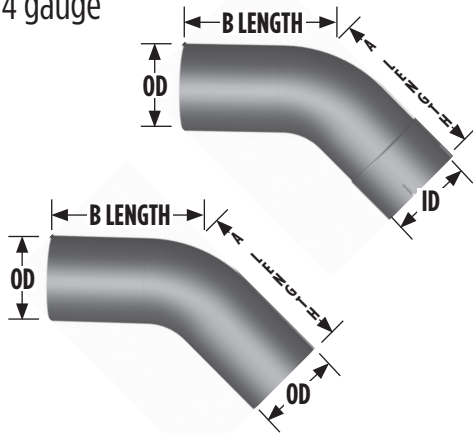
DIA.	LENGTH A&B	CENTER LINE RADIUS	ALUMINIZED PART#
3"	5"	3.5"	L390-0505SA
3.5"	6.75"	5"	L3590-675675SA
4"	6.5"	4.5"	L490-6565SA
5"	8"	5.5"	L590-0808SA
6"	10"	7"	L690-1010SA
7"	11.5"	8"	L790-1212S*
8"	12"	12"	L890-2020S*

* Cold rolled steel and make to order, call for lead time

Aluminized Coated Stainless Steel Exhaust Parts

45° Elbows

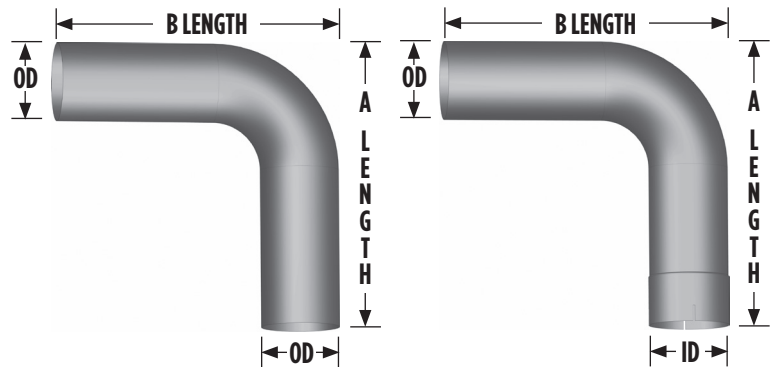
- 409 Stainless Aluminized
- 14 gauge



DIA.	LENGTH A&B	CENTER LINE RADIUS	ID/OD PART#	OD/OD PART#
4"	9"	4.5"	L445-0909S4	L445-0909S4S
5"	12"	5.5"	L545-1212S4	L545-1212S4S

90° Elbows

These parts are not a bright finish.

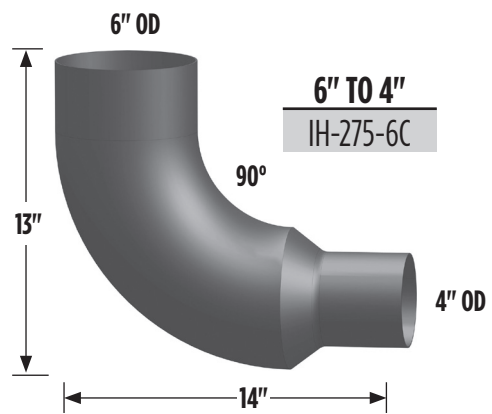
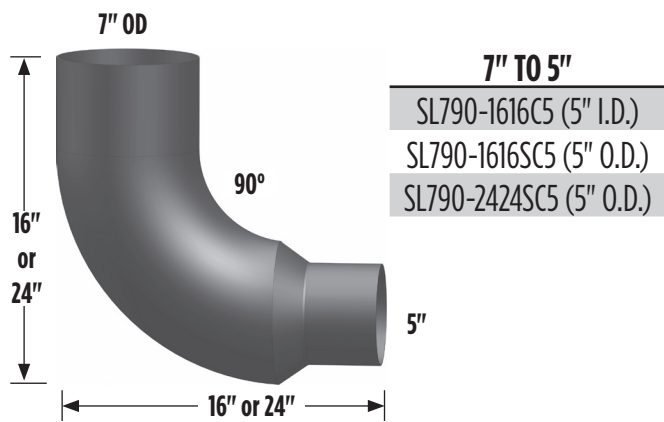
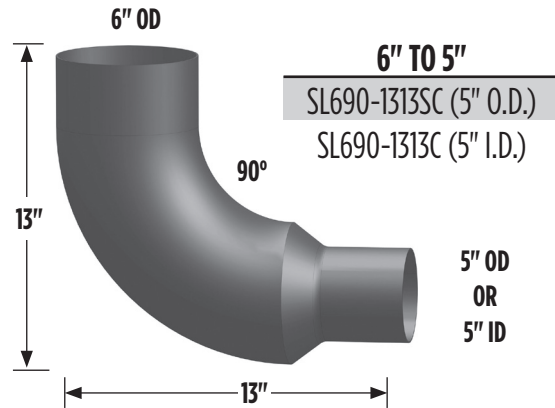
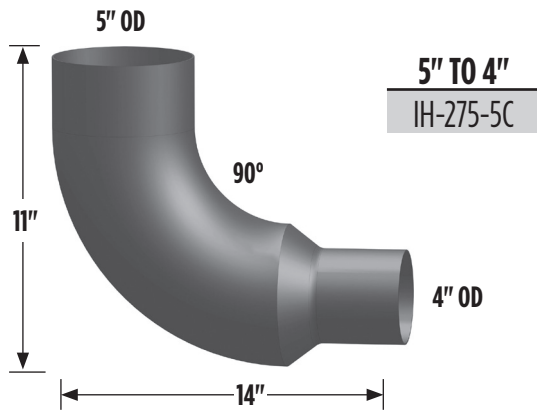


NOTE: Leg lengths are measured to the backside, not center line

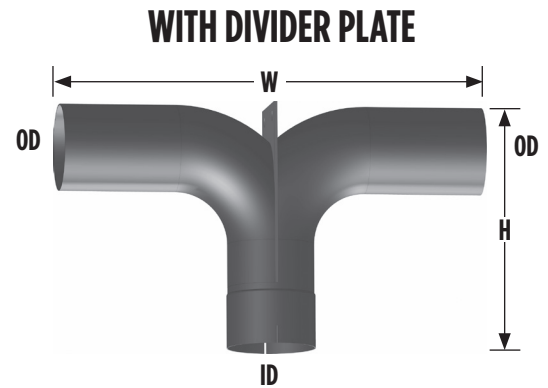

DIA.	LENGTH A&B	CENTER LINE RADIUS	ID/OD PART#	OD/OD PART#
4"	12"	4.5"	L490-1212S4	L490-1212S4S
4"	18"	4.5"	L490-1818S4	L490-1818S4S
5"	12"	5.5"	L590-1212S4	L590-1212S4S
5"	18"	5.5"	L590-1818S4	L590-1818S4S

ELBOWS & Y-PIPES

Reduced 90° Elbows

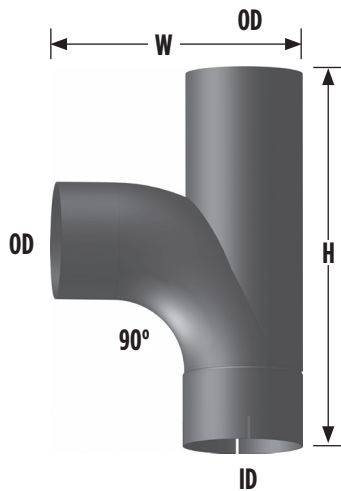


Universal Y Pipes



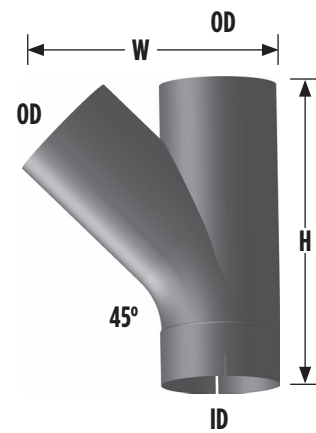
Type A

DIA.	WIDTH	HEIGHT	NO DIVIDER PLATE	WITH DIVIDER PLATE	
			ALUMINIZED PART#	ALUMINIZED PART#	CHROME PART#
3"	12"	10"	Y-300NPA		
3.5"	14"	10"	Y-350NPA		
4"	12"	8"	Y-401NPA		
4"	26"	12"		Y-400A	
5"	16"	11"	Y-501NPA		
5"	25"	14"	Y-500NPA	Y-500A	Y-500C



Type B

DIA.	WIDTH	HEIGHT	ALUMINIZED PART#
4"	10.5"	16"	YB-400A
5"	10.5"	16"	YB-500A



Type C

DIA.	WIDTH	HEIGHT	ALUMINIZED PART#
4"	9.4687"	12"	YC-400A
5"	10.843"	13"	YC-500A

ELBOWS & Y-PIPES

Rain Caps

DIA.	ZINC PART NO.	CHROME PART NO.	STAINLESS STEEL PART NO.
1.5"	—	—	—
1.75"	—	—	—
2"	RC-200	—	—
2.25"	RC-225	—	—
2.5"	RC-250	—	—
2.75"	RC-275	—	—
3"	RC-300	RC-300C	—
3.5"	RC-350	RC-350C	—
4"	RC-400	RC-400C	—
4.5"	RC-450	—	—
5"	RC-500	RC-500C	—
6"	RC-600	RC-600C	—
7"	RC-700	—	RC-700SS
8"	RC-800	—	RC-800SS



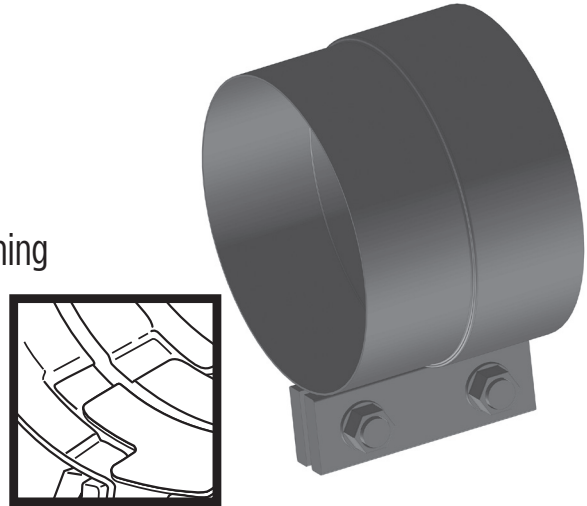
CLAMPS & BRACKETS

GRAND
ROCK

Band Clamps

THE WFC SERIES: A GRAND ROCK EXCLUSIVE CLAMP

- LAP-JOINTS (Step Clamp)
- .030" Gauge Material — Heaviest in the Industry
- 304 Bright Stainless Steel or Aluminized Steel
- Unique Grade 8 Reversible Hardware – One Hand Tightening
- 3", 3.5", 4", & 5" Sizes
- Welded Flap Prevents Leakage at Closing Point
- ONLY AVAILABLE FROM GRAND ROCK
- The Preferred Pre-Formed Clamp



THE STC SERIES: (Super Torque Clamp)


- LAP-JOINTS (Step Clamp)
- .030" Gauge Material — Heaviest in the Industry
- 304 Bright Stainless Steel Only
- Threaded Block for One Hand Tightening
- 3", 3.5", 4", & 5" Sizes
- Seal Feature Resists Leakage



The PF SERIES

GENUINE TorcTite™ Clamp

- LAP-JOINTS (Step Clamp)
- Bright Stainless, Polished Stainless, or Aluminized
- Available Pre-Assembled & Individually Boxed
- Available in Nested 10-Pack Bulk Cartons
- 2" thru 6" Sizes
- The Most Widely Used Clamp with OEM's



Band Clamps

GENUINE TorcTite™ Bulk 10-Pack Nested Clamps



TorcTite™ Bulk Clamps come in a compact carton containing 10 clamps nested, & 10 hardware packs.



- For all LAP-JOINTS (Step Clamp)
- Reversible Hardware (unique to the bulk TorcTites)
- Lower Cost
- Saves Space
- Same Great TorcTite™ Clamp! (our PF Series)
- Available in 3-1/2" thru 6" Diameters
- Bright 304 Stainless or Aluminized

Each individual clamp includes all TorcTite™ hardware in a separate poly bag


The EZ Series

- Genuine EasySeal™ Clamp
- Flat Seal Clamp
- 2" — 7" Sizes




The FL Series

- Original type of Seal Clamp
- Available in Aluminized & Stainless
- 2" — 6" Sizes



CLAMPS

Clamps



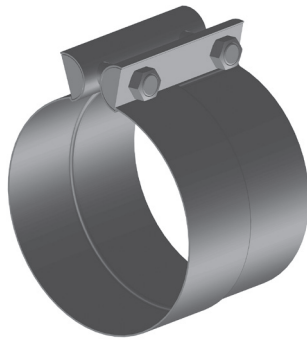
Flex Seal




EasySeal™



AccuSeal™




Torctite™



WFC Series

TYPE	WIDTH	2"	2-1/4"	2-1/2"	2-3/4"	3"	3-1/2"	4"	4-1/2"	5"	6"	7"
FLEX SEAL ALZ.	3.375"	-	-	-	-	-	-	FL-4A	-	FL-5A	-	-
FLEX SEAL SS	3.375"	FL-2	FL-225	FL-25	FL-275	FL-3	FL-35	FL-4	FL-45	FL-5	FL-6	FL-7P
EASYSEAL SS	3"	EZ-2	EZ-225	EZ-25	EZ-275	EZ-3	EZ-35	EZ-4	EZ-45	EZ-5	EZ-6	EZ-7
ACCUSEAL ALZ.	1.25"	AS-2A	-	AS-25A	-	AS-3A	AS-35A	AS-4A	-	AS-5A	-	-
ACCUSEAL STD. SS	1.25"	-	-	-	-	AS-3	AS-35	AS-4	-	AS-5	-	-
ACCUSEAL POLISHED SS	1.25"	-	-	-	-	-	-	AS-4P	-	AS-5P	AS-6P	AS-7P
DURASEAL 409SS	1.25"	-	-	-	-	-	-	DS-4	-	DS-5	-	-
TORCTITE ALZ.	3"	PF-2A	PF-225A	PF-25A	PF-275A	PF-3A	PF-35A	PF-4A	-	PF-5A	-	-
TORCTITE ALZ. BULK	3"	-	-	-	-	-	PF-35ABK	PF-4ABK	-	PF-5ABK	PF-6ABK	-
TORCTITE SS	3"	PF-2	PF-225	PF-25	PF-275	PF-3	PF-35	PF-4	-	PF-5	-	-
TORCTITE SS POLISHED	3"	-	-	-	-	-	-	-	-	PF-5P	PF-6P	-
TORCTITE SS BULK	3"	-	-	-	-	-	PF-35BK	PF-4BK	-	PF-5BK	PF-6BK	-
WFC SERIES ALZ.	3"	-	-	-	-	-	-	WFC-4A	-	WFC-5A	-	-
WFC SERIES STAINLESS	3"	-	-	-	-	WFC-3	WFC-35	WFC-4	-	WFC-5	-	-
STC SERIES SS	3"	-	-	-	-	STC-3	STC-35	STC-4	-	STC-5	-	-
TORCTITE ALZ. BUTT-JOINT	3"	-	-	-	-	PF-3ABT	PF-35ABT	PF-4ABT	-	PF-5ABT	-	-


Saddle Clamps




**ROUND BOLT
OPEN SADDLE**
(Economy)



**ROUND BOLT
CLOSED SINGLE
SADDLE**
(Good)



**ROUND BOLT
CLOSED DOUBLE
SADDLE**
(Better)

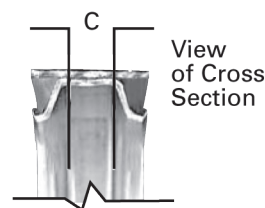
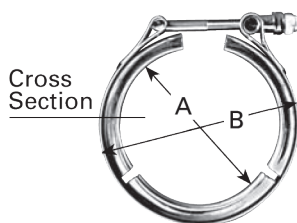


**FLAT BOLT
CLOSED DOUBLE
SADDLE**
(Best)

DIA.	ROUND BOLT OPEN SADDLE (PLAIN STEEL)	HD GUILLOTINE SINGLE EDGE SADDLE (ZINC PLATED)	HD GUILLOTINE SINGLE EDGE SADDLE (CHROME)	ROUND BOLT HD WELD SADDLE (ZINC PLATED)	FLAT BOLT HD WELD SADDLE (ZINC PLATED)	FLAT BOLT HD WELD SADDLE (CHROME)
1.5"	RO-15	—	—	—	—	—
1.625"	RO-158	—	—	—	—	—
1.75"	RO-175	—	—	—	—	—
1.875"	RO-178	—	—	—	—	—
2"	RO-2	RB-2ZN	—	—	—	—
2.25"	RO-225	RB-225ZN	—	—	—	—
2.5"	RO-25	RB-25ZN	—	—	—	—
2.75"	RO-275	RB-275ZN	—	—	—	—
3"	RO-3	RB-3ZN	RB-3C	HD-3ZN	—	—
3.25"	RO-325	RB-325ZN	—	—	—	—
3.5"	RO-35	RB-35ZN	RB-35C	HD-35ZN	—	—
4"	RO-4	RB-4ZN	RB-4C	HD-4ZN	FB-4ZN	FB-4C
4.5"	RO-45	RB-45ZN	—	—	—	—
5"	RO-5	RB-5ZN	RB-5C	HD-5ZN	FB-5ZN	FB-5C
6"	—	RB-6ZN	RB-6C	—	FB-6ZN	FB-6C
7"	—	—	—	—	—	FB-7C

CLAMPS

V-Band Clamps



MANUFACTURER	P/N	TUBE DIA.	A	B	C	APPLICATION	BREEZE P/N
UNIVERSAL							
	VB-300C	2.50	3.18	3.74	0.20	EMISSIONS CLAMP	VT10318C02
	VB-525D	5.00	5.25	5.81	0.21	FITS - FLARED CONNECTORS.	VT10525
AIRESEARCH							
	VB-461M	4.00	4.17	4.61	0.21	TEO-699	VT10461
	VB-525D	5.00	5.25	5.81	0.21	T-1899, TH08A64	VT10525
BLUEBIRD							
	VB-321C	2.75	2.80	3.20	0.26	6BT5.9L, 6BTA5.9L REPLACES BLUEBIRD #1334226	
	VB-321C	2.75	2.80	3.20	0.26	94-98 BLUEBIRD TC2000 SCHOOL BUS W/5.9L	
	VB-413C	4.00	4.13	4.69	0.26	92-98 8.3L TURBO CUMMINS ALL AMERICAN	VT10413
	VB-461D	4.00	4.13	4.69	0.40	REPLACES BLUEBIRD #1250646	VT10469
	VB-461D	4.00	4.13	4.69	0.40	BLUEBIRD ALL AMERICAN W/CAT3116 /TURBO	VT10469
CATERPILLAR							
	VB-419C	3.50	3.63	4.19	0.40	3208T# IW5455	VB10419
	VB-461D	4.00	4.13	4.69	0.40	3208T # IW2431	VT10469
	VB-475C	4.00	4.19	4.75	0.40	3176T	VT10475
	VB-588C	5.00	5.32	5.88	0.40	3406, 3406B, 3176, T50 TURBO # 186917	VT10588-1
CUMMINS							
	VB-321C	2.75	2.80	3.20	0.26	6BT5.9L, 6BTA5.9L # 3903652	
	VB-351I	3.50	3.69	4.25	0.40	VT555, VT-555 MANIFOLD	
	VB-413C	4.00	4.13	4.69	0.26	8.3C CUMMINS # 3905216, FOR HX40 TURBO	VT10413
	VB-475C	4.00	4.19	4.75	0.40	L10 # 115774	VB10475
	VB-532	5.00	5.33	5.53	0.24	04-07 5.9L CUMMINS# 52121285AA	
	VB-588C	5.00	5.32	5.88	0.40	750, N, 88NT, NTC, VT, T50 TURBO # 186916	VTW10588-1
DETROIT DIESEL							
	VB-475D	4.00	4.13	4.75	0.16	8.2LT # 154977	
	VB-525D	5.00	5.25	5.81	0.21	8V-71T, 16V-71, 6V-92T, 8V-92, 8V-92T, 16V-92T # 513262	VT10525
	VB-588C	5.00	5.32	5.88	0.40	SERIES 60, 6-71T # 23506159	VT10588-1
DODGE							
	VB-450	4.00	4.53	4.73	0.26	DODGE 03-04 5.9L CUMMINS # A49-3535399	
	VB-532	5.00	5.33	5.53	0.24	04-07 5.9L CUMMINS# 52121285AA	
FORD							
	VB-321C	2.75	2.80	3.20	0.26	93-95 B600/700 W/5.9LT	
	VB-321C	2.75	2.80	3.20	0.26	REPLACES FORD #F3HZ5A281A	
	VB-351I	3.50	3.69	4.25	0.40	REPLACES FORD #E7HZ5A231C	
	VB-384F	3.00	3.84	4.01	0.23	FORD # F6TA-5A281-BA / 94-97 7.3 POWERSTROKE	
	VB-419C	3.50	3.63	4.19	0.40	REPLACES FORD #E2HZ5A231A	VB10419
	VB-419C	3.50	3.63	4.19	0.40	87-90 B600/700 SCHOOL BUS CF600/800 W/6.6LT	VB10419
	VB-419C	3.50	3.63	4.19	0.40	REPLACES FORD #E8HZ5A231E	VB10419
	VB-419F	3.50	3.63	4.19	0.40	FORD 6.6& 7.8 # E2HZ5A231A	VB10419

MANUFACTURER	P/N	TUBE DIA.	A	B	C	APPLICATION	BREEZE P/N
FORD, CONTINUED							
	VB-429F6	4.00	4.37	4.56	0.28	FORD 03-07 6.0L POWERSTROKE # 6C34-5A281-AA	
	VB-429F7	4.00	4.38	4.55	0.23	FORD 99-03 7.3L POWERSTROKE # 4C24-5A281-HA	
	VB-475D	4.00	4.13	4.75	0.16	REPLACES FORD #EOHZ5A231C	VT10475
	VB-532C	5.00	5.33	5.53	0.24	04-07 5.9L CUMMINS# 52121285AA	
FREIGHTLINER							
	VB-390MB	3.00	3.90	-	-	FREIGHTLINER BUS MERCEDES 4 CYL. # 04-19184-001	
	VB-460MB	4.00	4.60	-	-	FREIGHTLINER BUS MERCEDES 6 CYL. # 04-39184-000	
	VB-588C	5.00	5.32	5.88	0.40	W/DD SERIES 60, CAT 3406 # 04-13828-0000	VT10588-1
	VB-588C	5.00	5.32	5.88	0.40	W/CUMMINSVNTC, VT DIESEL #01-14596-000	VT10588-1
	VB-588C	5.00	5.32	5.88	0.40	REPLACES FREIGHTLINER #0114596000	VT10588-1
GM							
	VB-384G	3.00	3.84	4.01	0.21	00-06 DURAMAX # 15671559	
	VB-525D	5.00	5.25	5.81	0.21	ALL 71T & 92T DETROIT #513262	VT10525
	VB-525D	5.00	5.25	5.81	0.21	REPLACES GM #15647159	VT10525
INTERNATIONAL							
	VB-301I	3.00	3.28	3.84	0.40	T444E 1994-2000 INTERNATIONAL BUS	
	VB-302I	3.00	3.28	3.82	0.21	REPLACES INTERNATIONAL #2033978C1	
	VB-351I	3.50	3.69	4.25	0.40	86-89 SERIES S TRUCK/BUS W/DT360	
	VB-351I	3.50	3.69	4.25	0.40	REPLACES INTERNATIONAL #893944R92	
	VB-350I	3.50	3.77	4.33	0.21	REPLACES INTERNATIONAL #338614C1	
	VB-350I	3.50	3.77	4.33	0.21	88-94 SERIES S TRUCK BUS W/DT466	
	VB-475C	4.00	4.19	4.75	0.40	REPLACES INTERNATIONAL #893945R92	VT10475
	VB-475C	4.00	4.19	4.75	0.40	7.3L, DT-DTA 360, DT-DTA 466	VB10475
	VB-525D	5.00	5.25	5.81	0.21	W/DD 8V71, 8V92	VT10525
	VB-525D	5.00	5.25	5.81	0.21	REPLACES INTERNATIONAL #5132650	VT10525
	VB-525D	5.00	5.25	5.81	0.21	REPLACES INTERNATIONAL # 780067C91	VT10525
	VB-588C	5.00	5.32	5.88	0.40	REPLACES INTERNATIONAL #390226C91	VT10588-1
	VB-588C	5.00	5.32	5.88	0.40	INTERNATIONAL #1672105C91	VT10588-1
MACK							
	VB-461M	4.00	4.17	4.61	0.16	REPLACES MACK #48RU2341	VT10461
	VB-461M	4.00	4.17	4.61	0.16	DM/MR MODELS	VT10461
	VB-588C	5.00	5.32	5.88	0.40	REPLACES MACK #11ME241	VT10588-1
THOMAS							
	VB-419C	3.50	3.63	4.19	0.40	84-90 SAF-T-LINER MODELS W/3208T	VB10419
	VB-419C	3.50	3.63	4.19	0.40	REPLACES THOMAS #61240207	VB10419
	VB-461D	4.00	4.13	4.69	0.40	84-89 THOMAS SCHOOL BUS W/ 3208T	VT10469
	VB-461D	4.00	4.13	4.69	0.40	REPLACES THOMAS #61240208	VT10470
	VB-475D	4.00	4.19	4.75	0.21	89-93 W/8.2LT	VT10475
	VB-475D	4.00	4.19	4.75	0.21	REPLACES THOMAS #61240209	VT10475
VOLVO							
	VB-481V	4.00	4.375	4.81	0.43	REPLACES VOLVO 21021852	VT10481T
	VB-591V	5.00	5.50	5.91	0.43	REPLACES VOLVO 21021850	10769

PART NO. APPLICATION

VB-5880E T50 TURBO HOUSINGS, N14, ISX, 3406, C15, 60SERIES

This Is The More Economical 1 Pc OE Version

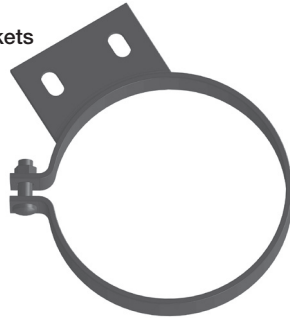


Stack and Muffler Mounting Brackets

Peterbilt

Bolts directly onto factory cab brackets


DIA.	POLISHED STAINLESS PART NO.
5"	MB-5PBS
6"	MB-6PBS
7"	MB-7PBS



Fits 359 & 379 models

PB-14656U (2PC Grommet)

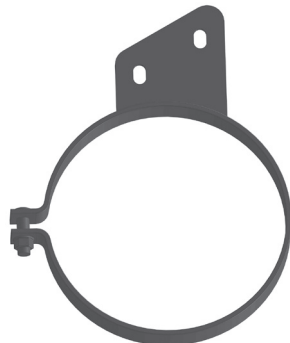
Use 2 of these 2pc Grommets along with any of the Peterbilt mounting brackets listed and with PB-12998S or PB-14186S



Polyurethane NOT Rubber

Bolts directly onto factory cab brackets


DIA.	POLISHED STAINLESS PART NO.
5"	OS-5PBS
6"	OS-6PBS
7"	OS-7PBS



May be used on unibilts or where you want to move the stack 2"

PB-12998S (Polished Stainless Steel) Fits 379

Replaces 14-14792 "Horseshoe" style cab Bracket



PB-14186S (Polished Stainless Steel) Fits 379

Replaces 14-14792 "Horseshoe" style cab Bracket



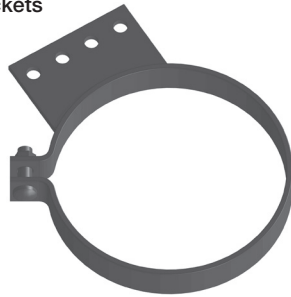
Stack and Muffler Mounting Brackets, continued

Kenworth

W900 B

Bolts directly onto factory cab brackets

DIA.	POLISHED STAINLESS PART NO.
5"	MB-5KWS
6"	MB-6KWS
7"	MB-7KWS



AEROCAB

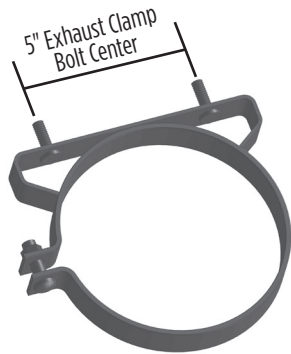
DIA.	POLISHED STAINLESS PART NO.
6"	AC-6KWLP (LEFT)
6"	AC-6KWRP (RIGHT)
7"	AC-7KWLP (LEFT)
7"	AC-7KWRP (RIGHT)



Use factory 8mm bolt for mounting

AEROCAB

DIA.	POLISHED STAINLESS PART NO.
5"	ACFM-5
6"	ACFM-6
7"	ACFM-7



Western Star

WESTERN STAR 5", 6", & 7" STACK MOUNT BRACKETS HERITAGE MODEL

PART NO.
MB-WS



Bolt to existing cab brackets & bolt MB-5PBS, MB-6PBS or MB-7PBS to it for a simple hassle free installation.

WESTERN STAR CONSTELLATION

DIA.	STAINLESS PART NO.
6"	MB-6WSS
7"	MB-7WSS



BRACKETS

Stack and Muffler Mounting Brackets, continued

Universal

FREIGHTLINER / IH / UNIVERSAL

DIA.	POLISHED STAINLESS PART NO.
5"	ACFM-5
6"	ACFM-6
7"	ACFM-7




These can be used to replace standard 5" bolt type clamps.

STACK MOUNT BRACKET

See Page 35 for 4", 5" or 6" FB style clamps needed with these brackets.

PLAIN PART NO.	CHROME PART NO.
SMB	SMB-C



MUFFLER HANGER

For use in horizontal applications



FITS MUFFLER DIMENSIONS	ZINC PLATED PART NO.
8"	RMH-8
8.5"	RMH-85
9"	RMH-9
10"	RMH-10
11"	RMH-11
8.5" X 11"	OMH-8511
10" X 15"	OMH-1015

Brackets

4" FORD DIESEL TAIL PIPE HANGER



H-FTP1



H-FLM1
MUFFLER HANGER
FITS 11-1/8" BODY DIA.
OE# 04-17998-001

HANGER

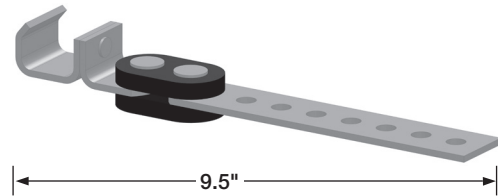
For horizontal applications for use on exhaust pipes or mufflers. Use 2 per muffler. Clamps not included. See page 35 for proper RB style clamps.

PLAIN PART NO.

H-10

H-10C

H-17



MUFFLERS HANGERS

PART NO.	STYLE	FITS BODY DIA.
RMH-7834	B	7" - 8-3/4"
RMH-6	A	6"
RMH-7	A	7"
RMH-8	A	8"
RMH-85	A	8-1/2"
RMH-9	A	9"
RMH-10	A	10"
OMH-8511	A	8-1/4" X 11-1/2"
OMH-1015	A	10" X 15"
RMH-11	C	11"
RMH-12	A	12"



STYLE A



STYLE B




STYLE C

MUFFLERS HANGERS


PART NO.	FITS BODY DIA.
QPM-8H	8"



FREIGHTLINER HANGERS



H-FLM2
MUFFLER HANGER
2004 & NEWER
OE# A04-20919-000



RS-FRL1
RUBBER MOUNT
2004 & NEWER
OE# 04-19919

H-IHP1
RUBBER MOUNT
2005 & NEWER
INTERNATIONAL



H-FLP1



H-FLP3



H-FLP4



H-FLP5

BRACKETS

Brackets, continued

CHEVROLET/GMC OVERAXLE HANGER ASSEMBLY



H-BBP2
FRAME BRACKET



H-BBP1
U-SHAPED HANGER

FORD MUFFLER HANGERS




H-FTM2
FITS ALL DIESEL MUFFLERS 1983 - UP
14" ROUND

INTERNATIONAL BRACKETS (extra heavy duty reinforced)



H-IHP6
OVERAXLE BRACKET
(NOT INCLUDED IN COMPLETE SET)



H-IHP7
COMPLETE SET
(TAILPIPE BRACKET, BUSHING, SLEEVE)



H-IHP3



H-IHP4 (3")
H-IHP5 (4")
PIPE HANGERS




H-IHM6 (7.3L)
MUFFLER HANGERS
(1986 - UP)



H-IHM1 (96 - UP)
T44E ENG. (FORWARD)
REAR MUFFLER HANGER



H-IHM2 (96 - UP)
T44E ENG. (FORWARD)
FRONT MUFFLER HANGER
(BIG HOLE)



H-IHM4




H-IHM6A



H-IHP7
AMTRAN T444E/DT466
REAR ENGINE



H-USE1



H-USE2

LENGTH	IHC P/N	STRAP LOCATION
4-1/2	1660539C91	TOP ROW OF HOLES
5	1660549C91	BOTTOM ROW OF HOLES

PART NO.	INTERNATIONAL NO.
H-USE1	482173C1
H-USE2	1675835C1

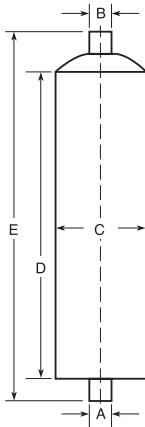
MUFFLERS, CONVERTERS, & SHIELDS

**GRAND
ROCK**

MUFFLERS, CONVERTERS, & SHIELDS

Muffler Types

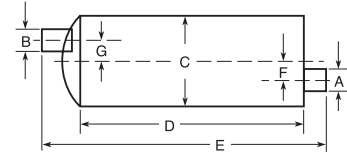
Note: Mufflers available in Stainless Steel, Call for details



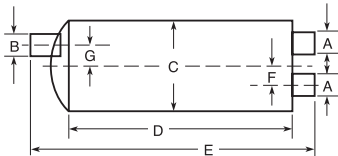
Type 1



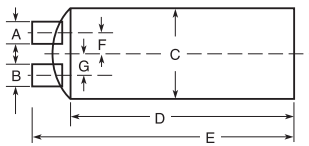
Type 1A



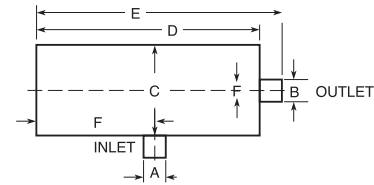
Type 2



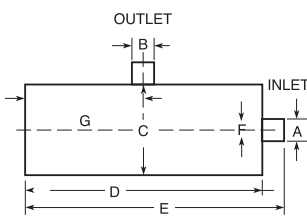
Type 2A



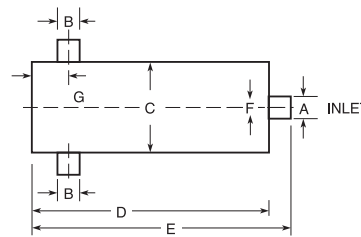
Type 3



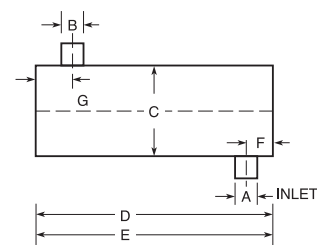
Type 4



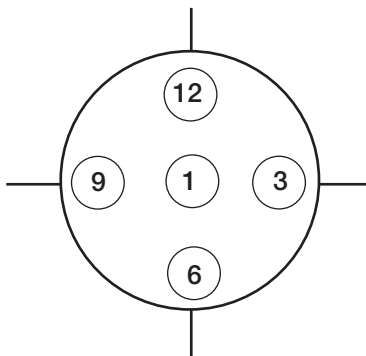
Type 6



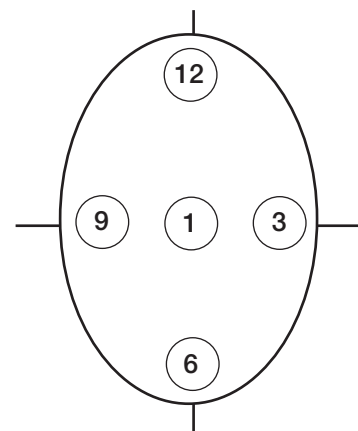
Type 7



Type 9



NOTE: All clock positions viewed from inlet end of muffler.



MUFFLERS, CONVERTERS, & SHIELDS

TYPE 1 - RESONATORS

Type	Part No.	A Inlet Dia. I.D.	B Outlet Dia I.D.	C Body Dia.	D Body Length	E Overall Length	F Inlet Offset/ Clock Position	G Outlet Offset/ Clock Position	Fits
1	M-556	3"	3"	9"	11.5"	16"	-	-	-
1	M-150	3.5"	3.5"	9"	14"	19.75"	-	-	-
1	M-144	4"	4"	9"	10"	16.5"	-	-	-
1	M-062	5"	5"	11"	55"	61.5"	-	-	Peterbilt 07 Newer
1	M-145	5"	5"	9"	10"	16.5"	-	-	-

TYPE 1A - Internal Mufflers

Type	Part No.	A Inlet Dia. I.D.	B Outlet Dia I.D.	C Body Dia.	D Body Length	E Overall Length	F Inlet Offset/ Clock Position	G Outlet Offset/ Clock Position	Fits
1A	IM-418	4"	4"	4"		18"	-	-	Inside a Stack or Pipe
1A	IM-518	5"	5"	5"		18"	-	-	Inside a Stack or Pipe
1A	IM-560	5"	5"	5"		60"	-	-	Inside a Stack or Pipe
1A	IM-572	5"	5"	5"		72"	-	-	Inside a Stack or Pipe
1A	IM-672	6"	6"	6"		72"	-	-	Inside a Stack or Pipe
1A	IM-772	7"	7"	7"		72"	-	-	Inside a Stack or Pipe

TYPE 1 - END IN / END OUT CENTERED

Type	Part No.	A Inlet Dia. I.D.	B Outlet Dia I.D.	C Body Dia.	D Body Length	E Overall Length	F Inlet Offset/ Clock Position	G Outlet Offset/ Clock Position	Fits
1	M-187	3"	3"	6.1"	21"	30"	-	-	-
1	M-878	3"	4"	11"	36"	41.75"	-	-	Freightliner SB
1	M-110	3.5"	4"	8.5"	29.5"	36"	-	-	Thomas SB
1	M-188	3.5"	3.5"	7.1"	30"	38"	-	-	-
1	D5M	4"	5"	8"	15"	21"	-	-	Powerflow
1	M-079	4"	4"	10"	36"	43"	-	-	Bluebird SB
1	M-087	4"	4"	11"	36"	43"	-	-	Freightliner SB
1	M-127	4"	4"	8.5"	34.5"	41"	-	-	Mack R Model
1	M-130-4	4"	5"	10"	44.5"	51"	-	-	-
1	M-131	4"	4"	9"	44.5"	51"	-	-	-
1	M-444	4"	4"	10"	44.5"	51"	-	-	-
1	M-514	4"	5"	9"	44.5"	51"	-	-	Mack /Navistar/ Bluebird
1	M-630	4"	4"	6"	24"	30"	-	-	-
1	M-824	4"	4"	8"	15"	21.5"	-	-	Powerflow
1	QPM-639-4	4"	5"	8"	29"	36"	-	-	Fuel Saver
1	QPM-639-5	4"	5"	6"	29"	35"	-	-	Fuel Saver

MUFFLERS, CONVERTERS, & SHIELDS

TYPE 1 - END IN / END OUT CENTERED, continued

Type	Part No.	A Inlet Dia. I.D.	B Outlet Dia I.D.	C Body Dia.	D Body Length	E Overall Length	F Inlet Offset/ Clock Position	G Outlet Offset/ Clock Position	Fits
1	HF-1051	5"	5"	10"	44.5"	51"	-	-	Fuel Saver
1	M-062	5"	5"	11"	55"	61.5"	-	-	Peterbilt 387 06 & Older Muffler
1	M-0824	5"	5"	11"	55"	61.5"	-	-	Peterbilt 387 07& Newer Resonator
1	M-102	5"	5"	9"	44.5"	51"	-	-	Better Quality
1	M-130	5"	5"	10"	44.5"	51"	-	-	Better Quality
1	M-132	5"	5"	9"	44.5"	51"	-	-	Economy
1	M-136	5"	5"	10"	36"	41.6"	-	-	Great for Dump Trucks
1	M-1774	5"	5"	8"	55"	61"	-	-	Freightliner
1	M-196	5"	5"	10"	44.5"	51"	-	-	Cummins Electronic
1	M-465	5"	5"	10.1"	44.5"	51"	-	-	Economy
1	M-533	5"	5"OD	9"	25"	33"	-	-	Pete 379 Standard Hood
1	M-533-0	5"	5"OD	9"	25"	33"	-	-	Less Restrictive for High HP Engines
1	M-557	5"	5"OD	9"	34"	40.5"	-	-	Pete 379 Extended Hood
1	M-557-0	5"	5"OD	9"	34"	40.5"	-	-	Less Restrictive for High HP Engines
1	M-560	5"	5"	10"	60"	66"	-	-	-
1	M-595	5"	5"	9"	20"	26.5"	-	-	-
1	M-656	5"	6"	10"	44.5"	51"	-	-	-
1	QPM-851	5"	5"	8"	40"	51"	-	-	Fuel Saver
1	M-1236	5"	5"	12"	36"	41"	-	-	-
1	M-1436	5"	5"	14"	36"	41"	-	-	-
1	M-651	6"	6"	10"	44.5"	51"	-	-	-
1	M-844	8"	8"	10"	44.5"	51"	-	-	-

MUFFLERS, CONVERTERS, & SHIELDS

TYPE 2 - END IN / END OUT OFFSET ENDS

Type	Part No.	A Inlet Dia. I.D.	B Outlet Dia I.D.	C Body Dia.	D Body Length	E Overall Length	F Inlet Offset/ Clock Position	G Outlet Offset/ Clock Position	Fits
2	M-518	2.5"	2.5"	6"	26"	33"	1.5"/12	3.6"/6	
2	M-624	2.75"	3"	8.5"	30.25"	36.25"	3"/12	2.75"/6	Chevrolet/GMC SB
2	M-070	3"	4"	11"	36.25"	42"	3"/6	4"/12	Freightliner SB
2	M-1136	3"	4"	11"	36"	42"	2.5"/12	2.5"/6	-
2	M-139	3"	3"	8.5"	31.2"	36.2"	2"/12	2"/6	-
2	M-106	3.5"	3.5"	8.25" x 11.5"	26"	32"	3"/12	3"/6	-
2	M-512	3.5"	4"	8.25" x 11.5"	27"	33"	2.5"/12	2.5"/6	IH
2	M-536	3.5"	4"	8.25" x 11.5"	32"	36.5"	2.5"/12	2.5"/6	International SB
2	M-879	3.5"	4"	11"	36"	42"	3"/0	0/12	Freightliner SB
2	M-125	4"	4"	10" X 15"	34"	40.5"	4.25"/6	4.25"/12	Thomas SB
2	M-153	4"	4"	8.25" x 11.5"	27"	33"	2.5"/12	2.5"/6	-
2	M-502	4"	4"	11"	36"	41.2"	2.5"/12	2.5"/6	Freightliner/Ford SB
2	M-529	4"	4"	11"	36"	42.2"	2.5"/12	2.5"/6	Ford SB
2	M-529-CI	4"	4"	11"	36"	42.2"	0	2.5"/6	Centered Inlet
2	M-753	4"	5"	10.5" X 15.3"	44"	50.5"	3.1"/6	3.1"/12	-
2	M-117	5"	5"	10" x 15"	36"	42"	4"/12	4"/6	-
2	M-147	5"	5"	10" X 15"	27"	33"	3.3"/12	3.3"/6	Thomas SB
2	M-4025	5"	5"	11"	36"	41"	2.5"/12	2.5"/6	Ford
2	M-180	6"	6"	10" x 15"	32"	42.5"	3.6"/12	3.6"/6	-

TYPE 2A - DUAL END IN / SINGLE END OUT

Type	Part No.	A Inlet Dia. I.D.	B Outlet Dia I.D.	C Body Dia.	D Body Length	E Overall Length	F Inlet Offset/ Clock Position	G Outlet Offset/ Clock Position	Fits
2A	M-722	2.5"-2.5" FLARE	3"OD	8.7"	30"	39"	1.75"/1:30/10:30	2"/6	Bluebird/GMC SB
2A	M-185	2.75"-2.75"	4"	8.25" x 11.5"	27"	32.75"	4"/12-4"/6	2.5"/6	International SB

MUFFLERS, CONVERTERS, & SHIELDS

TYPE 3 & 3A - IN AND OUT SAME END

Type	Part No.	A Inlet Dia. I.D.	B Outlet Dia I.D.	C Body Dia.	D Body Length	E Overall Length	F Inlet Offset/ Clock Position	G Outlet Offset/ Clock Position	H Ctr. To Ctr.
3	M-152	3"	4"	10" X 15"	30" 3	34"	-	4"/6	-
3	M-755	3.5"	4" OD	8.25" x 11.5"	32"	38.4"	2.5"/12	2.5"/6	-
3	M-033	4"	5"	11"	30"	33.5"	3"/12	3"/12	5"
3	M-115	4"	4"	10" X 15"	26" 2	29.2"	4"/12	4"/6	-
3	M-124	4"	5"	12" X 15"	30" 3	34"	4"/12	4"/6	-
3	M-116	5"	5"	10" X 15"	36"	40"	4"/12	4"/6	-
3	M-121	5"	5"	10" x 15"	26"	29"	3"/12	3"/6	6"
3	M-121L	5"	5"	10" x 15"	44"	48"	3"/12	3"/6	6"
3	M-121L6	5"	6"	10" x 15"	44"	48"	3"/12	3"/6	6"
3	M-899	5"	5"	12" X 15"	35"	39"	-	-	-
3A	M-922	5"	5"	9"	22"	25"	-	-	7.5"
3A	M-922-6	6"	6"	9"	22"	25"	-	-	7.5"

TYPE 4 - SIDE IN / END OUT

Type	Part No.	A Inlet Dia. I.D.	B Outlet Dia I.D.	C Body Dia.	D Body Length	E Overall Length	F Inlet Offset/ Clock Position	G Outlet Offset/ Clock Position	Fits
4	M-034	3"	4"	11"	36"	40"	4.5"/3	2.5"/12	Bluebird/GMC SB
4	M-149	4"	3.8"OD	10" x 15"	16"	20.1"	3.1"/12	4.4"/12	Mack DM
4	M-542	4"	5"	10" X 15"	21"	25"	3.1"/12	4.4"/12	-
4	M-625	4"	4"	11"	42"	45"	4"/12	0/0	Bluebird SB
4	M-626	4"	4"	11"	33.5"	36.5"	4"/12	0/0	Thomas SB
4	M-724	4"	4"	11"	36"	39"	4.3"/9	2.5"/12	-
4	M-751	4"	5"	10" x 15"	27"	30"	22.4"/5:30	3.6"/12	DOT / IH
4	M-771	4"	5"	9"	44.5"	48"	3.8"/6	0"/0	-
4	M-130SD	5"	5"	10"	44.5"	48.25"	-	-	-
4	M-526	5"	5"	10"	44.5"	48.25"	5.5"/6	-	GMC Brigadier & Astro
4	M-757	5"	5"	12.3" X 15.2"	27"	30"	22.4"/5:30	3.6"/11	DOT / IH

MUFFLERS, CONVERTERS, & SHIELDS

TYPE 6 - END IN /SIDE OUT

Type	Part No.	A Inlet Dia. I.D.	B Outlet Dia I.D.	C Body Dia.	D Body Length	E Overall Length	F Inlet Offset/ Clock Position	G Outlet Offset/ Clock Position	Fits
6	M-537	3.5"	4"	8.25" x 11.5"	32"	35"	2.5"/6	20"/3:30	IH DT 466 Horizontal Outlet
6	M-545	3.5"	4" OD	8.25" x 11.5"	32"	34.9"	2.5"/12	20.2"/3:30	DOT / IH
6	M-548	3.5"	4"	8.25" x 11.5"	32"	34.9"	2.5"/12	24.7"/3:30	DOT / IH
6	M-527C1	3.5"	4" OD	8.25" x 11.5"	32"	35.5"	2.5"/6	3.5"/9:00	DOT / IH
6	M-777	3.5"	4" OD	8.25" x 11.5"	32"	34.9"	2.5"/12	24.7"/3:30	DOT / IH
6	M-530	4"	4"	11.1"	36"	39"	1.5"/6	28.5"/12	Ford
6	M-503	5"	5"	10" x 15"	36"	39"	4.0"/12	28.5"/6	Ford
6	M-648	5"	5"	11"	48"	51"	4.0"/6	40.5"/12	-
6	M-672	5"	5"	11"	36"	39"	2.7"/6	28.5"/12	Ford
6	M-010	5" OD	5" OD	12"	36"	39"	-	-	-
6	M-158A	5"	5"	13"	42"	45"	-	28.5"/12	04-22804-000

TYPE 7 - END IN / DUAL SIDE OUT

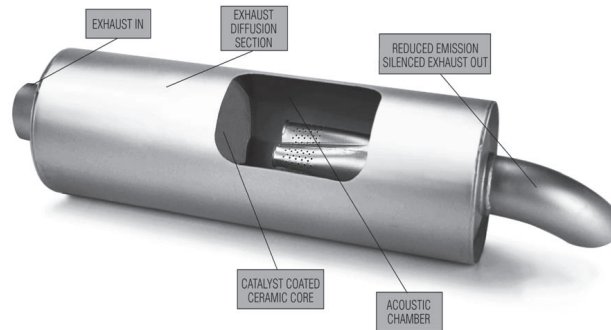
Type	Part No.	A Inlet Dia. I.D.	B Outlet Dia I.D.	C Body Dia.	D Body Length	E Overall Length	F Inlet Offset/ Clock Position	G Outlet Offset/ Clock Position	Fits
7	M-599	5"	5"/5"	9"	30"	34"	CTR	22.5"/12&6	-
7	M-0185	5"	5"/5"	8" X 20"	29"	32"	CTR	23"/9&3	Freightliner Columbia

TYPE 8 - DUAL IN / SINGLE OUT FLANGED

Type	Part No.	A Inlet Dia. I.D.	B Outlet Dia I.D.	C Body Dia.	D Body Length	E Overall Length	F Inlet Offset/ Clock Position	G Outlet Offset/ Clock Position	Fits
8	M-622	2/2.5"	FLANGE	8.5"	29.5"	37.5"	2.5"/12	2.5"/3-3	Bluebird/GMC SB

MUFFLERS, CONVERTERS, & SHIELDS

Catalytic Converter Mufflers



Certified to Meet EPA Requirements

GrandRock converter mufflers are engineered to enable mid-range engines to meet emission requirements of the EPA's Diesel Emissions Standards. The catalytic core within the muffler reduces gaseous hydrocarbons, carbon monoxide, and particulates, while at the same time reducing exhaust noise to 67-72 dBA at 50 feet per the EPA drive-by noise test (levels will vary depending on system configuration).

- Same package size as equivalent mufflers
- Only 10 to 15 pounds heavier than equivalent mufflers
- 409 Stainless steel
- Internal design for even exhaust flow distribution


PART NO.	STYLE	INLET ID	OUTLET ID	INLET POSITION	OUTLET POSITION	INLET OFFSET	OUTLET OFFSET	CROSS SECTION	SHELL LENGTH	OVERALL LENGTH
M-395CT	1	4"	4"	0	0	0	0	10"	43"	50.5"
Style/Type Description - CENTER TO CENTER										
Application/Description - 1988 & Newer Bluebird School Bus with 5.9L B Series Cummins Engine										
M-355CT	1	4"	4"	0	0	0	0	11"	36"	41"
Style/Type Description - CENTER TO CENTER										
Application/Description - 1995 & Newer Ford School Bus with 5.9L B Series Cummins Engine 1994 & Newer GMC School Bus with 3116 & 3126 Caterpillar Engine										
M-580CT	2	3.5"	4"	6	12	2.75"	2.75"	8.25" x 11.5"	29.5"	36.5"
Style/Type Description - OFFSET TO OFFSET										
Application/Description - 2005 & Newer CE International with DT466 Engine										
M-675CT	1	3"	4"	0	0	0	0	8"	28"	34"
Style/Type Description - CENTER TO CENTER										
Application/Description - 1998 & Newer Freightliner School Bus with 5.9L B Series Cummins Engine										
M-213CT	1	4"	4"	0	0	0	0	10"	43"	50.5"
Style/Type Description - CENTER TO CENTER										
Application/Description - 2001 & Newer Bluebird School Bus with Caterpillar C-7 3126 Engine										
M-578CT	2	3.5"	4"	6	12	2.75"	2.75"	8.25" x 11"	29.5"	36.5"
Style/Type Description - OFFSET TO OFFSET										
Application/Description - 1989 & Newer International School Bus with DT360										
M-647CT	2	4"	4"	12	6	2.5"	2.5"	11"	32"	38"
Style/Type Description - OFFSET TO OFFSET										
Application/Description - 1992 & Newer Ford School Bus with Cummins C Series Engine, International School Bus with 3126 Caterpillar Engine										
M-657CT	4	4"	4"	12	0	4"	0	11"	42"	45"
Style/Type Description - OFFSET TO OFFSET										
Application/Description - 1994 & Newer Bluebird & Thomas School Bus with Caterpillar 3116 Engine										
M-581CT	2	4"	4"	12	6	2.5"	2.5"	11"	36"	44"
Style/Type Description - OFFSET TO OFFSET										
Application/Description - 1996 & Newer Ford School Bus with 3116 Caterpillar Engine & Cummins B Series Engine, International School Bus with 3116 Caterpillar Engine										
M-582CT	4A	3.5"	4"	12/90° elbow	3	2.5"	2.75"	8.25" x 11"	32"	38"
Style/Type Description - SIDE INLET, END OUTLET										
Application/Description - 2004 & Newer International School Bus with VT365 Rear Engine										

Mufflers

Chrome Mufflers

- Same length as standard muffler.
- Smooth, seamless construction
- Internal core is louvered for noise reduction
- Not very quiet

CHROME PART#	INLET DIAMETER	OUTLET DIAMETER
CM-55C	5"	5"
CM-56C	5"	6"
CM-66C	6"	6"

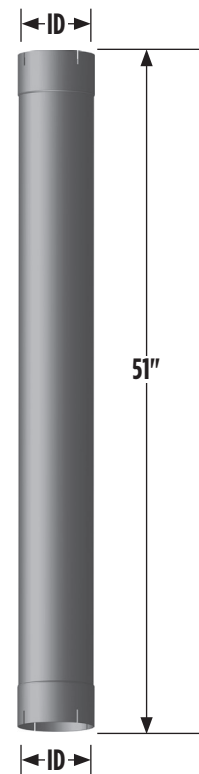


Muffler Eliminators

Muffler Eliminators

- Fits in place of standard mufflers

PART#	DIAMETER	LENGTH	FINISH
S5-51EXEXA	5"	51"	Aluminized
S5-51EXEXC	5"	51"	Chrome



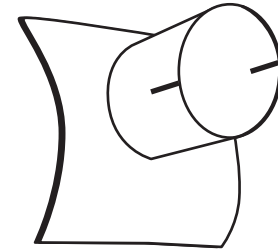
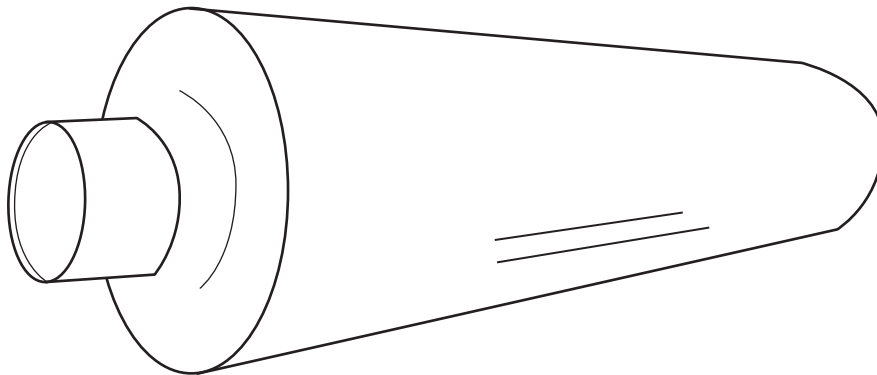
MUFFLERS, CONVERTERS, & SHIELDS

Grand Rock Universal End-In, Side-Out Muffler

***Muffler Also Accommodates Side-In, End Out!
YOU Decide Where to Put the Outlet!***

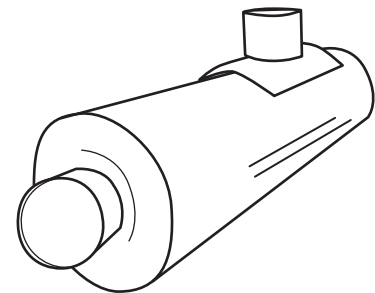
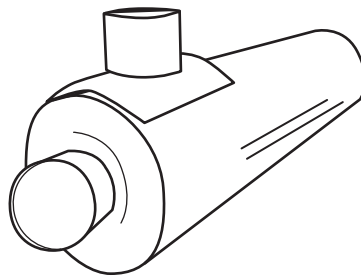
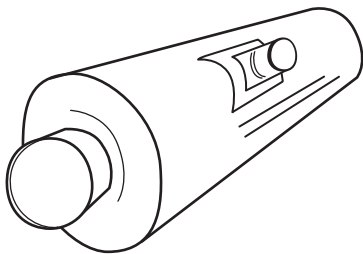
- Saves on Muffler Inventory Costs
- 4" Version for use on motors up to 10 Litre
- 5" Version: 11 Litre & Larger
- No more scrambling to find the right style

Universal Body



**OUTLET PATCH - 3.5", 4", or 5"
(8" x 8" - 14 ga., Sold Separately)**

SPECS: 10" or 11" Round x 36" Long Body - 16-gauge Aluminized Construction (27 lbs.)



**Place the outlet anywhere you need - just cut a hole in the body & weld the patch
(*Note: USE AN OD PATCH IF YOU ARE ATTACHING FLEX TO OUTLET)**

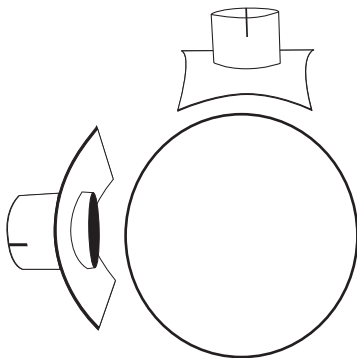
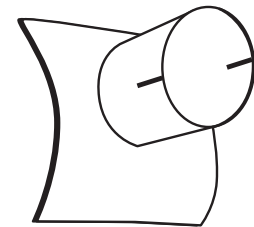
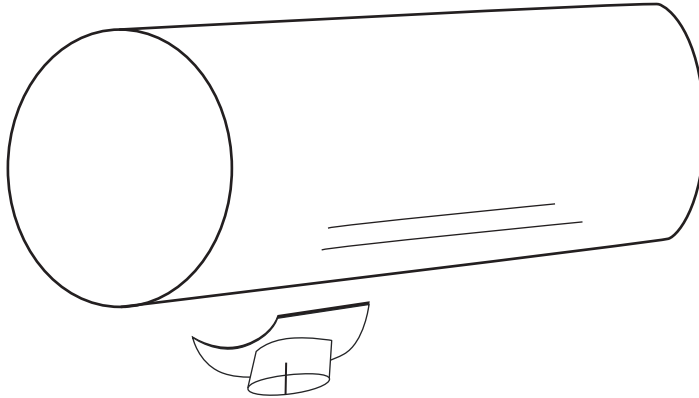
10" MUFFLER PART NO.	11" MUFFLER PART NO.	INLET DIA.	PATCH OUTLET PART NO.	OUTLET DIA.
ESM-3536	ESM-3536-11	3.5" ID	ESP-35	3.5" ID
ESM-35360D	ESM-3536-110D	3.5" OD	ESP-350D	3.5" OD
ESM-436	ESM-436-11	4" ID	ESP-4	4" ID
ESM-4360D	ESM-4360D-11	4" OD	ESP-40D	4" OD
ESM-536	ESM-536-11	5" ID	ESP-5	5" ID
ESM-5360D	ESM-5360D-11	5" OD	ESP-50D	5" OD

MUFFLERS, CONVERTERS, & SHIELDS

Universal Muffler

Side inlet, side outlet universal muffler.

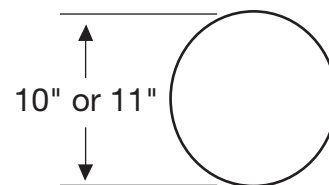
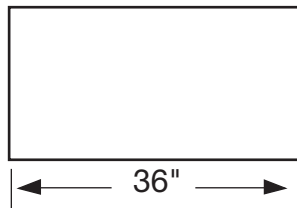
Both ends capped, use ESP Patch's for your choice of inlet & outlet.



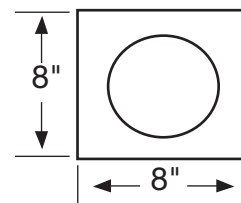
Single In, Single Out, Dual In, Single Out, combinations are endless.

Stock 1 muffler body and a few patches, replacing **hundreds** of part numbers.

MUFFLER BODY PART NO.	DIA.
EKM-1036	10"
EKM-1136	11"

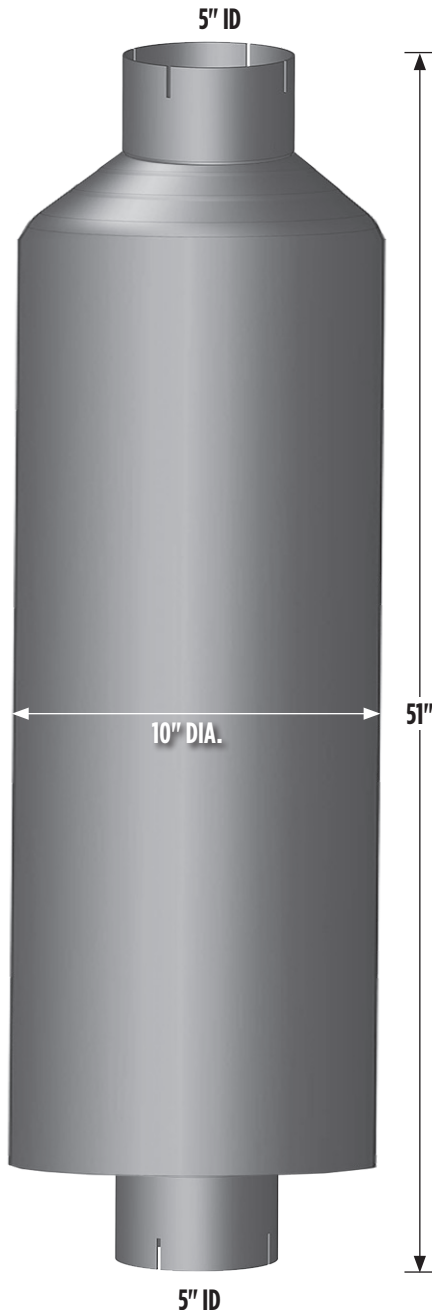


PATCH-OUTLET PART NO.	OUTLET DIAMETER
ESP-35	3.5" ID
ESP-350D	3.5" OD
ESP-4	4" ID
ESP-40D	4" OD
ESP-5	5" ID
ESP-50D	5" OD



MUFFLERS, CONVERTERS, & SHIELDS

HF-1051 (High Flow) Stock Replacement Muffler



- Standard 5" In/Out, 10" x 44.5" body, 51" OAL.
- 3% minimum gain in MPG Guaranteed.
- 30 Day Money Back Guarantee
- Bolt In Design for Easy Installation
- Heavy Gauge, 100% Welded Construction
- No Turbo Lag, Faster Acceleration
- Replaces Stock 10" Diameter Mufflers
- HIGHEST CFM Flow of ANY Muffler
- Quiet as a Stock 10" Diameter Muffler*
- Meets Federal and California Sound Levels
- Works on All Engines (ISX, 3406E, 14L Series 60, Etc.)


* Driving and Acceleration only, NOT engine braking.

Use less fuel and improve your company's bottom line

QP (Quiet Performance) Internal Mufflers

(For Dual Exhaust Only!)

(muffler only, stack ordered separately)



The most efficient integral sound reduction system for 5", 6" or 7" DUAL (non-reduced) straight stacks

- Quiet as Stock Mufflers*
- Meets Federal and California Sound Levels
- 6.2% Fuel Mileage Increase (avg.)
- 3% HORSEPOWER Gain
- No Turbo Lag, Faster Acceleration
- Easy Installation
- Fits Inside 5", 6" or 7" Stacks **(dual only)**
- Straight Stack Look WITHOUT the Noise!

* Driving and Acceleration only, NOT engine braking.

For Dual Exhaust Only!

MUFFLERS, CONVERTERS, & SHIELDS

QP Sound Data

TOTAL VEHICLE TRUCK NOISE REGULATIONS

US DOT Federal Motor Carrier Safety Administration Article #325.7	US EPA Article #205.52	California Dept. of Motor Vehicles Code #27204 Sect. #1 Jan. 2000
83dBA	1979-1987 1988+	83 dBA 80 dBA
		1981-1987 1988+ 83 dBA 80 dBA

**US EPA Article #205.58(C) states that mufflers can be changed as long as there is no increase in noise.
California Article #27150 and #27151VC states that exhaust can be modified as long as it doesn't increase or amplify the sound.*

QP Application

FOR MAXIMUM PERFORMANCE WE RECOMMEND THE FOLLOWING MINIMUM SIZES OF QP'S FOR YOUR APPLICATION.

ENGINE SIZE IN LITRE	ENGINE SIZE IN CUBIC INCH	HORSEPOWER RANGE	RECOMMENDED MINIMUM SIZE QP PART#
5.9L	360	ANY	QP-5LC*
7.3L	445	ANY	QP-5LC*
8.3L	506	ANY	QP-6LC
10L	610	ANY	QP-5LC
11L	672	ANY	QP-5LC
11.1L	678	ANY	QP-5LC
12.7L	745	350+	QP-6LC
13L	794	350+	QP-6LC
14L	855	ANY	QP-6LC
14.6L	892	UP TO 350	QP-6LC
14.6L	892	350+	QP-6LC
14.7L	898	UP TO 350	QP-6LC
14.7L	898	350+	QP-6LC
15L	916	UP TO 400	QP-6LC
15L	916	400+	QP-7LC
16L	977	UP TO 400	QP-7LC
16L	977	400+	QP-7LC

**A single QP can be used for these smaller engines.
To determine Litre Size, take your cubic inch ÷ 61.07 = Litre Size (855ci ÷ 61.07=14Litre)*

For Dual Exhaust Only!

MUFFLERS, CONVERTERS, & SHIELDS

Grab Handles

Bright 300 Series Stainless Steel, Bolts onto Heat Shields

LENGTH	PART #
18"	GH-18S
24"	GH-24S



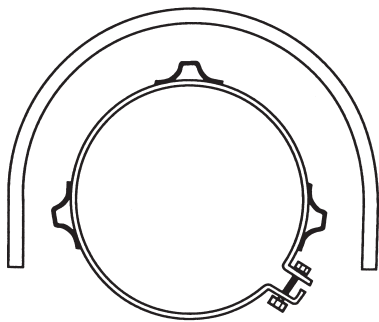
MUFFLERS, CONVERTERS, & SHIELDS

Mounting Brackets

180°, 270° & Aerodynamic Heat Shield Mounting Brackets

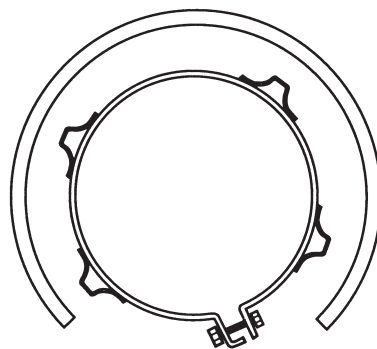
TO FIT DEGREE OF HEAT SHIELD	TO FIT DIA.	ZINC PLATED PART #	CHROME PLATED PART #
180°	4"	-	PG-4CBRKT
180°	5"	-	PG-5CBRKT
180°	6"	-	PG-6CBRKT
180°	7"	-	PG-7CBRKT
180°	8"	MG-8ZBRKT	-
180°	8.5"	MG-85ZBRKT	-
180°	9"	MG-9ZBRKT	-
180°	10"	MG-10ZBRKT	-
270°	9"	MG-9270BRKT	-
270°	10"	MG-10270BRKT	-
Aero	5"	AHS-5BRKT	-
Aero	6"	AHS-6BRKT	-
Aero	7"	AHS-7BRKT	-
Aero	10"	AHS-10BRKT	-

180°
3 Standoffs



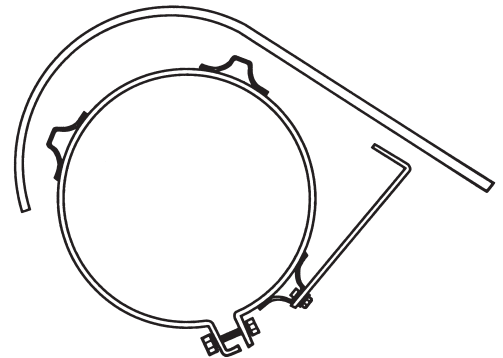
Top View

270°
4 Standoffs



Top View

Aerodynamic
3 standoffs & L Brackets



Top View

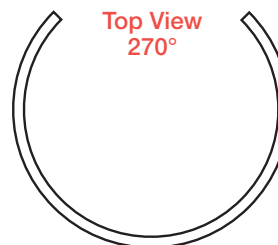
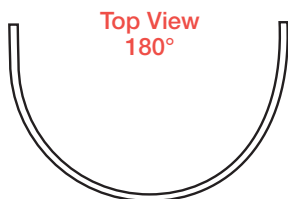
MUFFLERS, CONVERTERS, & SHIELDS

Heat Shields

**2 PC. MOUNTING BRACKETS
ARE INCLUDED WITH SHIELD KIT**

STAINLESS STEEL PART NUMBER BRIGHT FINISH

DEGREE OF WRAP AROUND	LENGTH	TO FIT DIA.	ALUMINIZED PART NUMBER ROUND HOLE	NO HOLE PART NO.	ROUND HOLE PART NO.	VERTICLE SLOT PART NO.
180°	30"	4"	-	PG-430NS	-	PG-430VS
180°	30"	5"	-	PG-530NS	-	PG-530VS
180°	30"	6"	-	PG-630NS	-	PG-630VS
180°	30"	7"	-	PG-730NS	-	PG- 730VS
180°	42"	9"	MG-942RA	-	-	-
180°	42"	10"	MG-1042RA	-	-	-
180°	48"	4"	PG-448RA	PG-448NS	PG-448RS	PG-448VS
180°	48"	5"	PG-548RA	PG-548NS	PG-548RS	PG-548VS
180°	48"	6"	PG-648RA	PG-648NS	PG-648RS	PG-648VS
180°	48"	7"	PG-748RA	PG-748NS	PG-748RS	PG-748VS
180°	48"	8"	MG-848RA	MG-848NS	MG-848RS	MG-848VS
180°	48"	8.5"	MG-8548RA	MG-8548NS	MG-8548RS	MG-8548VS
180°	48"	9"	MG-948RA	MG-948NS	MG-948RS	MG-948VS
180°	48"	10"	MG-1048RA	MG-1048NS	MG-1048RS	MG-1048VS
270°	48"	9"		MG-9270NS	MG-9270RS	MG-9270VS
270°	48"	10"		MG-10270NS	MG-10270RS	MG-10270VS
270°	60"	10"		MG-1060270NS	MG-1060270RS	MG-1060207VS



No Hole



Round Hole




Vertical Slot



MUFFLERS, CONVERTERS, & SHIELDS

Aerodynamic Heat Shields

2 PC. MOUNTING BRACKETS
ARE INCLUDED WITH SHIELD KIT



No Hole

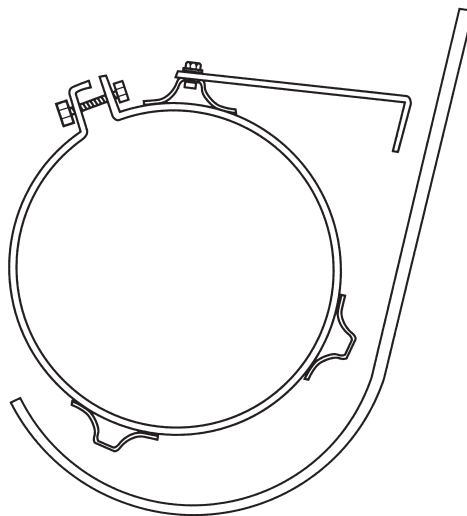


Round Hole

TO FIT DIA.	LENGTH	NO HOLE PART #	ROUND HOLE PART #
5"	60"	AHS-560NS	AHS-560RS
6"	60"	AHS-660NS	AHS-660RS
7"	60"	AHS-760NS	AHS-760RS
10"	60"	AHS-1060NS	AHS-1060RS

Polished stainless steel, 60" long to cover all clamps & mounting brackets

TOP VIEW



MUFFLERS, CONVERTERS, & SHIELDS

Heat Shields

Chrome Plated • Stainless Steel


ULTRA BRIGHT

No Rust, No Dulling or Tarnishing!

**2 PC. MOUNTING BRACKETS
ARE INCLUDED WITH SHIELD KIT**

DEGREE OF WRAP AROUND	LENGTH	TO FIT DIA.	NO HOLE PART #	ROUND HOLE PART #	VERICAL SLOT PART #
180°	48"	4"	PG-448NSCP	PG-448RSCP	PG-448VSCP
180°	48"	5"	PG-548NSCP	PG-548RSCP	PG-548VSCP
180°	48"	6"	PG-648NSCP	PG-648RSCP	PG-648VSCP
180°	48"	7"	PG-748NSCP	PG-748RSCP	PG-748VSCP

Top View
180°



No Hole



Round Hole

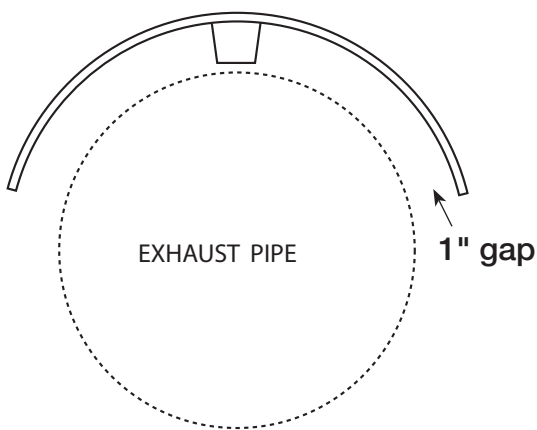
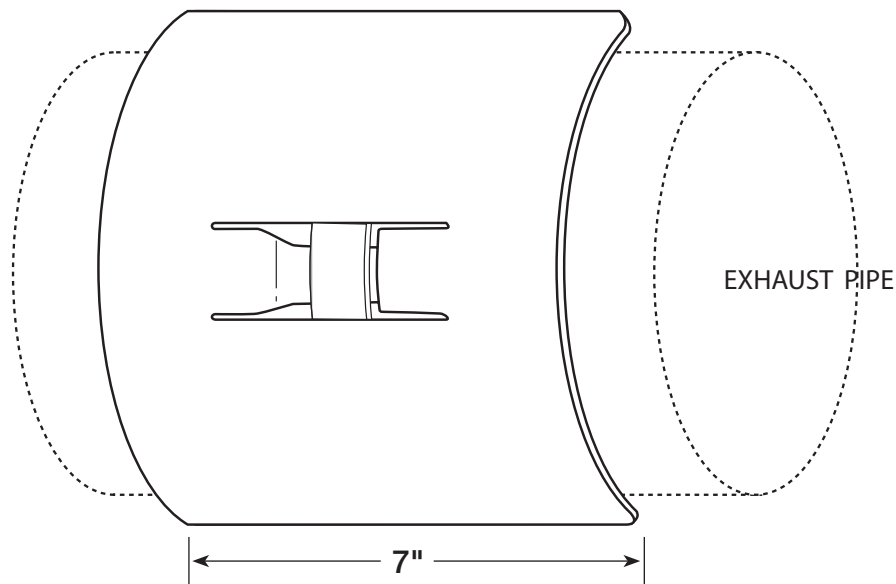


Vertical Slot



Universal Heat Shields

- Heat shield for exhaust pipe
- Protect wires, air, oil or fuel lines from extreme heat
- Universal fit, 3" - 6" diameter pipes
- Held on with strap clamp (included)



QTY.	PART NO.
1	UHS
10	UHS-B (10 pc. Bulk Pack)


AIR INTAKE

**GRAND
ROCK**

Air Intake Rubber Elbows/Accessories


90° Elbow

PART #	SIZE	A	B	C
RE-390	3"	3"	5.25"	5.25"
RE-490	4"	4"	5.75"	5.75"
RE-590	5"	5"	6"	6"
RE-5590	5.5"	5.5"	6.5"	6.5"
RE-690	6"	6"	7"	7"
RE-790	7"	7"	7.65"	7.56"
RE-890	8"	8"	8.6"	8.5"




90° Reducer Elbow

PART #	SIZE	A	B	C
RRE-690-55	6"X5.5"	6"	5.5"	6.75"
RRE-790-55	7"X5.5"	7"	5.5"	6"



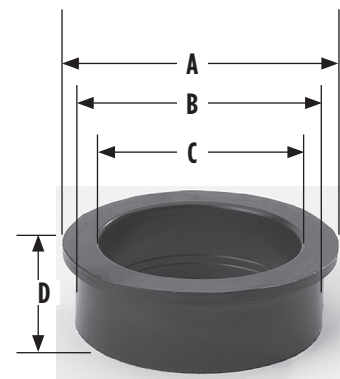
45° Elbow

PART #	SIZE	A	B
RE-345	4"	4"	45
RE-545	5"	5"	45
RE-5545	5.5"	5.5"	45
RE-645	6"	6"	45
RE-745	7"	7"	45
RE-845	8"	8"	45



Reducer Insert


PART #	SIZE	A	B	C	D	E
RI-5-45	5" X 4.5"	5"	4.5"	4"	1.5"	.25"
RI-55-5	5.5" X 5"	5.5"	5"	4.75"	1.5"	.25"



Air Intake Rubber Elbows/Accessories, continued


Reducer Hose

PART #	SIZE	A	B	C	D	E
RHH-5-4	5" X 4"	5.5"	4"	6"	2"	1.88"
RHH-6-4	6" X 4"	6"	4"	6"	2"	2"
RHH-6-5	6" X 5"	6"	5"	6"	2"	1.88"
RHH-6-55	6" X 5.5"	6"	5.5"	6"	2"	2"



Hump Hose

PART #	SIZE	A	B	C
HH-3	3"	5.25"	5.25"	5.25"
HH-4	4"	5.75"	5.75"	5.75"
HH-5	5"	6"	6"	6"
HH-55	5.5"	6.5"	6.5"	6.5"
HH-6	6"	7"	7"	7"



Air T-Bolt Clamp

PART #	SIZE
AT-3	3"
AT-35	3.5"
AT-4	4"
AT-5	5"
AT-55	5.5"
AT-6	6"
AT-7	7"
AT-8	8"



Air Intake Pipe

PART #	SIZE	LENGTH
S4-120ALUM	4"	10'
S5-120ALUM	5"	10'
S55-120ALUM	5.5"	10'
S6-120ALUM	6"	10'
S7-120ALUM	7"	10'
S8-120ALUM	8"	10'



AIR INTAKE






EMISSION SOLUTIONS & FLEX HOSE

**GRAND
ROCK**

Emission Solutions

- Replacement for OE 2007+ bellows type section. All Stainless steel construction. Twist and stretch movement out performs the OE!
- A NEW generation of multiply stainless flex that gives you LEAK FREE performance with torsional movement! Stainless flex out performs bellows.
- Marmon flanges are available for 2.5" thru 5" diameter. Parts can be welded to any part we have for a 100% leak free joint. 2007 + emission exhaust standard.




Bellows & Universal Heat Shields

Bellows

Bellows:

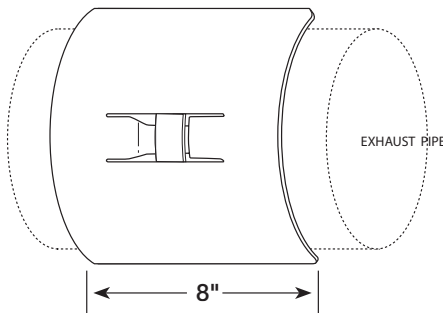
- Single Ply 304 Stainless
- Diameter, length, and part no. can be found in the flex hose section on page 77



Universal Heat Shields

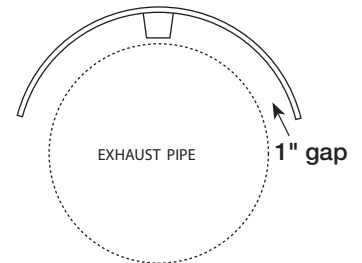
UNIVERSAL HEAT SHIELDS:

- Heat shield for exhaust pipe
- Protect wires, air, oil or fuel lines from extreme heat
- Universal fit, any diameter pipe
- Held on with strap clamp (included)



- Keep wiring, air, and hydraulic lines away from hot exhaust pipes
- Works on 3"- 6" diameter pipes

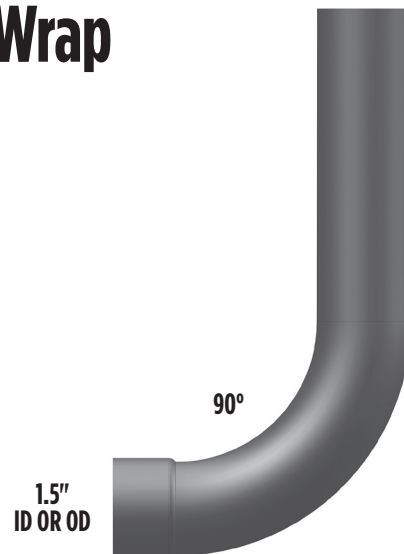
PART#	QTY.
UHS	1 PER BOX
UHS-B	10 PER BOX



APU & Heat Wrap


APU

APU or auxiliary heaters on your truck or bus and need to get the exhaust out? We bend 1.5" diameter for these exhaust pipes. Call or send prints.



Heat Sleeves & Heat Wraps


Either the heat sleeve or the heat wrap will reduce the outside temperature of a bare pipe by 300° F to 400° F



Heat Sleeves

Slips onto 3" to 5" dia. pipe

PART NO.	LENGTH
HS-12	12"
HS-18	18"
HS-24	24"



Heat Wrap

Simple 2" wide roll, easy to install on any pipe

PART NO.	LENGTH
HW-2600	2" X 50' (600") ROLL



Heat Sleeve & Wrap Clamps


Wrap clamps make installation easy!
No tools needed.

PART NO.	LENGTH
HC-18	2 PC OF 18" LONG CLAMP
HC-18B	12 PC OF 18" LONG CLAMP

Replacement for OE 2007+ Bellows Section


Freightliner/Western Star

PART NO.	SIMILAR TO	DIAMETER
FL-27334-018	A04-27334-18 OR A04-26200-018	5"
FL-28522-000	A04-28522-000 OR A04-25022-018	5"
FL-28578-000	04-28578-000 OR A04-25922-018 OR A04-26193-018	4"




International/Navistar

PART NO.	SIMILAR TO	DIAMETER
IH-1755C4	3811775C4	4" & 5"
IH-8113C5	3628113C5	4" & 5"
IH-6294C2	3826294C2	4" & 5"
IH-0024C3	3820024C3	4" & 5"





Paccar/Kenworth/Peterbilt

PART NO.	SIMILAR TO	DIAMETER
KW-6559	M66-6559	2.5"
KW-6541-0320	M66-6541-0320	4"
KW-6541-0335	M66-6541-0335	4"
KW-6541-0405	M66-6541-0405	4"
KW-6542-0320	M66-6542-0320	5"
KW-6542-0335	M66-6542-0335	5"



Volvo/Mack

PART NO.	SIMILAR TO	DIAMETER
VG-1403	21051403	5"
VG-8532	21428532	5"
VG-8534	21428534	4" & 5"



Flex Hose, Marmon Flanges, & Flares

Flex Hose


NEW generation of leak resistant stainless flex that works well on the 2007+ engines. Has both great torsional and length movement. Diameter and length part numbers are on pgs. 78 & 79 in the flex hose section.



TYPE SSS (33% THICKER) 4 PLY
• SPECIAL INTERLOCKED PROFILE •

Marmon Flange & Flares

These are used to join parts together for leakproof and serviceable connections with a VBand Clamp all 304SS.



TUBE DIAMETER	FLARE PART NO.	V BAND CLAMP PART NO.	FLANGE PART NO.
2.5"	39659-L	VB-300C	42315-L
4"	39660-L	VB-475C	41967-L
5"	39392-L	VB-588C	41970-L

Ceramic Lined and/or Coated

CL - Ceramic Lined

We can add ceramic lining to a CHROME pipe. Use our high quality chrome parts on your 2007+ truck.

CC - Ceramic Coated

Coats the exterior of any part for a true Thermal Barrier. Keeps hot temperatures INSIDE the pipe to help with emissions and keeps cab floors, wires, & hoses cool

CL/CC - Ceramic Lined AND Ceramic Coated

Line and Coat pipe for the Ultimate in Thermal Barrier.

Call for Price and Availability, plus more details

Ceramic Coated & Lined Pipes/Chrome Stacks




WHY CERAMIC COATING?

1. Ceramic coating is used by the OE's extensively on 2007 & newer exhaust.
2. Ceramic coating is recommended for parts that are exposed to extreme heat.
3. Ceramic lined is used inside of chrome stacks to reduce the outside temperature of the pipe. Letting you use a chrome pipe on 2007 & newer trucks.
4. Ceramic lined will increase the longevity of the chrome stack.
5. Ceramic coating produces more usable power.
6. Ceramic coating protects parts from thermal fatigue.

DEALERS & DISTRIBUTORS CONTACT US FOR QUOTE & LEAD TIME!

Stainless & Galvanized Boxed Flex Kits



Stainless Kits include .015 Premium-Grade 304 Stainless Flex Precut (single interlocked profile), & two WFC Pre-Formed 304 Stainless Premium -Grade clamps.

Galvanized Kits include .015 Galvanized Flex Precut, & two WFC Pre-Formed Aluminized Premium-Grade clamps.

TYPE 304 STAINLESS KITS:

PART NO.	DIA. / LENGTH
FK-412	4" X 12"
FK-418	4" X 18"
FK-424	4" X 24"
FK-436	4" X 36"
FK-512	5" X 12"
FK-518	5" X 18"
FK-524	5" X 24"
FK-536	5" X 36"


GALVANIZED KITS:

PART NO.	DIA. / LENGTH
FK-412G	4" X 12"
FK-418G	4" X 18"
FK-424G	4" X 24"
FK-436G	4" X 36"
FK-512G	5" X 12"
FK-518G	5" X 18"
FK-524G	5" X 24"
FK-536G	5" X 36"

FLEX HOSE

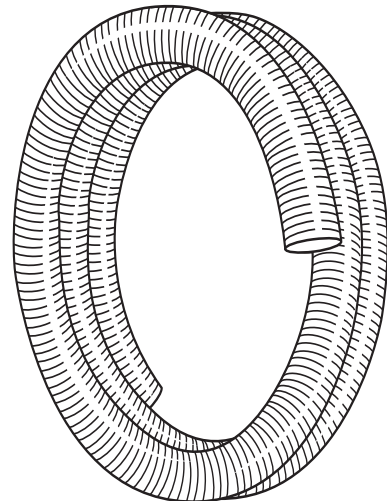
Flex Hose Options

- Premium Triple S Stainless Steel (304 non magnetic) 4 PLY **(BEST)**



- 304 Stainless Conventional Flex (non magnetic) **(BETTER)**


- 409 Stainless Conventional Flex (magnetic) **(GOOD)**



- Galvanized Conventional Flex
 - .018 Thick Strip (magnetic) **(GOOD)**

- Galvanized Conventional Flex
 - .015 Thick Strip (magnetic) **(GOOD)**

- Bellows, Single Ply
 - 304 Stainless (non magnetic) will not twist



4" & 5" Stainless Flex User Guide

GOOD > BETTER > BEST

RATING = GOOD (Type 409 Stainless - Magnetic)

- Better corrosion resistance than Galvanized or Aluminized Flex
- Flexibility = STIFF, can be cut and trimmed

PART NO.	4" DIA/LENGTH	PART NO.	5" DIA/LENGTH
S49-4300	4" X 25' ROLL	S49-5300	5" X 25' ROLL
S49-4120	4" X 10' ROLL	S49-5120	5" X 10' ROLL
S49-412	4" X 12" PRECUT	S49-512	5" X 12" PRECUT
S49-418	4" X 18" PRECUT	S49-518	5" X 18" PRECUT
S49-424	4" X 24" PRECUT	S49-524	5" X 24" PRECUT
S49-436	4" X 36" PRECUT	S49-536	5" X 36" PRECUT



RATING = BETTER (Type 304 Stainless - Non-Magnetic)

- Better quality stainless flex material — WILL NOT RUST OR CORRODE
- Flexibility on 10' & 25' Rolls = STIFF (typical), can be cut and trimmed
- Flexibility on 12" thru 48" Precuts = VERY FLEXIBLE, can be cut and trimmed

PART NO.	4" DIA/LENGTH	PART NO.	5" DIA/LENGTH
SF-4300	4" X 25' ROLL	SF-5300	5" X 25' ROLL
SF-4120	4" X 10' ROLL	SF-5120	5" X 10' ROLL
SF-412	4" X 12" PRECUT	SF-512	5" X 12" PRECUT
SF-418	4" X 18" PRECUT	SF-518	5" X 18" PRECUT
SF-424	4" X 24" PRECUT	SF-524	5" X 24" PRECUT
SF-436	4" X 36" PRECUT	SF-536	5" X 36" PRECUT
SF-448	4" X 48" PRECUT	SF-548	5" X 48" PRECUT



(Conventional Interlocked Profile)




RATING = BEST (OE Type SSS 304 Stainless - Non-Magnetic)

- Best quality stainless flex type — WILL NOT RUST OR CORRODE
- Precuts Only - Featuring EXTENSION GAUGE STRAP & Individually Boxed!
- SUPER FLEXIBLE & Torsional Movement, DO NOT cut or trim

PART NO.	4" DIA/LENGTH	PART NO.	5" DIA/LENGTH
WFF-412	4" X 12" PRECUT	WFF-512	5" X 12" PRECUT
WFF-415	4" X 15" PRECUT	WFF-515	5" X 15" PRECUT
WFF-418	4" X 18" PRECUT	WFF-518	5" X 26" PRECUT
WFF-424	4" X 24" PRECUT	WFF-521	5" X 21" PRECUT
		WFF-524	5" X 24" PRECUT

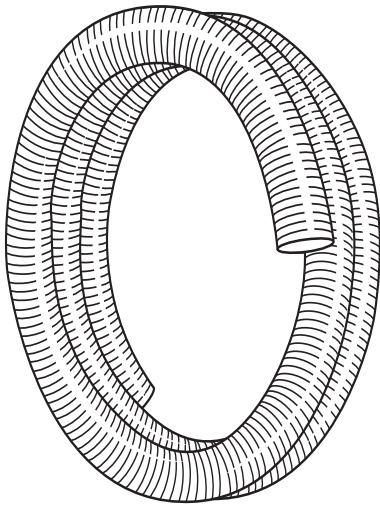


TYPE SSS (33% THICKER)
• SPECIAL INTERLOCKED PROFILE •



Flexible Metal Hose

10' and 25' COILS



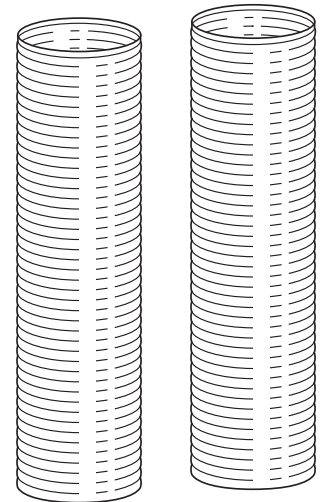
DIA.	STD. DUTY GALVANIZED 25' ROLL	STD. DUTY GALVANIZED 10' ROLL	HEAVY DUTY GALVANIZED 25' ROLL	HEAVY DUTY 304 STAINLESS 10' ROLL	HEAVY DUTY 304 STAINLESS 25' ROLL
1.5"	—	—	—	—	SF-15300
2"	G15-2300	—	—	—	—
2.25"	G15-225300	—	—	—	—
2.5"	G15-25300	G15-25120	—	—	SF-25300
2.75"	G15-275300	—	—	—	SF-275300
3"	G15-3300	G15-3120	—	SF-3120	SF-3300
3.5"	G15-35300	G15-35120	—	SF-35120	SF-35300
4"	G15-4300	G15-4120	G18-4300	SF-4120	SF-4300
5"	G15-5300	G15-5120	G18-5300	SF-5120	SF-5300
6"	—	G15-6120	—	SF-6120	SF-6300
7"	—	—	—	SF-7120	—

PRECUT LENGTHS

DIA.	LENGTH	GALVANIZED	409 STAINLESS	HEAVY DUTY 304 STAINLESS
3"	12"	G15-312	—	SF-312
3"	18"	G15-318	—	SF-318
3"	24"	G15-324	—	SF-324
3"	36"	G15-336	—	SF-336
3.5"	12"	G15-3512	—	—
3.5"	18"	G15-3518	—	SF-3518
3.5"	24"	G15-3524	—	SF-3524
3.5"	36"	G15-3536	—	SF-3536
4"	8"	—	—	SF-408
4"	12"	G15-412	S49-412	SF-412
4"	18"	G15-418	S49-418	SF-418
4"	24"	G15-424	S49-424	SF-424
4"	36"	G15-436	S49-436	SF-436
4"	48"	G15-448	—	SF-448
5"	12"	G15-512	S49-512	SF-512
5"	18"	G15-518	S49-518	SF-518
5"	24"	G15-524	S49-524	SF-524
5"	36"	G15-536	S49-536	SF-536
5"	48"	G15-548	—	SF-548

Various Pre-Cut Lengths:

- Deburred Ends
- Save the Time and Hassle of Cutting
- Easier to Inventory and Handle
- Easier to Display



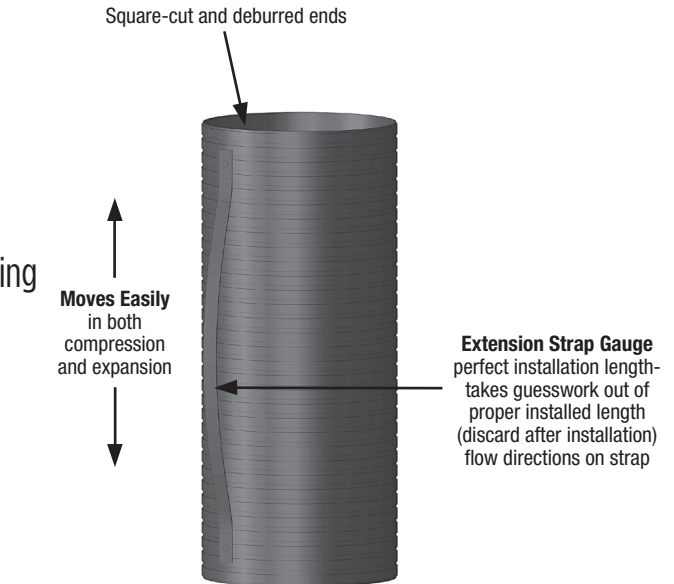
NOTE: All Grand Rock Flex is measured in RELAXED lengths.
 • Compression may occur during handling and transit

Westfalia Triple-S Flex Hose

BEST FLEX HOSE in THE MARKET


- 304 Stainless Steel Construction
- Moves easily in all directions
- Torsional Movement (twists)
- 4-ply construction is virtually leak-free & low emission
- Precut lengths to fit any flex application — eliminates cutting
- Individually boxed with installation instructions
- Longer life than other flex types
- Do not try to cut this product

PART NO.	DIA.	LENGTH
WFF-412	4"	12"
WFF-415	4"	15"
WFF-418	4"	18"
WFF-424	4"	24"
WFF-512	5"	12"
WFF-515	5"	15"
WFF-518	5"	18"
WFF-521	5"	21"
WFF-524	5"	24"



TYPE SSS (33% THICKER) 4-PLY
• SPECIAL INTERLOCKED PROFILE •
 The Conventional Profile!

Universal Stainless Steel Bellows Pipe



- Single Ply 304 Stainless Steel

PART NO.	DIA.	LENGTH
GBS-312	3"	12"
GBS-3512	3.5"	12"
GBS-412	4"	12"
GBS-512	5"	12"

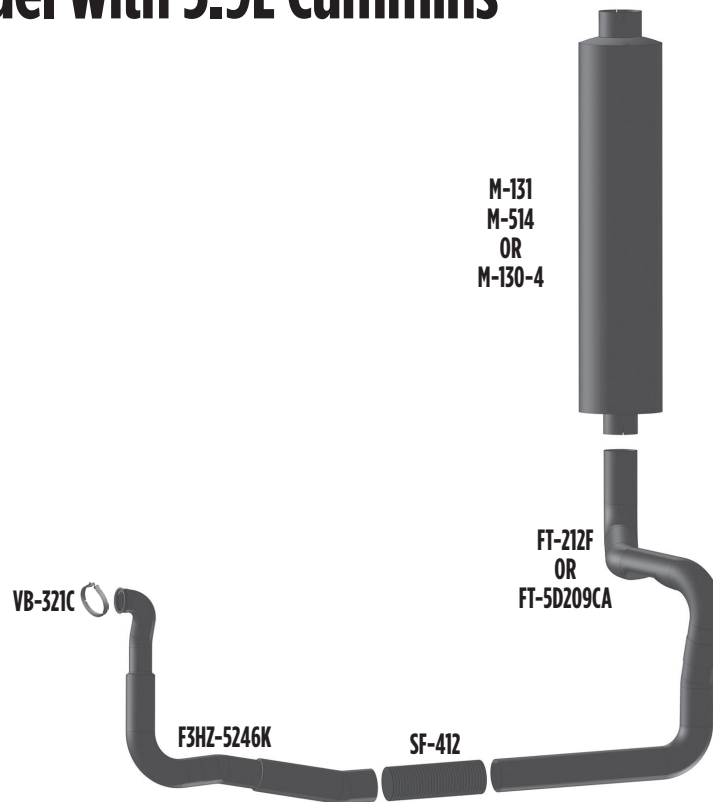
FLEX HOSE



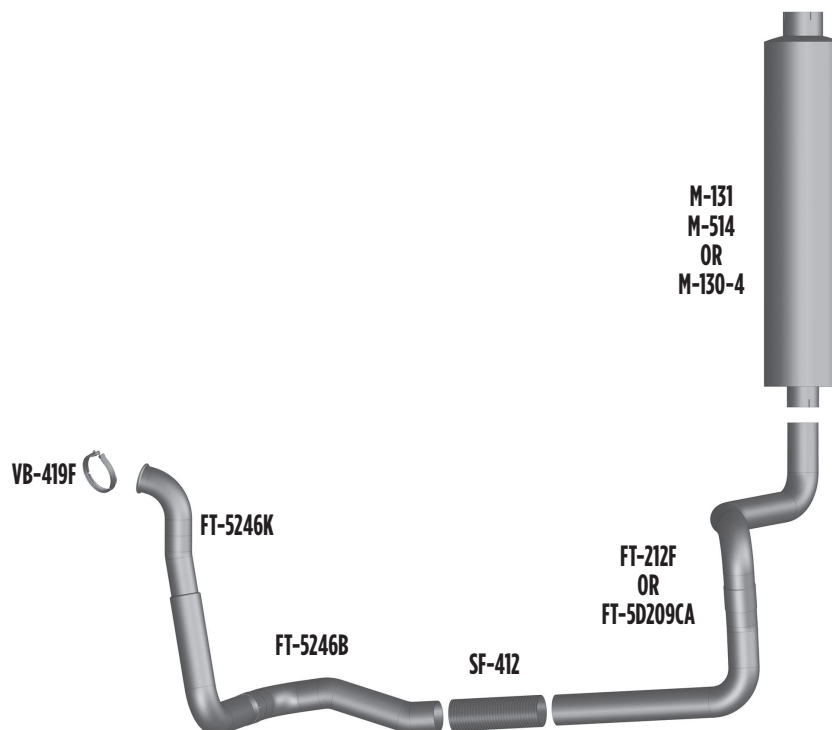
HEAVY DUTY MFG. SPECIFIC SYSTEMS

GRAND
ROCK

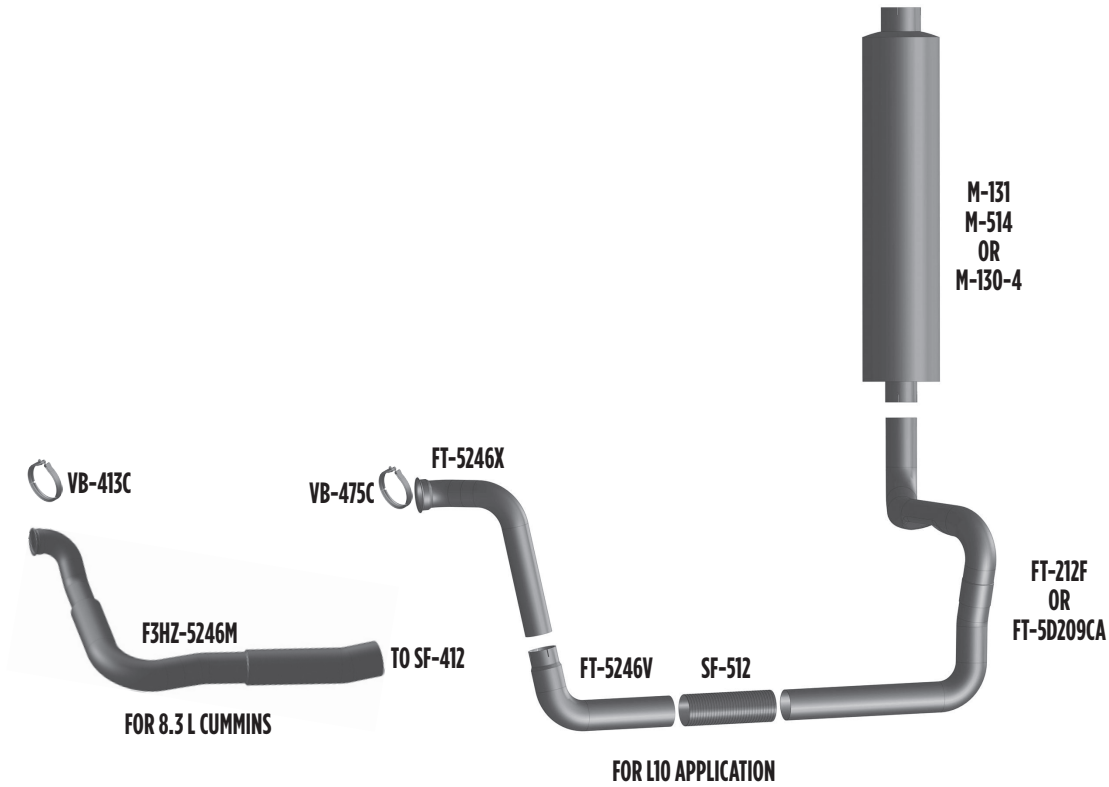
Ford L Model with 5.9L Cummins



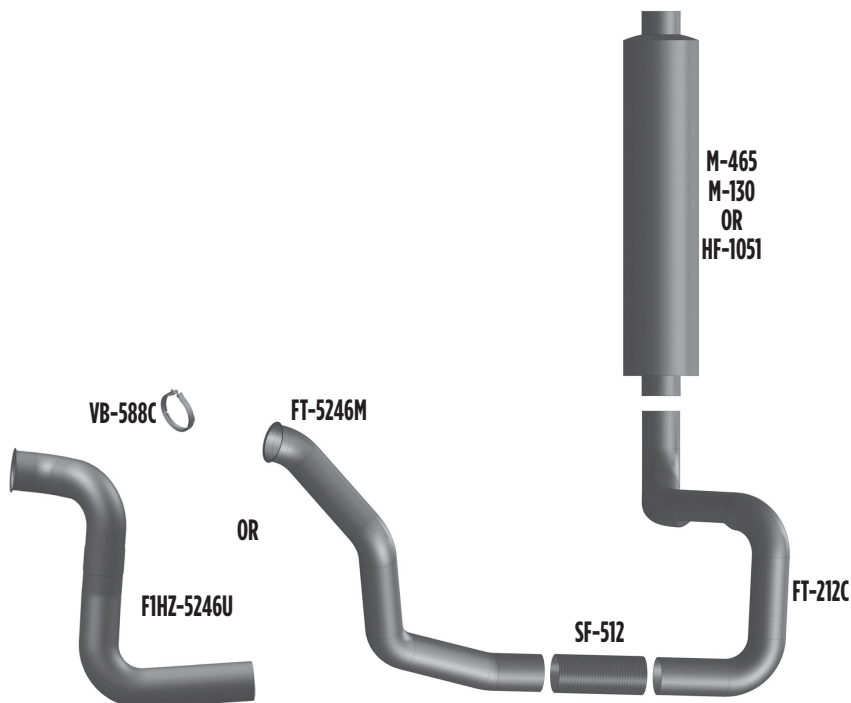
Ford L Model with Ford 6.6 or 7.8L Engine



Ford L Model with Ford L10 or 8.3L Cummins



Ford L, LN, LNT & LTS Exhaust Layout



FORD HEAVY DUTY TRUCKS


PART NO. F3HZ-5246K

- Compares to: F3HZ-5246K
- Use V-Band: VB-321C



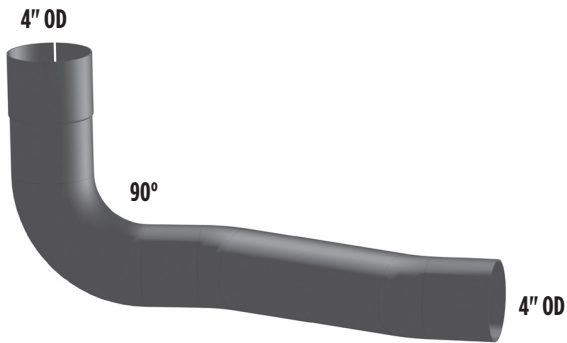
PART NO. FT-5246K

- Compares to: E7HZ-5246K
- Use V-Band: VB-419F



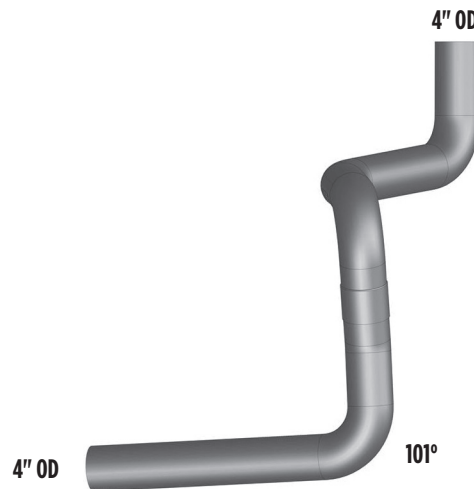
PART NO. FT-5246B

- Compares to: F7HZ-5246B



PART NO. FT-212F

- Compares to: E2HZ-5A212F



PART NO. FT-5D209CA

- Compares to: F1HZS-5D209CA



PART NO. F3HZ-5246M

• Compares to: F3HZ-5246M




PART NO. FT-5246X

• Compares to: E8HZ-5246X



PART NO. FT-5246V

• Compares to: E8HZ-5246V



PART NO. FT-5246M

• Compares to: E0HZ-5246M



PART NO. F1HZ-5246U

• Compares to: F1HZ-5246U

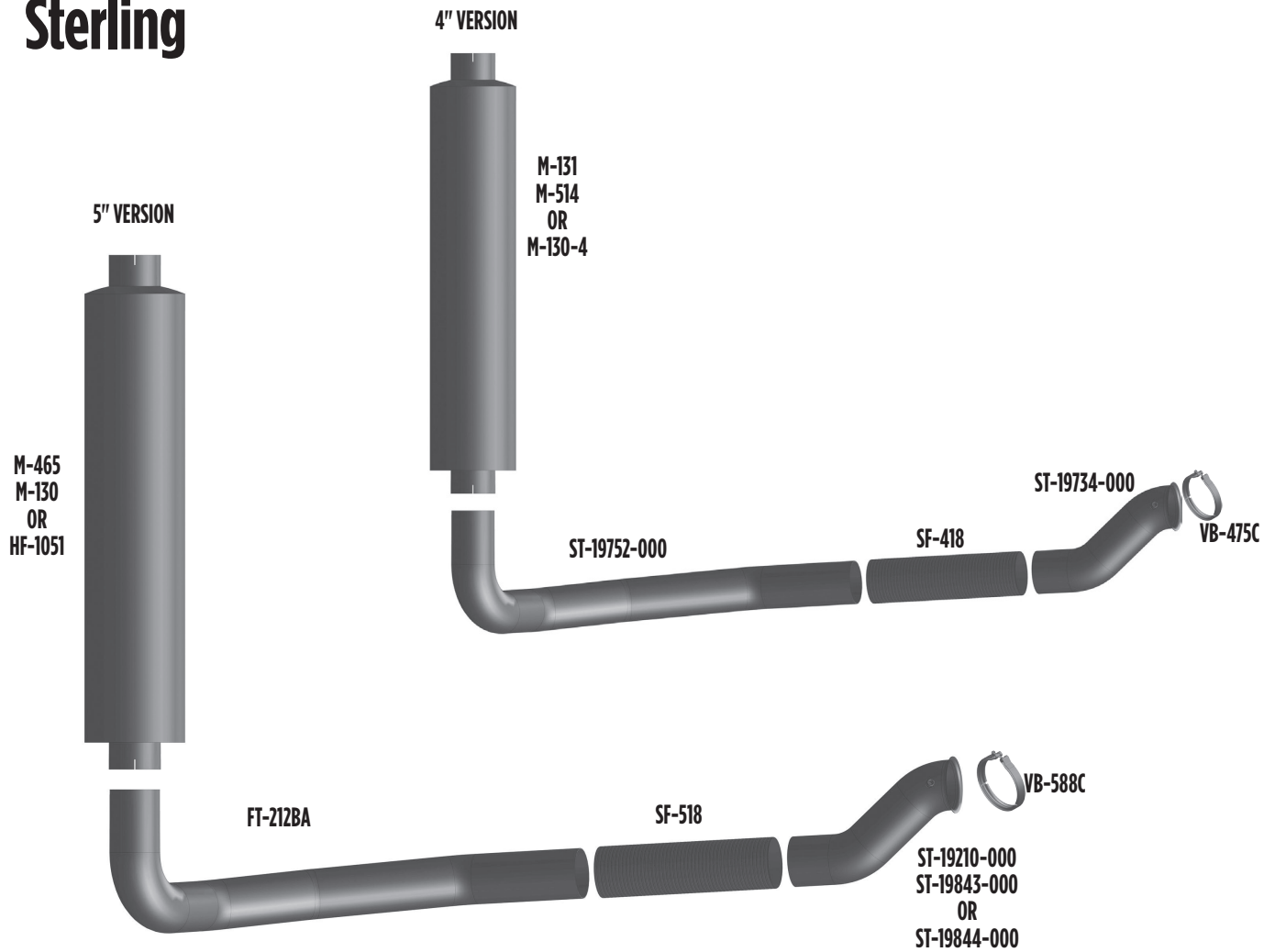


PART NO. FT-212C

• Compares to: F2HZ-5A212C



Sterling



Sterling Car Hauler **NEW**



PART NO. ST-19734-000

• Compares to: 04-19734-000



PART NO. ST-19752-000

• Compares to: 04-19752-000



PART NO. ST-19210-000

• Compares to: 04-19210-000




PART NO. ST-19844-000

• Compares to: 04-19844-000



PART NO. ST-19843-000

• Compares to: 04-19843-000



PART NO. FT-212BA

• Compares to: F6HZ-5A212BA or 04-19750-000



STERLING HEAVY DUTY TRUCKS

PART NO. ST-23626-000

- Compares to: A04-23626-000




PART NO. ST-23627-000

- Compares to: 04-23627-000



PART NO. ST-22295-000

- Compares to: 04-22295-000

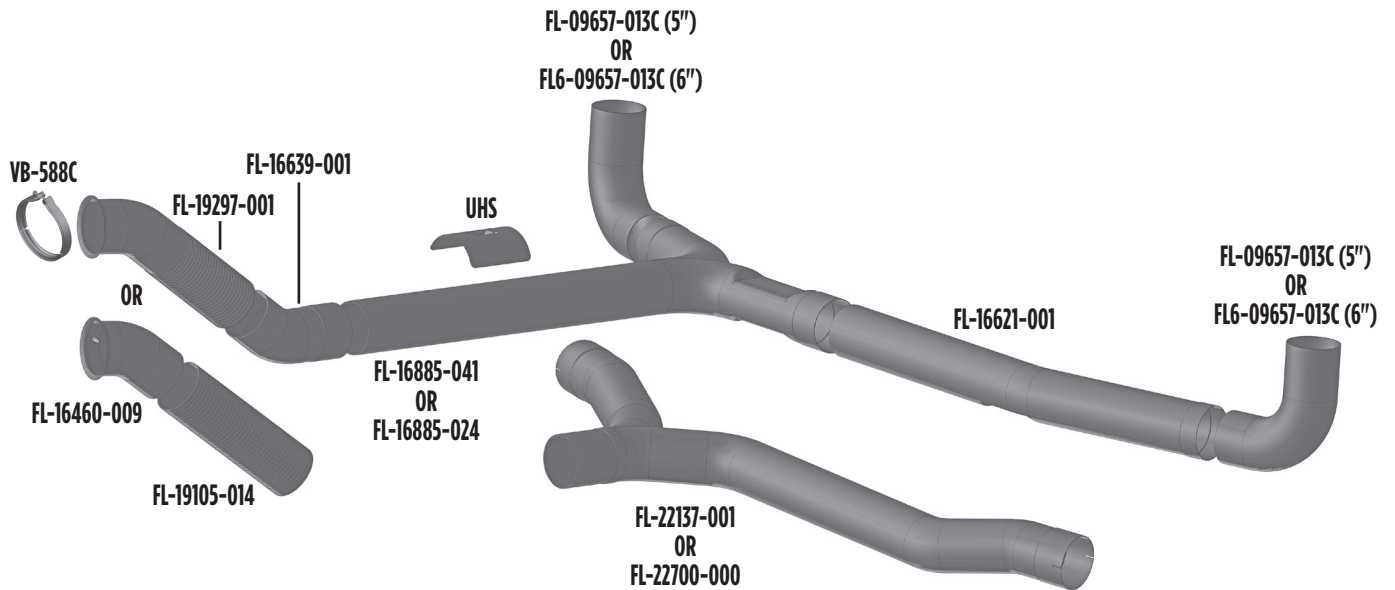


PART NO. ST-22295-001

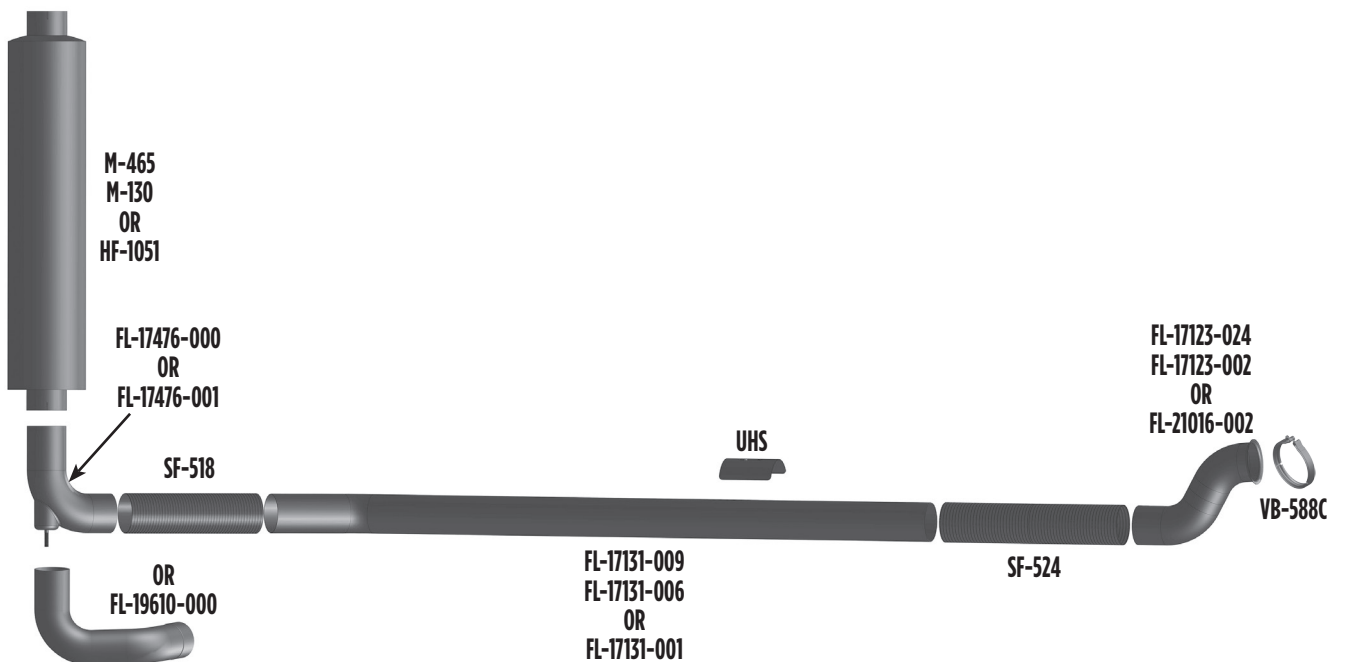
- Compares to: 04-22295-001



Freightliner Classis Model



Freightliner Century and Columbia



FREIGHTLINER HEAVY DUTY TRUCKS


PART NO. FL-16460-009

- Compares to: 04-16460-009




PART NO. FL-19105-014

- Compares to: 04-19105-014



PART NO. FL-19297-001

- Compares to: A04-19297-001



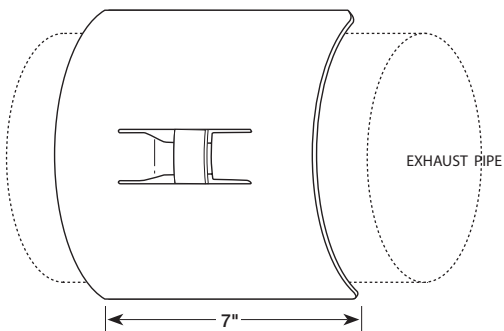
PART NO. FL-16639-001

- Compares to: 04-16639-001



PART NO. UHS

- Compares to: 04-16566-003




PART NO. FL-16621-001

- Compares to: 04-16621-001




PART NO. FL-16885-041

• Compares to: 04-16885-041




PART NO. FL-16885-024

• Compares to: 04-16885-024




PART NO. FL-19610-000

• Compares to: 04-19610-000



PART NO. FL-22700-000

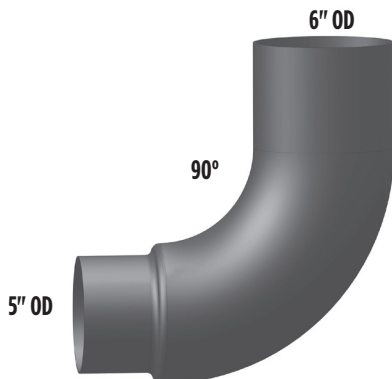
• Compares to: 04-22700-000



PART NO. FL6-09657-013C

• Compares to: 04-09657-013

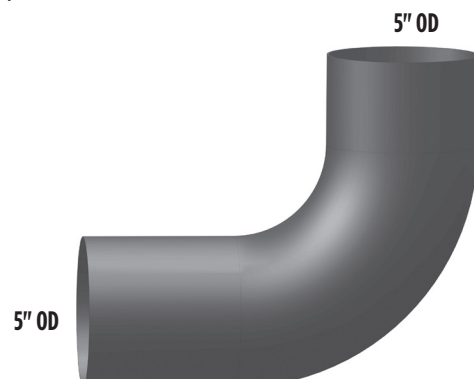
CHROME



PART NO. FL-09657-013C

• Compares to: 04-09657-013

CHROME



FREIGHTLINER HEAVY DUTY TRUCKS


PART NO. FL-17123-024

- Compares to: 04-17123-024




PART NO. FL-17123-002

- Compares to: 04-17123-002



PART NO. FL-21016-002

- Compares to: 04-21012-002



PART NO. FL-17131-009

- Compares to: 04-17131-009 (long)



PART NO. FL-17131-001

- Compares to: 04-17131-001 (short)



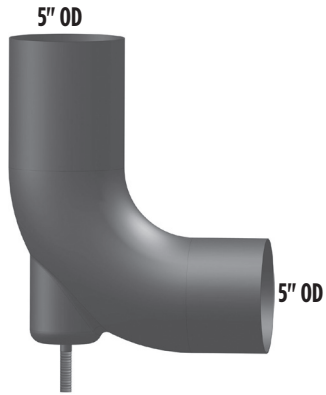
PART NO. FL-17131-006

- Compares to: 04-17131-006 (medium)



PART NO. FL-17476-000

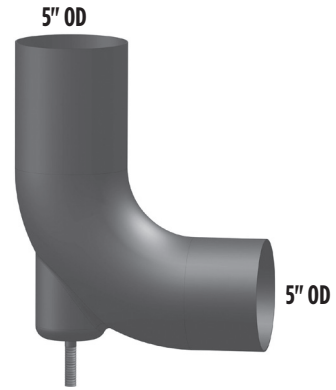
- Compares to: A04-17476-000



PART NO. FL-17476-001C

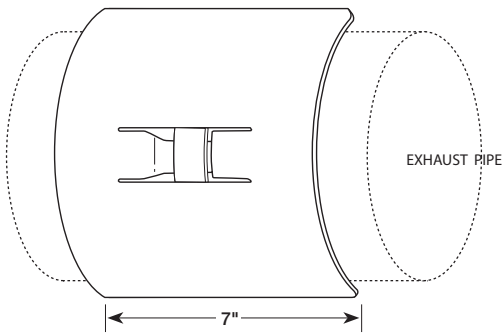
- Compares to: A04-17476-001

CHROME

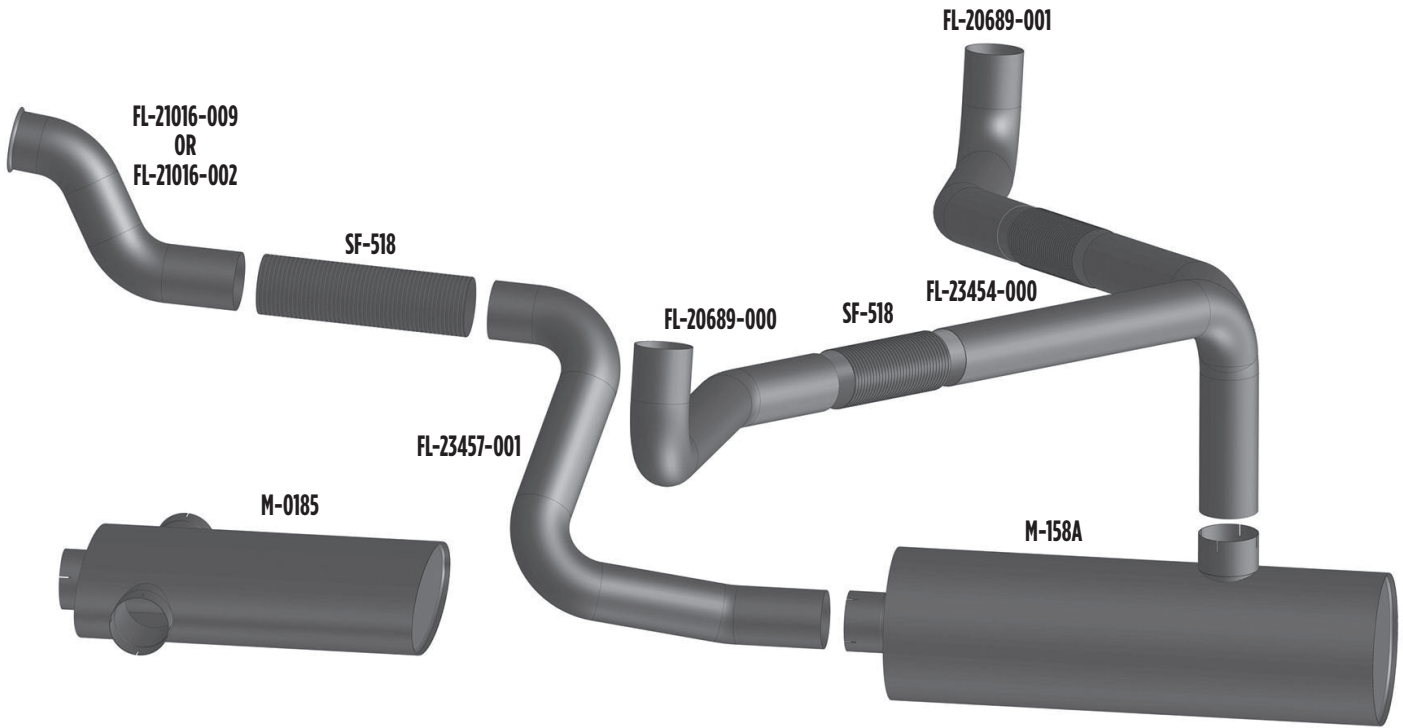


PART NO. UHS

- Compares to: 04-16566-003



Freightliner Columbia Model



PART NO. FL-21016-009

• Compares to: 04-21016-009


PART NO. FL-21016-002

• Compares to: 04-21016-009




PART NO. FL-23457-001

• Compares to: 04-23457-001




PART NO. M-158A

• Compares to: 04-22804-000



PART NO. FL-23454-000

• Compares to: 04-23454-000



PART NO. FL-20689-000

• Compares to: 04-20689-000



PART NO. FL-20689-001

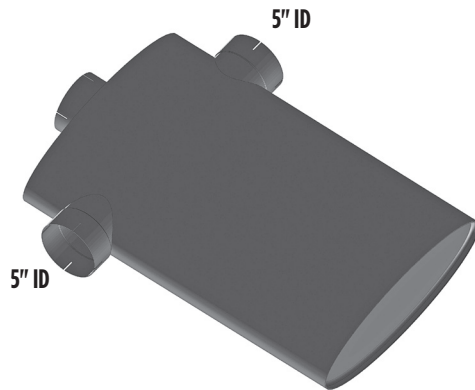
• Compares to: 04-20689-001



FREIGHTLINER HEAVY DUTY TRUCKS


PART NO. M-0185

- Compares to: 04-20185-000




PART NO. FL-27334-018

- Compares to: A04-27334-018 or A04-26200-018




PART NO. FL-28522-000

- Compares to: A04-28522-000 or A04-25022-018




PART NO. FL-28578-000

- Compares to: A04-28578-000, A04-26193-018, or A04-25922-018



WFF FLEX

PART #	COMPARES TO
WFF-512	04-19105-012
WFF-515	04-19105-015
WFF-518	04-19105-018
WFF-521	04-19105-021
WFF-524	04-19105-024




FLD and Other Models

PART NO. FL-17094-012

- Compares to: 04-17094-012

PART NO. FL-17094-013

- Compares to: 04-17094-012 with Pyro Fitting



PART NO. FL-17094-014

- Compares to: 04-17094-014

PART NO. FL-17094-020

- Compares to: 04-17094-020

PART NO. FL-17094-015

- Compares to: 04-17094-014 with Pyro Fitting




PART NO. FL-17094-016

- Compares to: 04-17094-016

PART NO. FL-17094-030

- Compares to: 04-17094-016 with Pyro Fitting




PART NO. FL-15654-0

- Compares to: 04-15654-000



PART NO. FL-13974

- Compares to: A04-13974-000



PART NO. FL-15653-000 & FL-15653-002

- Compares to: 04-15653-000 (aluminized)


PART NO. FL-15653-001C & FL-15653-003C

- Compares to: 04-15653-001 (chrome)



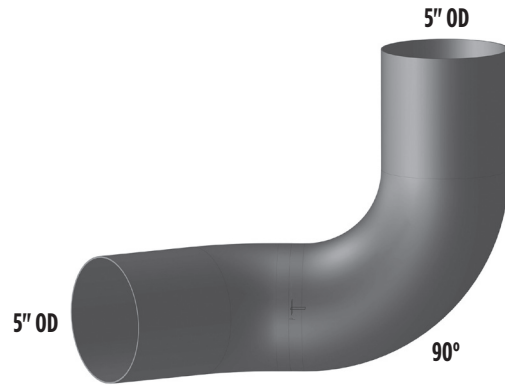
PART NO. FL-15077-0

• Compares to: 04-15077-000



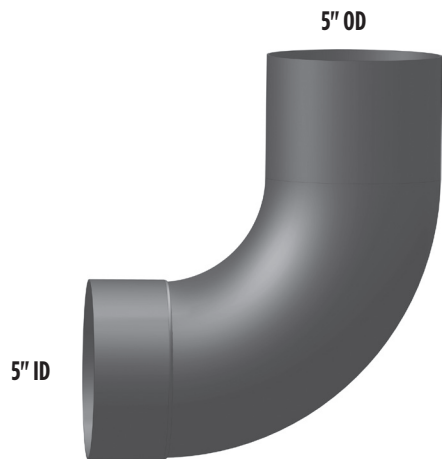
PART NO. FL-15077-3

• Compares to: 04-15077-003



PART NO. FL-15105-000


• Compares to: 04-15105-000



Older FLC Conventional


PART NO. FL-12104

• Compares to: A04-12104-000



PART NO. FL-12099-01C


• Compares to: 04-12099-001



CHROME

PART NO. FL-16412-013

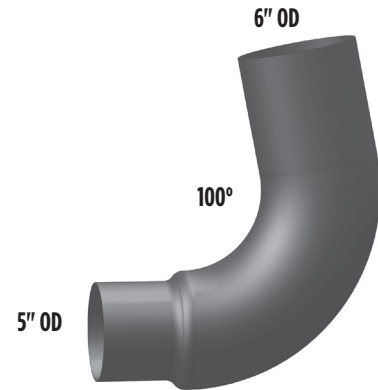
• Compares to: 04-16412-013



PART NO. FL-6100C


• Compares to: 04-12099-001

CHROME



PART NO. FL-16638-029


• Compares to: 04-16638-029



PART NO. FL-16638-029C

• Compares to: Chrome Version

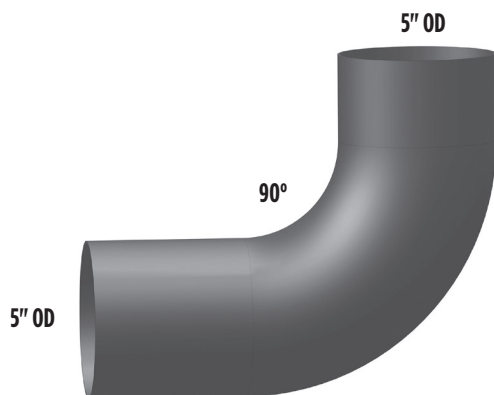
CHROME



PART NO. FL-09586-013C

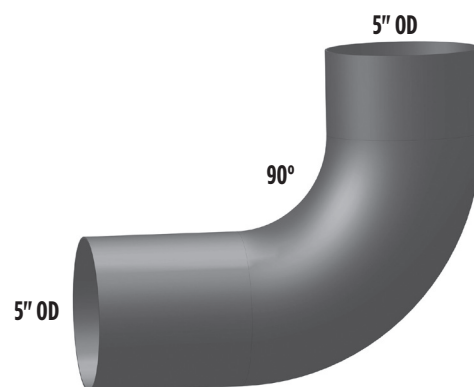
• Compares to: 04-09586-013

CHROME



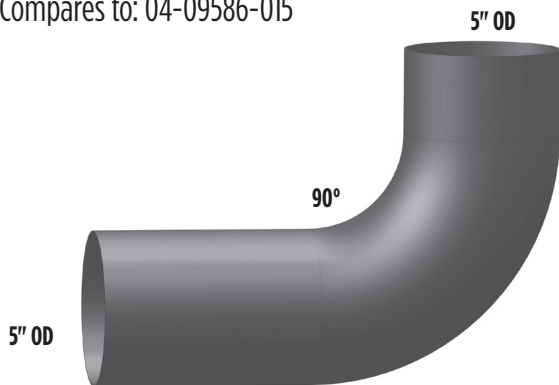
PART NO. FL-09856-013

• Compares to: 04-09856-013




PART NO. FL-09586-015

- Compares to: 04-09586-015




PART NO. FL-9833-006

- Compares to: 04-09833-006




PART NO. FL-19105-013

- Compares to: 04-19105-013



PART NO. FL-26200-018

- Compares to: 04-26200-018



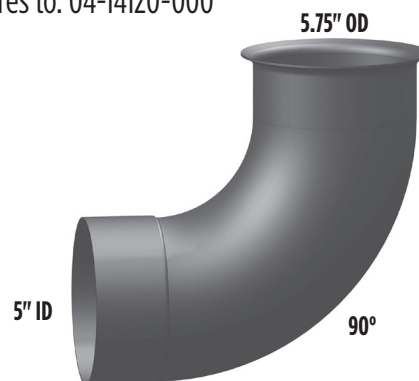
PART NO. FL-11501-03

- Compares to: 04-11501-003




PART NO. FL-14120

- Compares to: 04-14120-000



PART NO. FL-11284-0


- Compares to: 04-11284-000



PART NO. FL-11284-01C

- Compares to: 04-11284-001

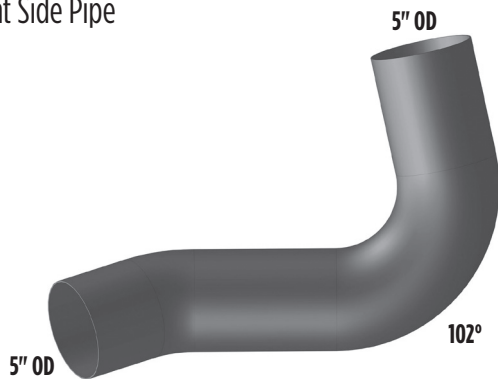
CHROME



PART NO. FL-15653-001C

- Compares to: 04-15653-001
- Right Side Pipe

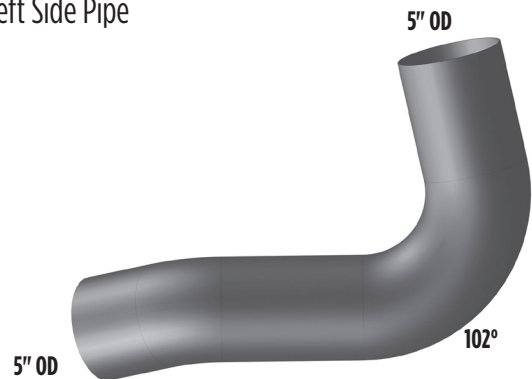
CHROME



PART NO. FL-15653-003C

- Compares to: 04-15653-002
- Left Side Pipe

CHROME



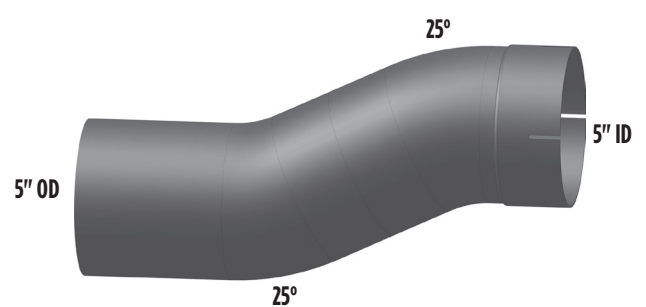
PART NO. FL-15654-001

- Compares to: 04-15654-001



PART NO. FL-15780-000

- Compares to: 04-1578-000



FREIGHTLINER HEAVY DUTY TRUCKS

PART NO. FL-12399-0

- Compares to: 04-12399-000




PART NO. FL-17123-043

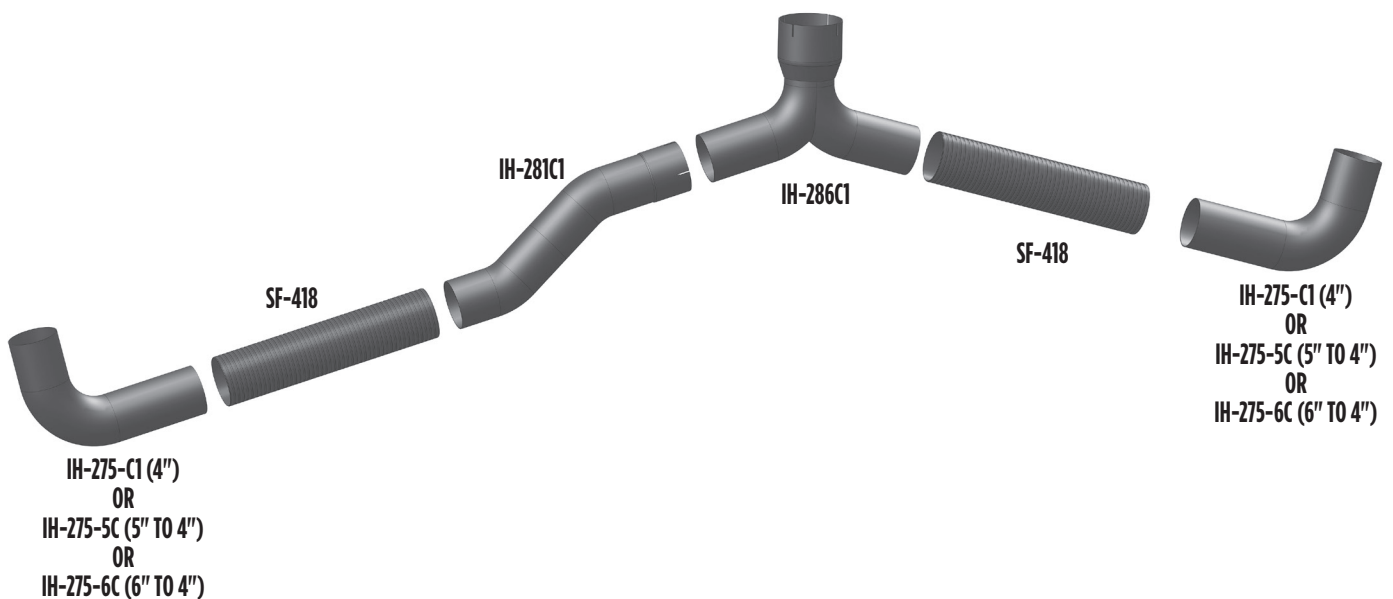
- Compares to: 04-17123-043



International 9400-9900 Series



International 9300 Series



INTERNATIONAL HEAVY DUTY TRUCKS


PART NO. IH-0607C3

- Compares to: 3530607C3




PART NO. M-121L

- Compares to: M0M12-0450-171
- Specs in Muffler Section



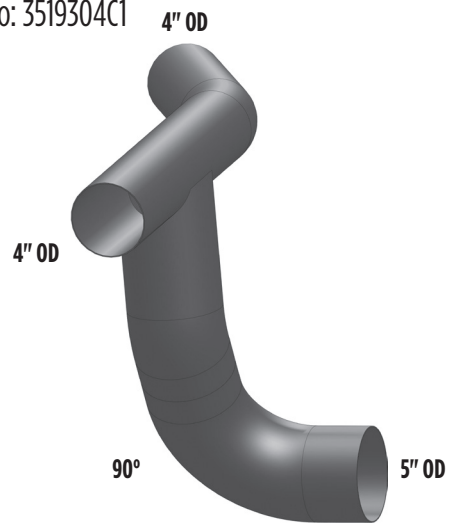
PART NO. M-121L6

- Compares to: M-121L
- Specs in Muffler Section



PART NO. IH-9304C1

- Compares to: 3519304C1




PART NO. IH-0109C1

- Compares to: 3530109C1



PART NO. IH-286C1

• Compares to: 598286C1



PART NO. IH-281C1


• Compares to: 598281C1



PART NO. IH-275-C1

• Compares to: 598275C1


CHROME



PART NO. IH-275-5C

• Compares to: 598275C1

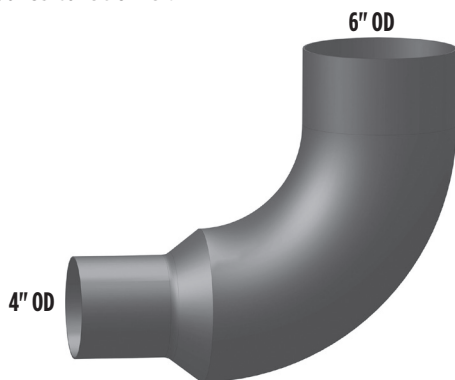
CHROME



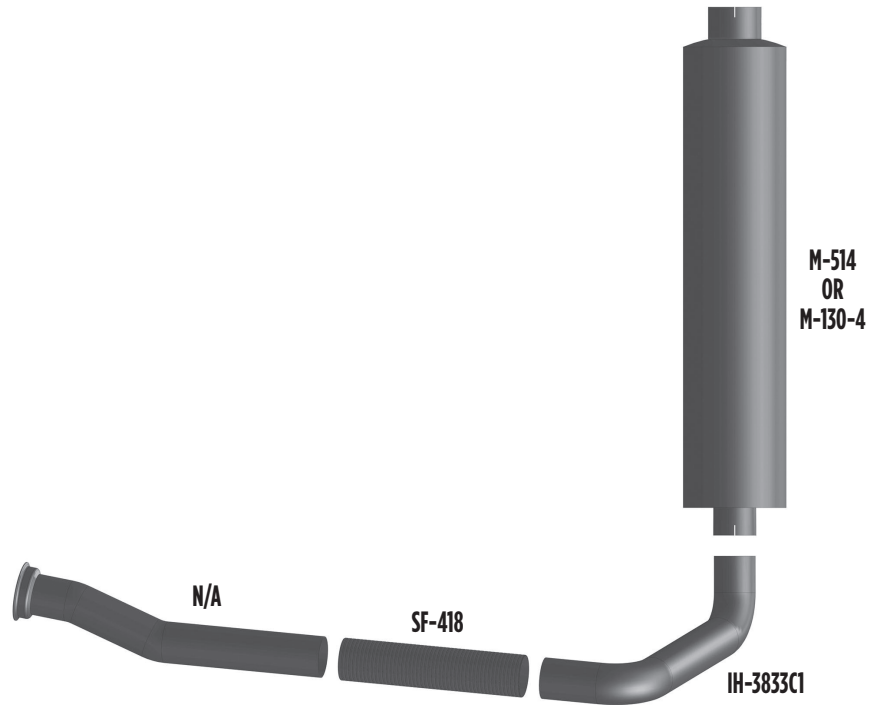
PART NO. IH-275-6C

• Compares to: 598275C1

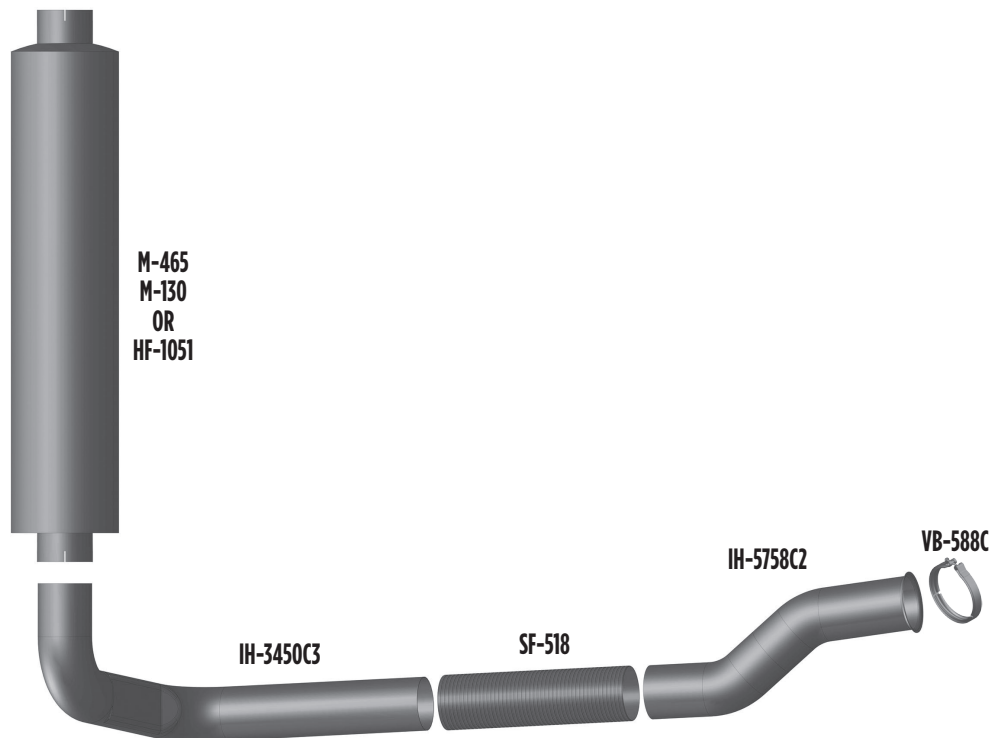
CHROME



International 8100 Daycab Exhaust Layout




International 8200 Daycab Exhaust Layout



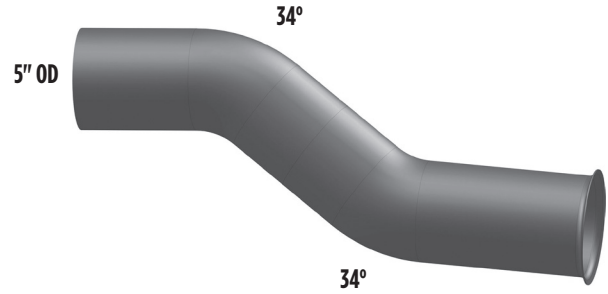
PART NO. IH-3833C1

- Compares to: 1673833C1




PART NO. IH-5758C2

- Compares to: 1675758C2

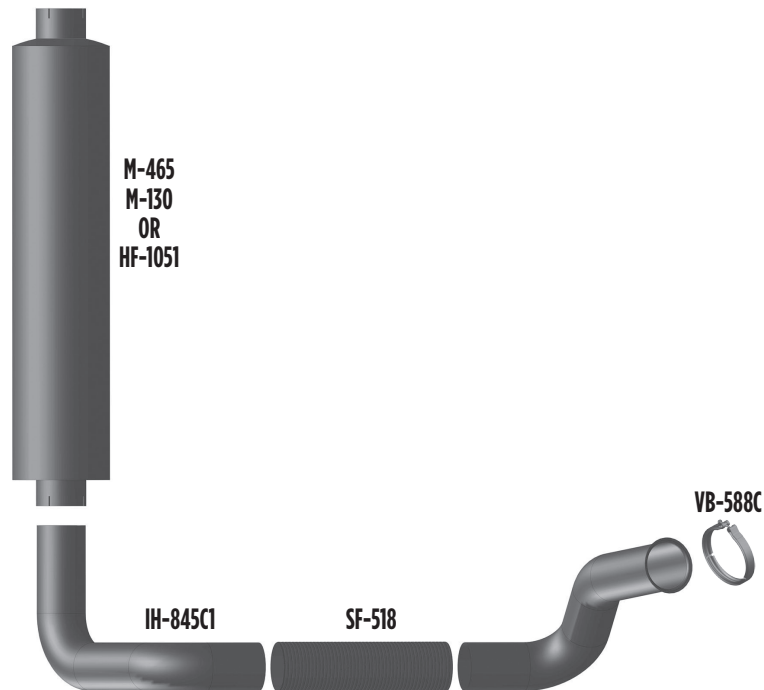


PART NO. IH-3450C3

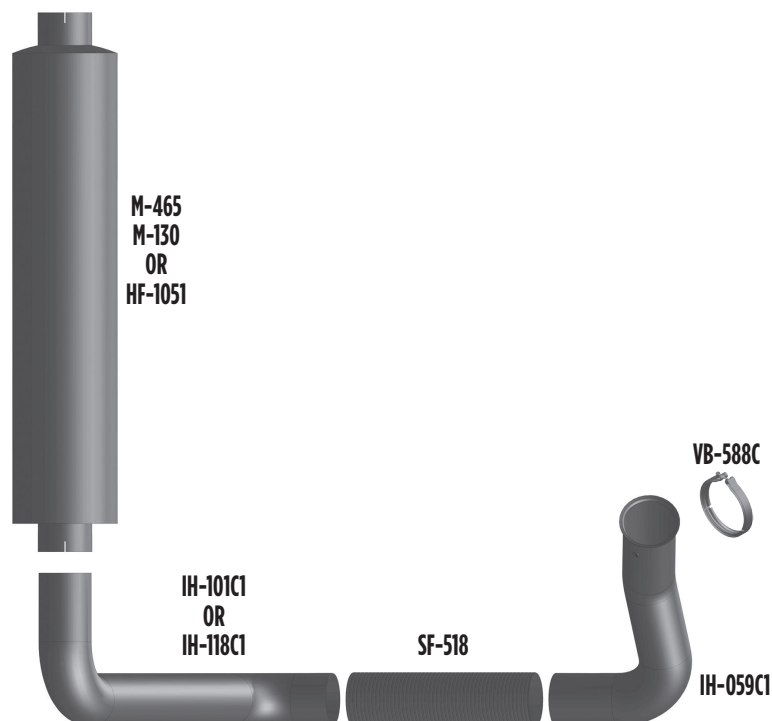
- Compares to: 1613450C3



International 9670 Exhaust Layout




International 9700 Exhaust Layout




PART NO. IH-167C1

- Compares to: 582167C1




PART NO. IH-845C1

- Compares to: 503845C1




PART NO. IH-059C1

- Compares to: 1674059C1




PART NO. IH-101C1

- Compares to: 1657101C1



PART NO. IH-118C1


- Compares to: 1657118C1



INTERNATIONAL HEAVY DUTY TRUCKS


PART NO. IH-8113C5

- Compares to: 3628113C5




PART NO. IH-1755C4

- Compares to: 3811755C4




PART NO. IH-0024C3

- Compares to: 3820024C3



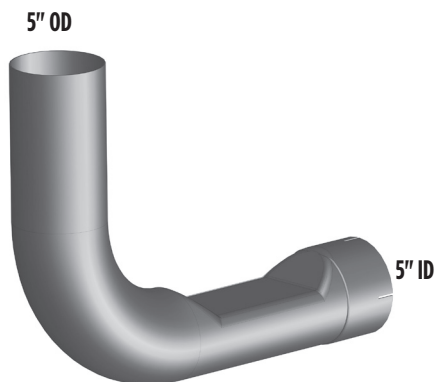
PART NO. IH-6294C2

- Compares to: 3826294C2



PART NO. IH-4095C3

- Compares to: 3524095C3



PART NO. IH-4830C4

- Compares to: 3524830C4




PART NO. IH-5758C2

• Compares to: 1675758C2




PART NO. IH-5967C1

• Compares to: 3575967C1




PART NO. IH-4821C3

• Compares to: 3564821C3



PART NO. IH-9843C2

• Compares to: 3539843C2



PART NO. IH-1803C1


• Compares to: 3541803C1



PART NO. IH-1804C1

• Compares to: 3541804C1

CHROME



INTERNATIONAL HEAVY DUTY TRUCKS

PART NO. IH-0190C2


- Compares to: 2040190C2



PART NO. IH-3450C3

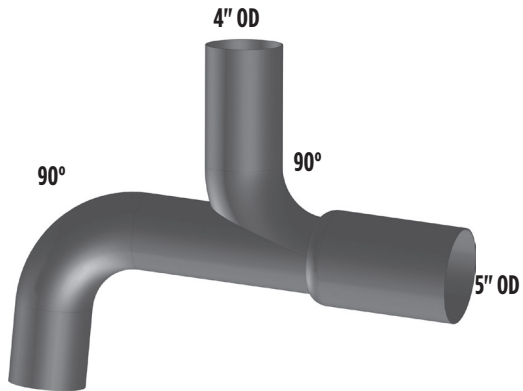
- Compares to: 1613450C3

CHROME




PART NO. IH-9844C1

- Compares to: 3539844C1

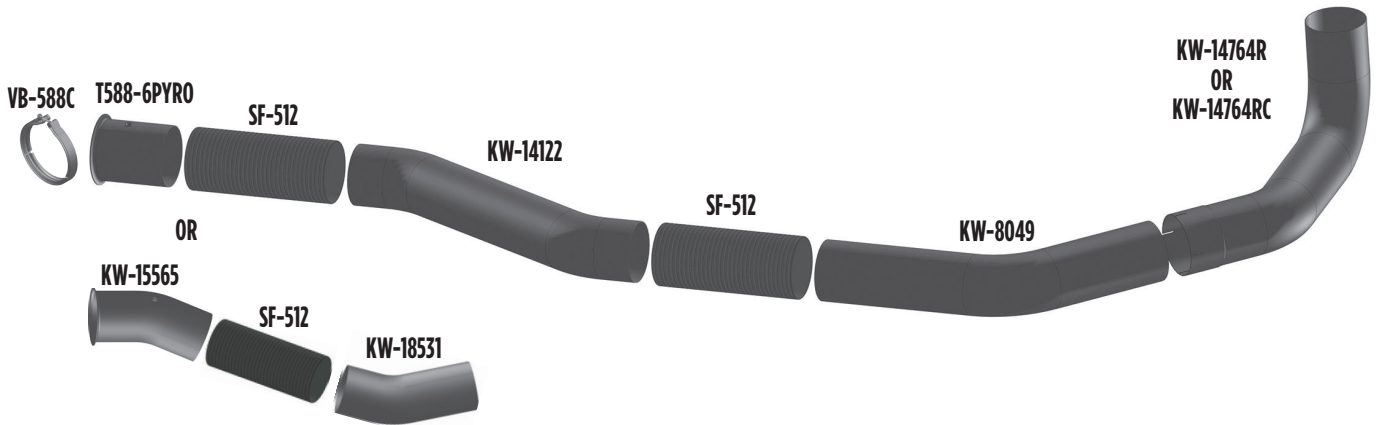


PART NO. IH-3833C1

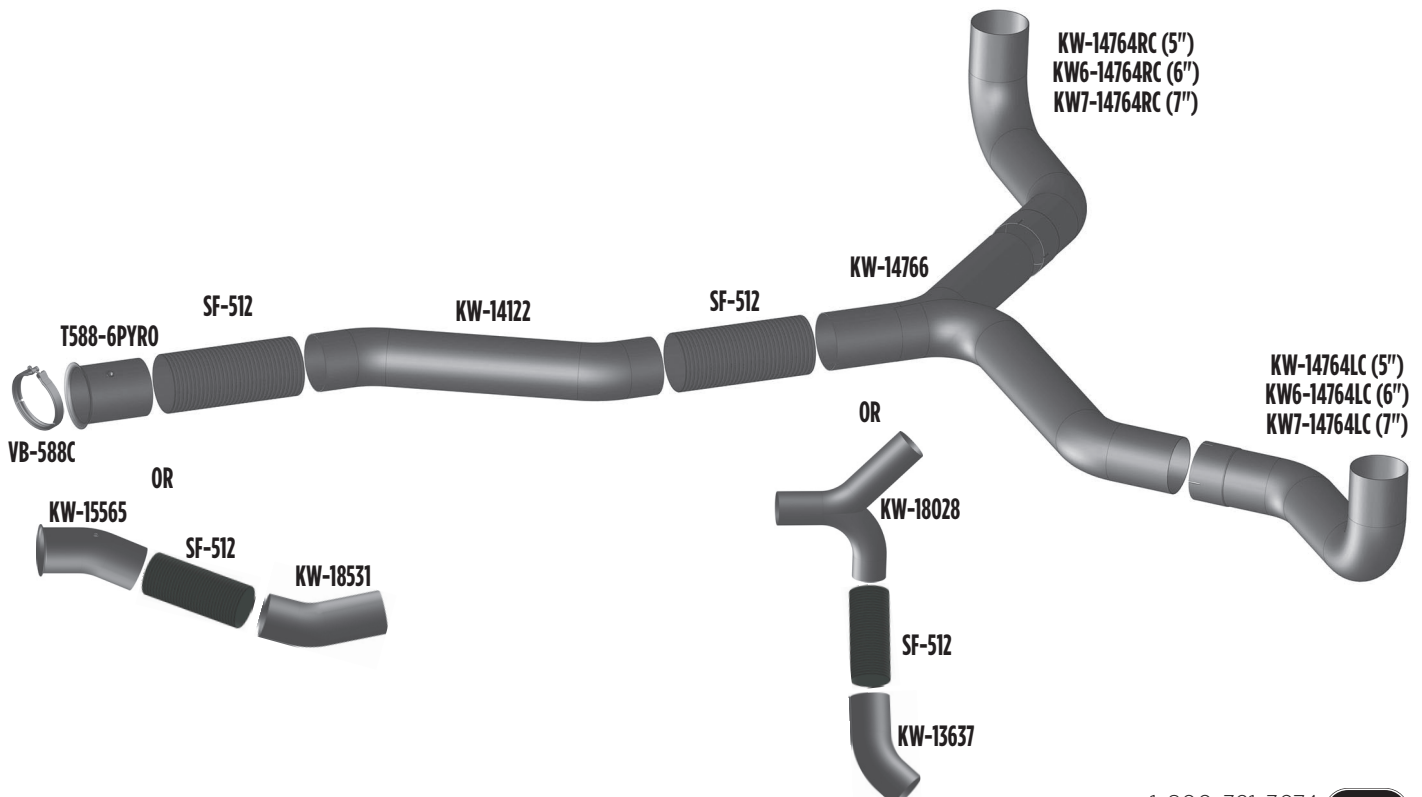
- Compares to: 1673833C1



W900B, L, T600 or T800 with Single Exhaust Layout



W900B, L, T600 or T800 with Dual Exhaust Layout



PART NO. T588-6PYRO

- Compares to: K130-166




PART NO. KW-15565

- Compares to: K180-15565




PART NO. KW-14122

- Compares to: K180-14122




PART NO. KW-18531

- Compares to: K180-18531



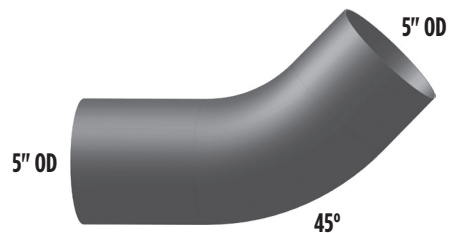
PART NO. KW-8049

- Compares to: K180-8049



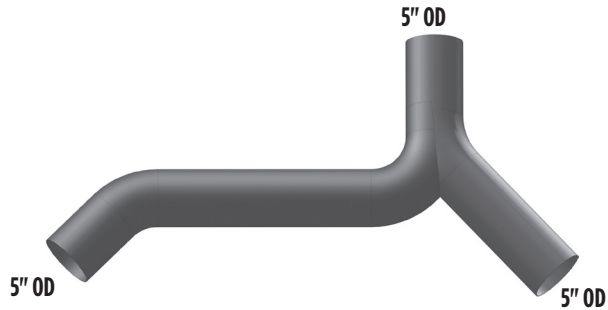
PART NO. KW-13637

- Compares to: K180-13637



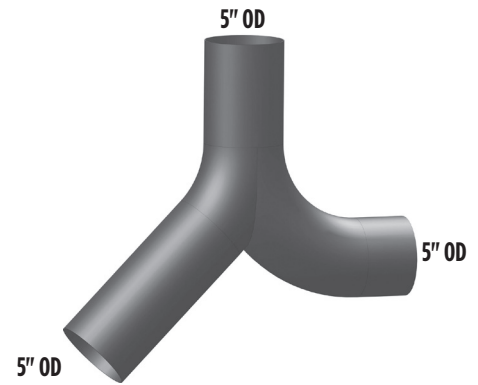
PART NO. KW-14766

• Compares to: K180-14766



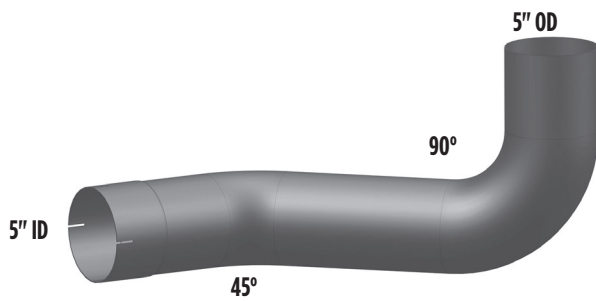
PART NO. KW-18028

• Compares to: K180-18028



PART NO. KW-14764L

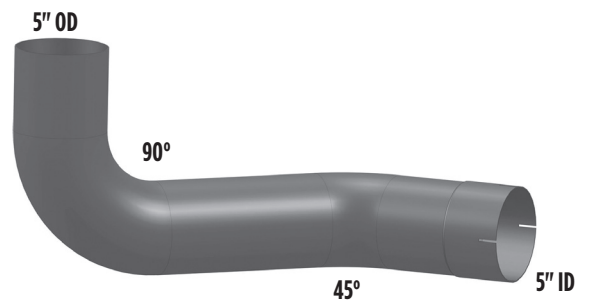
• Compares to: K180-14764



PART NO. KW-14764LC


• Compares to: K180-14764CP

CHROME



PART NO. KW-14764R


• Compares to: K180-14764R



PART NO. KW-14764RC

• Compares to: K180-14764RCP

CHROME




KENWORTH HEAVY DUTY TRUCKS

PART NO. KW6-14764LC

• Compares to: KW-14764CP


CHROME



PART NO. KW6-14764RC

• Compares to: KW-14764RCP


CHROME



PART NO. KW7-14764LC

• Compares to: K180-14764LC

CHROME



PART NO. KW7-14764RC

• Compares to: K180-14764RCP

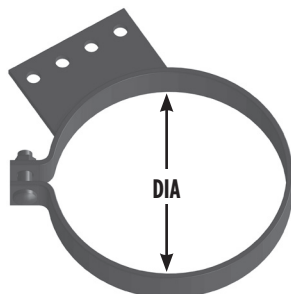
CHROME



STACK MOUNT BRACKETS


• Polished Stainless Steel

PART #	DIA.
MB-5KWS	5"
MB-6KWS	6"
MB-7KWS	7"



PART NO. KW-18959

• Compares to: K180-18959




Bolts directly onto factory cab brackets

PART NO. KW-1216LC

• Compares to: M66-1216CP


CHROME



PART NO. KW-1216RC

• Compares to: M66-1216RCP

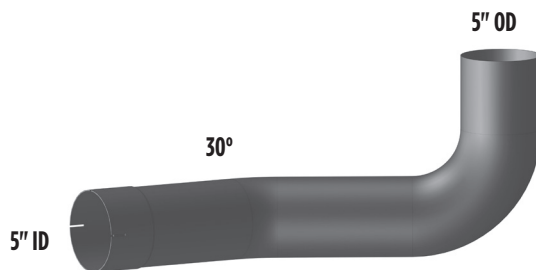
CHROME



PART NO. KW-1317LC

• Compares to: M66-1317CP

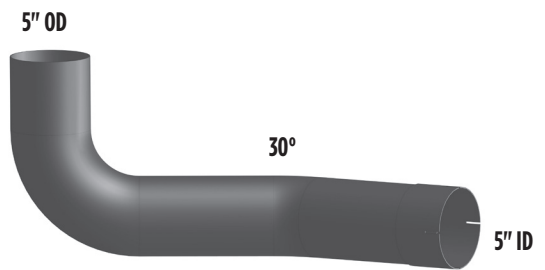
CHROME



PART NO. KW-1317RC

• Compares to: W66-1317RCP

CHROME



PART NO. KW-14729LC

• Compares to: K180-14729CP


CHROME



PART NO. KW-14729RC


• Compares to: K180-14729RCP

CHROME

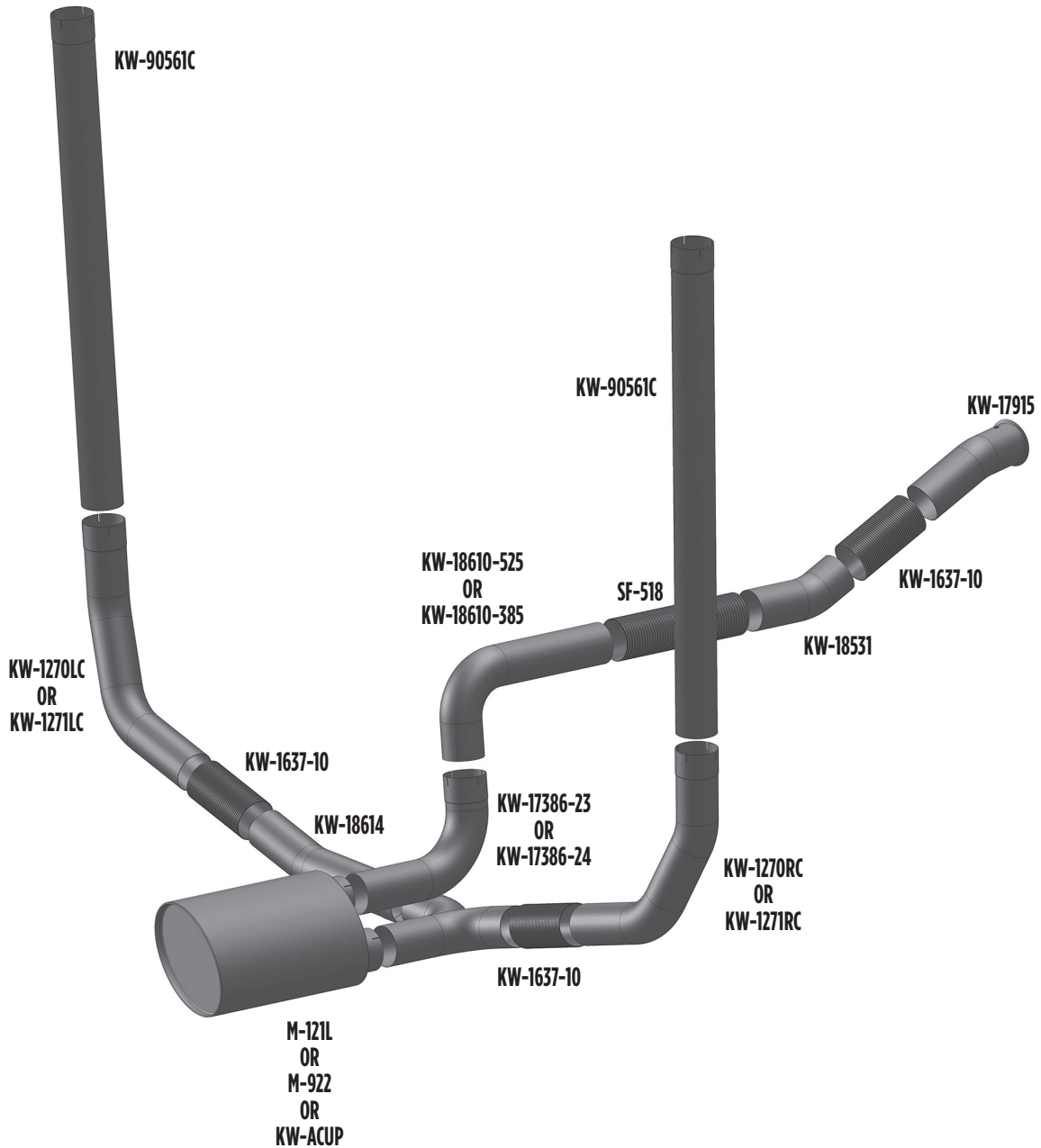


PART NO. KW-18531

- Compares to: K180-18531




Early Aerocab with 1 Muffler



PART NO. KW-17915

- Compares to: K180-17915




PART NO. KW-18531

- Compares to: K180-18531




PART NO. KW-18610-385

- Compares to: K180-18610-385




PART NO. KW-18610-525

- Compares to: K180-18610-525




PART NO. KW-17386-23

- Compares to: K180-17386-23



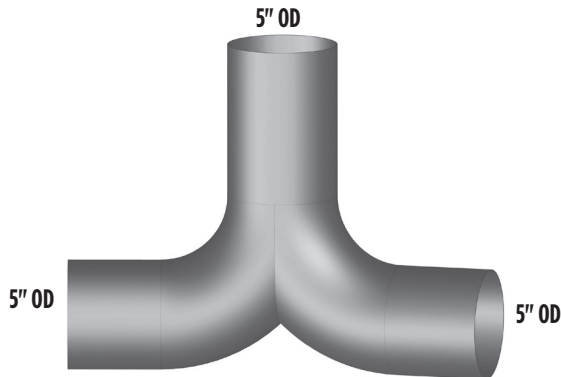
PART NO. KW-17386-25

- Compares to: K180-17386-25



PART NO. KW-18613

- Compares to: K180-18613




PART NO. KW-18614

- Compares to: K-180-18614




PART NO. M-121L

- Compares to: MOM12-0450-171
- Specs in Muffler Section




PART NO. M-922

- Replaces: M-121L
- Specs in Muffler Section




PART NO. KW-ACUP

- Replaces Large Oval Muffler



PART NO. KW-1637-10

- Compares to: K180-1637-10



THESE 6 PARTS ARE FOR 40" BATTERY BOX LENGTH

PART NO. KW-18615LC

• Compares to: K180-18615CP

CHROME



PART NO. KW-18615RC

• Compares to: K180-18615RCP


CHROME



PART NO. KW6-18615LC

• Compares to: K180-18615CP


CHROME



PART NO. KW6-18615RC

• Compares to: K180-18615RCP


CHROME



PART NO. KW7-18615LC

• Compares to: K180-18615CP

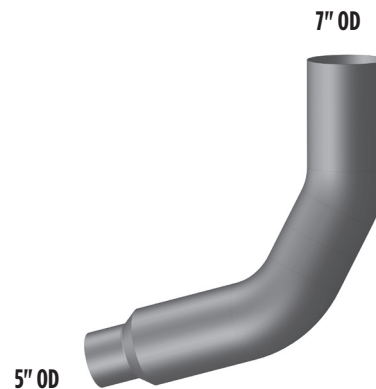
CHROME



PART NO. KW7-18615RC

• Compares to: K180-18615RCP

CHROME



THESE 6 PARTS ARE FOR 45" BATTERY BOX LENGTH

PART NO. KW-18616LC

• Compares to: K180-18616CP


CHROME



PART NO. KW-18616RC

• Compares to: K180-18616RCP

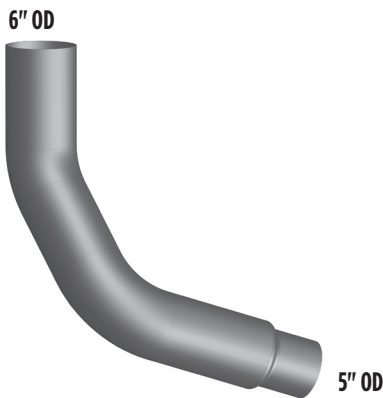
CHROME



PART NO. KW6-18616LC

• Compares to: K180-18616CP

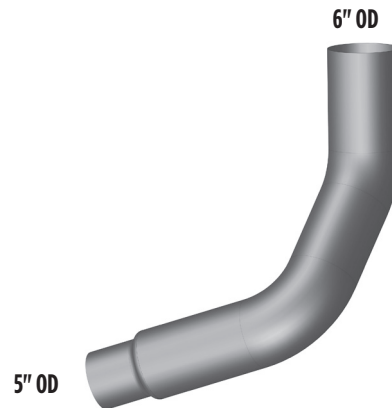
CHROME



PART NO. KW6-18616RC

• Compares to: K180-18616RCP


CHROME



PART NO. KW7-18616LC

• Compares to: K180-18616CP


CHROME



PART NO. KW7-18616RC

• Compares to: K180-18616RCP


CHROME



PART NO. KW-90561C

- Compares to: K180-90561CP

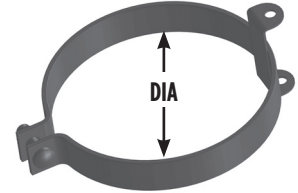
CHROME



TOP CAB MOUNT BRACKET

- Polished Stainless Steel

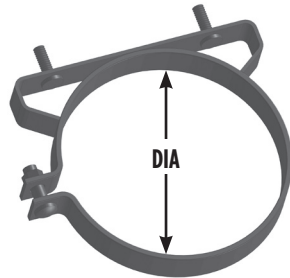
PART #	DIA.
AC-6KWLP	6" left
AC-6KWRP	6" right
AC-7KWLP	7" left
AC-7KWRP	7" right



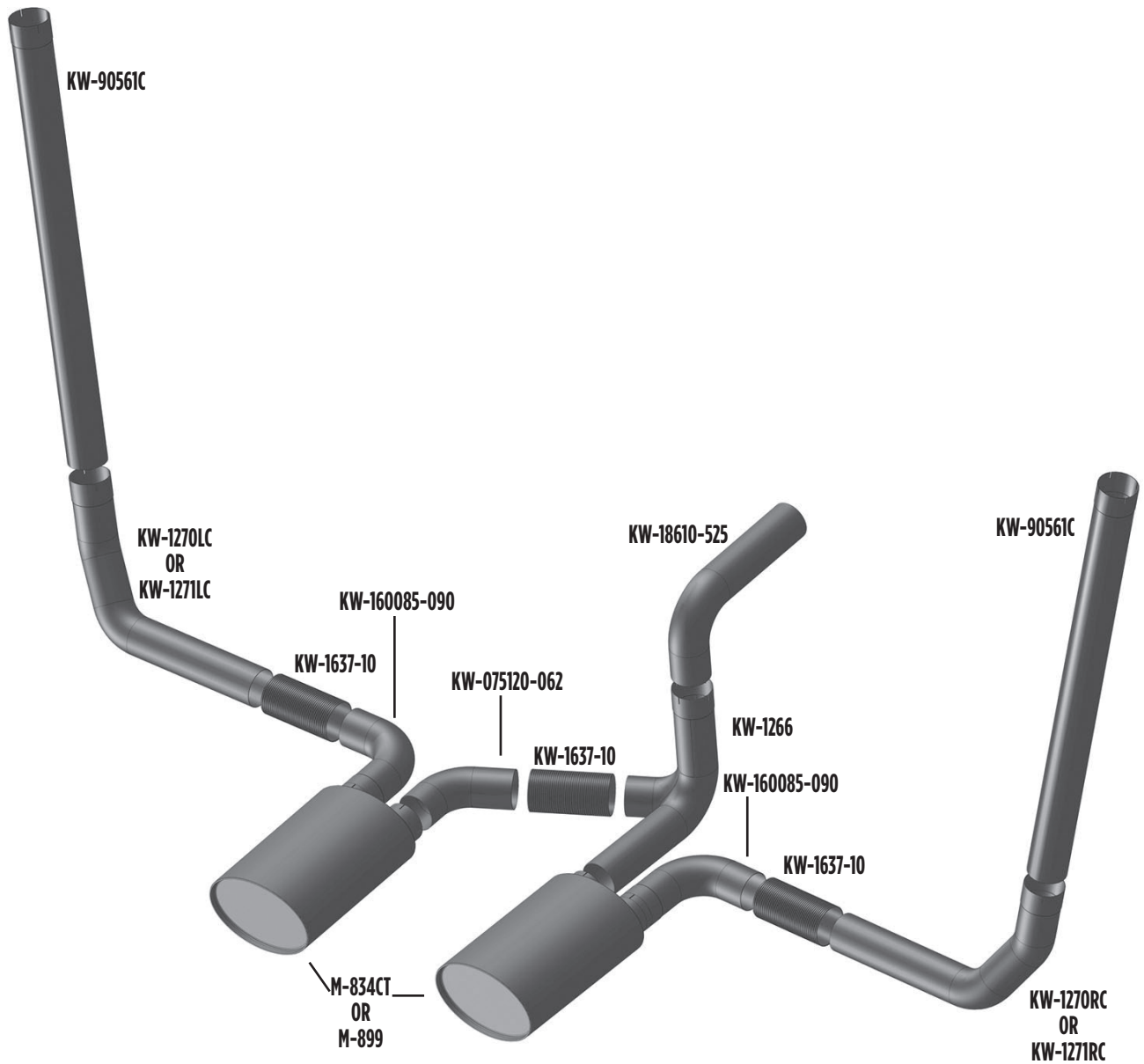
LOWER FRAME MOUNTING BRACKET

- Polished Stainless Steel
- 2 Required Per Side

PART #	DIA.
ACFM-5	5"
ACFM-6	6"
ACFM-7	7"



Newer Aerocab with 2 Catalytic Converters




PART NO. KW-1266

- Compares to: M66-1266




PART NO. KW-160085-090

- Compares to: M66-1082X160085N090




PART NO. KW-075120-062

- Compares to: M66-1082N072120-062




PART NO. M-834CT

- Compares to: M120834
- Catalytic Converter




PART NO. M-899

- Compares to: M120834
- Muffler Only



PART NO. KW-90561C

- Compares to: K180-90561CP




THESE 6 PARTS ARE FOR 40" BATTERY BOX LENGTH

PART NO. KW-1270LC

• Compares to: M66-1270CP

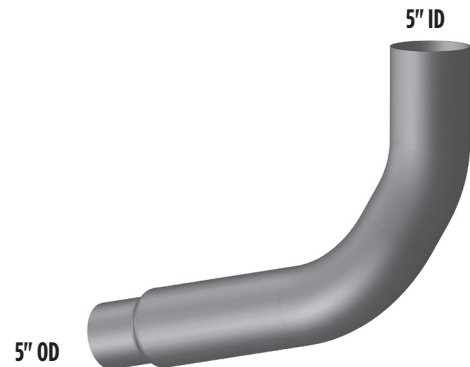
CHROME



PART NO. KW-1270RC

• Compares to: M66-1270RCP

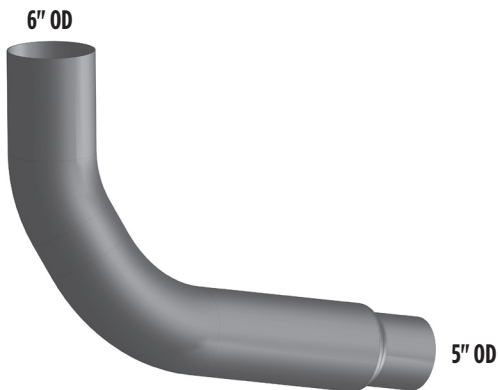
CHROME



PART NO. KW6-1270LC

• Compares to: M66-1270CP

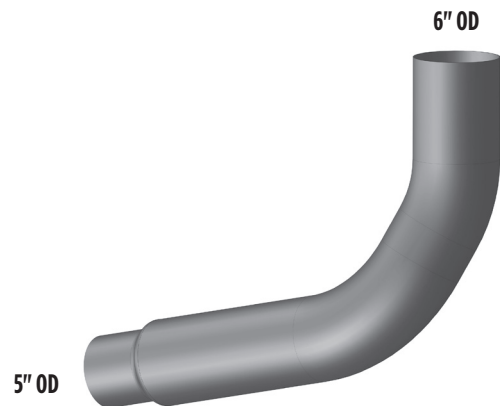
CHROME



PART NO. KW6-1270RC

• Compares to: M66-1270RCP


CHROME



PART NO. KW7-1270LC

• Compares to: M66-1270CP

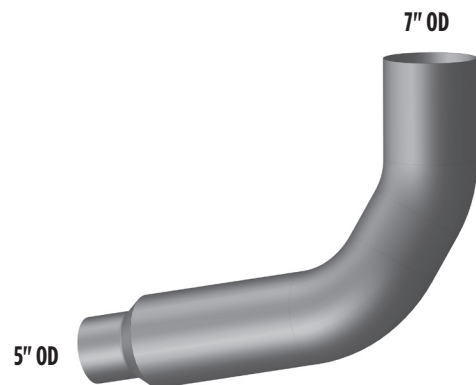
CHROME



PART NO. KW7-1270RC

• Compares to: M66-1270RCP

CHROME




THESE 6 PARTS ARE FOR 45" BATTERY BOX LENGTH

PART NO. KW-1271LC

• Compares to: M66-1271CP

CHROME



PART NO. KW-1271RC

• Compares to: M66-1271RCP


CHROME



PART NO. KW6-1271LC

• Compares to: M66-1271CP

CHROME



PART NO. KW6-1271RC

• Compares to: M66-1271RCP

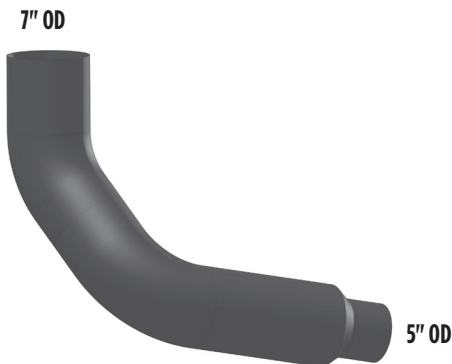
CHROME



PART NO. KW7-1271LC

• Compares to: M66-1271CP

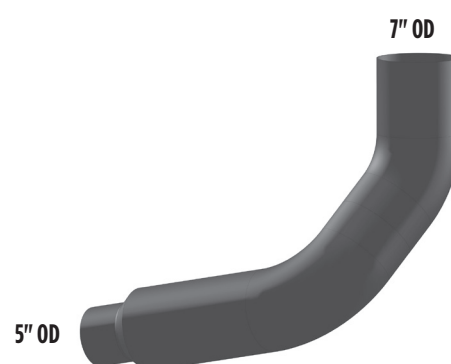
CHROME



PART NO. KW7-1271RC

• Compares to: M66-1271RCP

CHROME




Kenworth Aerocab Exhaust

For the 5" system, remove the following: Muffler inlet elbow, muffler, Y pipe, 61" chrome pipes behind heat shield.

Replace with our Clamp and Bolt parts and make more profit!

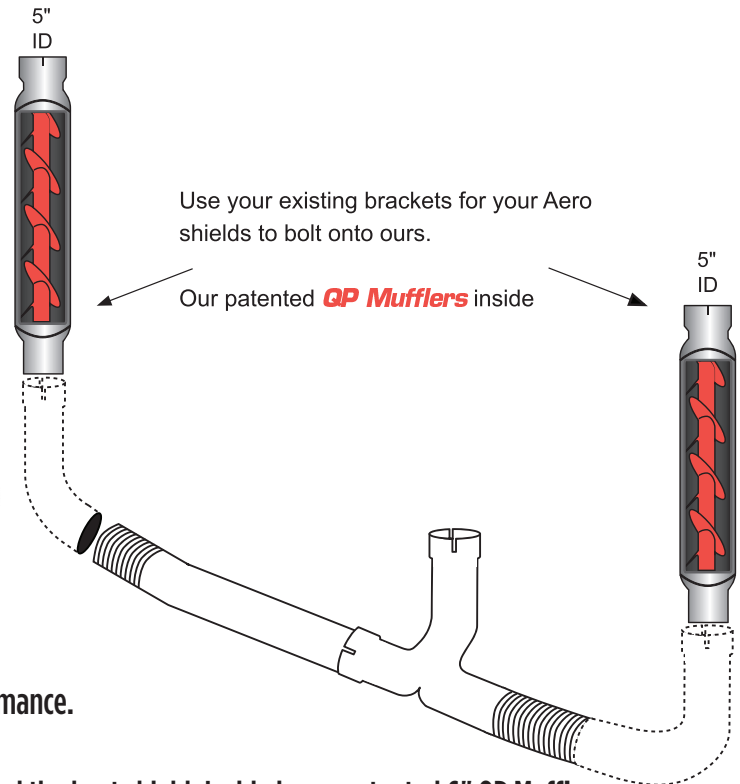
Remove Restrictive Stock Exhaust



Install our 5" QP/Aero System for improved MPG and performance.

Our "stack" pipe is the same length as the factory pipe behind the heat shield. Inside is our patented 6" QP Muffler. This part is aluminized and hides behind the factory Aero shield. Your factory shield will bolt onto our brackets, no cutting or modifying is necessary.

Use your existing 5" top stacks and lower elbows.



Available For Both Single And Dual Muffler Applications

PART NO.	DESCRIPTION
QPM-561AERO	Single Muffler Replacement Kit
QPM-561AERO-2	Dual Muffler Replacement Kit

Getting Rid of All Mufflers and Going with Straight Pipes?

*Y Pipes are available separately.


PART NO.	DESCRIPTION
KW-5AEY	Single Muffler Y Pipes Only
KW-18614	Single Muffler Cross Over
KW-5AEY2M	Dual Muffler Y Pipes
SF-530	Dual Mufflers Crossover



KENWORTH HEAVY DUTY TRUCKS


PART NO. KW-6542-0320

- Compares to: M66-6542-0320




PART NO. KW-6559

- Compares to: M66-6559




PART NO. KW-6541-0320

- Compares to: M66-6541-0320




PART NO. KW-6541-0335

- Compares to: M66-6541-0335




PART NO. KW-6541-0405

- Compares to: M66-6541-0405



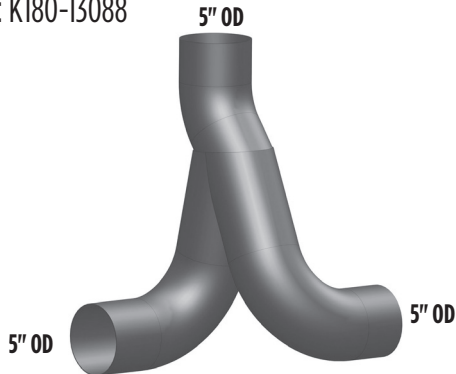
PART NO. KW-6542-0335

- Compares to: M66-6542-0335



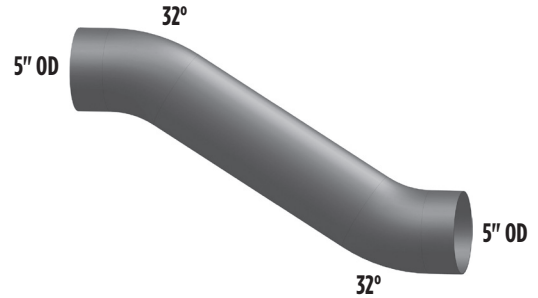
PART NO. KW-13088

• Compares to: K180-13088



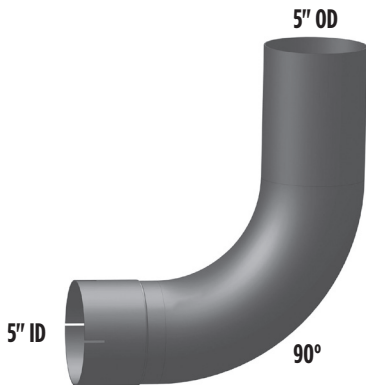
PART NO. KW-6326

• Compares to: K180-6326



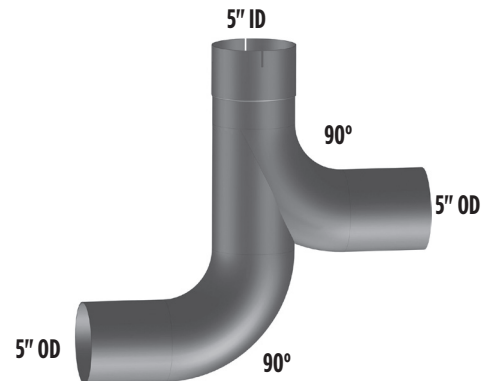
PART NO. KW-8047

• Compares to: K180-8047



PART NO. KW-12975

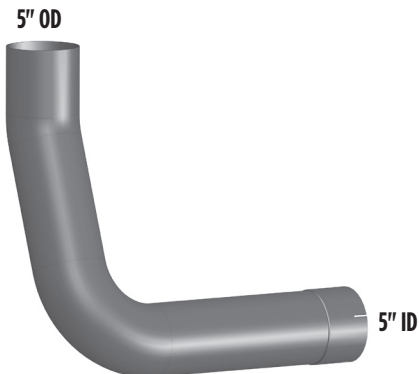
• Compares to: K180-12975



PART NO. KW-10742LC

• Compares to: K180-10742CP

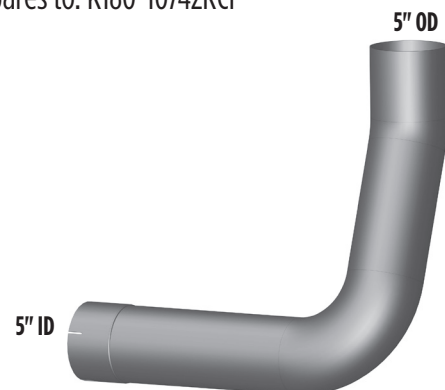
CHROME



PART NO. KW-10742RC

• Compares to: K180-10742RCP

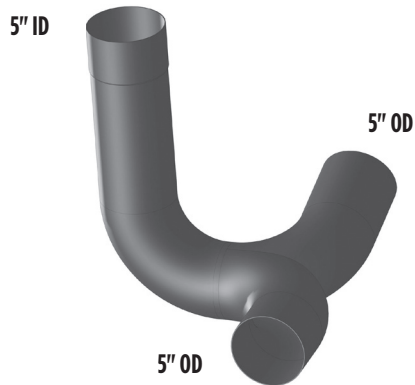
CHROME



KENWORTH HEAVY DUTY TRUCKS


PART NO. KW-5AEY

- Early single muffler
- Compares to: KW-5AEY2M for early single muffler




PART NO. KW-1876

- Compares to: M66-1876



PART NO. KW-14765

- Compares to: K180-14765




PART NO. KW-15350-1

- Compares to: K180-15350-1



PART NO. KW-17876

- Compares to: K180-17876



PART NO. KW-17876C

- Compares to: K180-17876CP

CHROME



PART NO. KW-19286C

• Compares to: K180-19286CP

CHROME



PART NO. KW-19286A

• Compares to: K180-19286




PART NO. KW-19291-1430

• Compares to: K180-19291-1430




PART NO. M-922

• Compares to: M-922
• Specs in Muffler Page



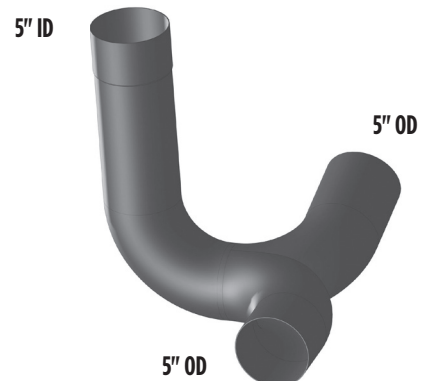
PART NO. KW-1637-10

• Compares to: K180-1637-10



PART NO. KW-5AEY2M

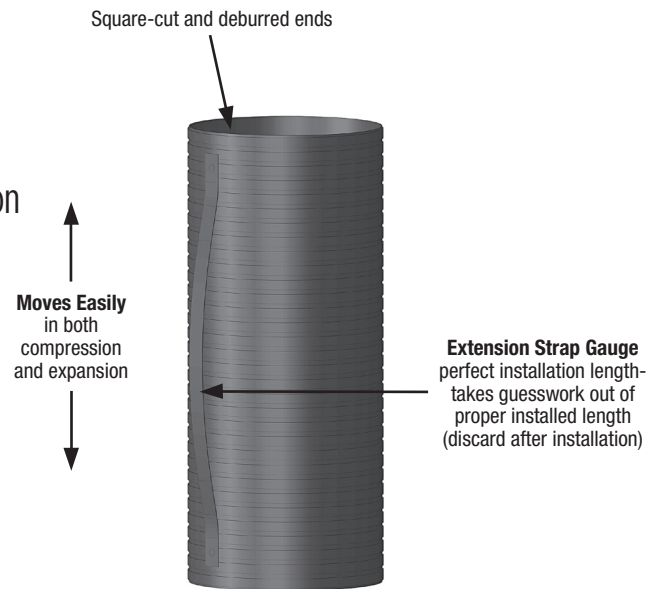
• Compares to: KW-5AEY
• later Dual Muffler Applications



PACCAR OE Replacement Stainless Flex

- 304 Stainless Steel Construction
- Moves easily in both compression and expansion
- Torsional Movement (twists)
- Double wall construction is virtually leak-free & low emission
- In-between lengths to fit any flex application
- Eliminates cutting
- Easy installation
- Individually boxed with installation instructions
- Longer life than other flex types

PART NO.	COMPARES TO		LENGTH
	PACLAR NO.	DIA.	
WFF-512	K180-1637-12	5"	12"
WFF-515	K180-1637-15	5"	15"
WFF-518	K180-1637-18	5"	18"
WFF-521	K180-1637-21	5"	21"
WFF-524	K180-1637-24	5"	24"

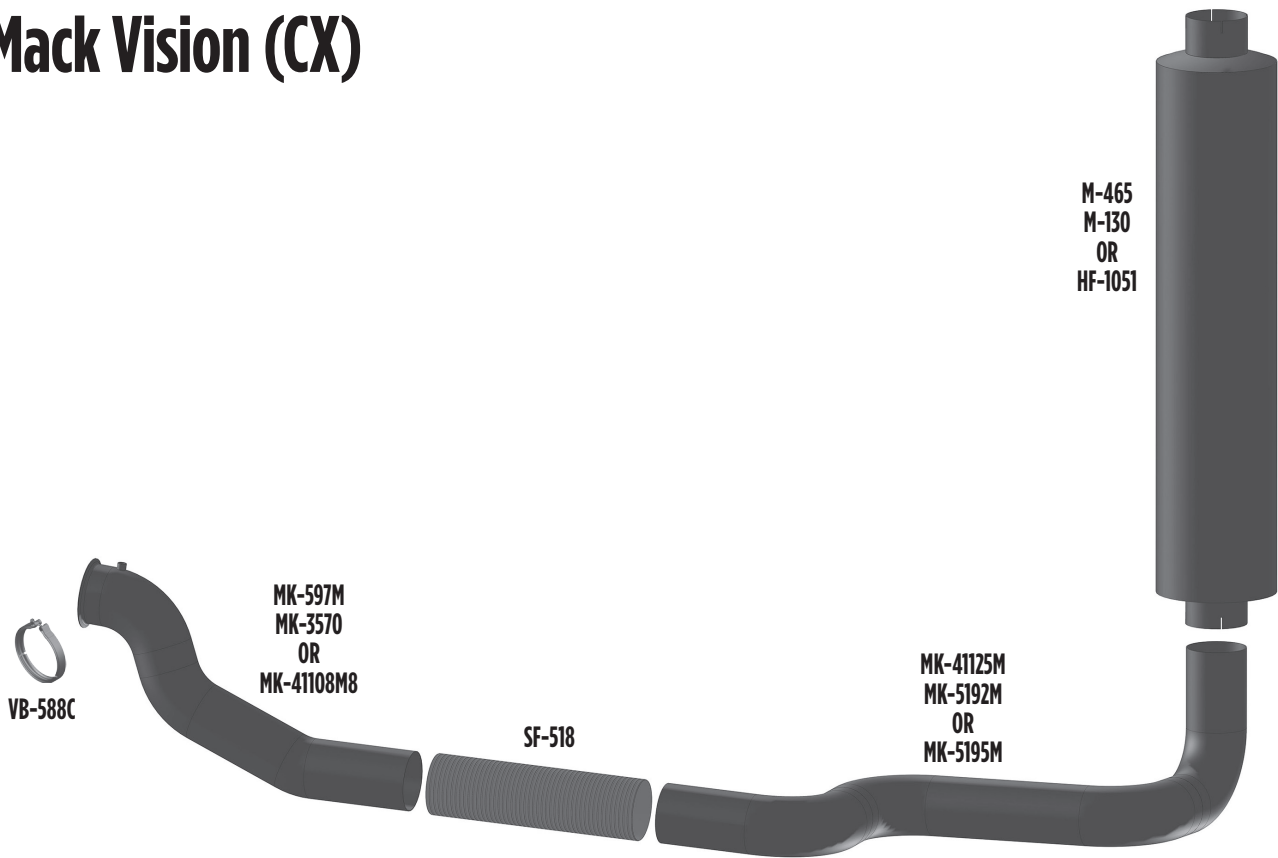


TYPE SSS (33% THICKER)
• SPECIAL INTERLOCKED PROFILE •

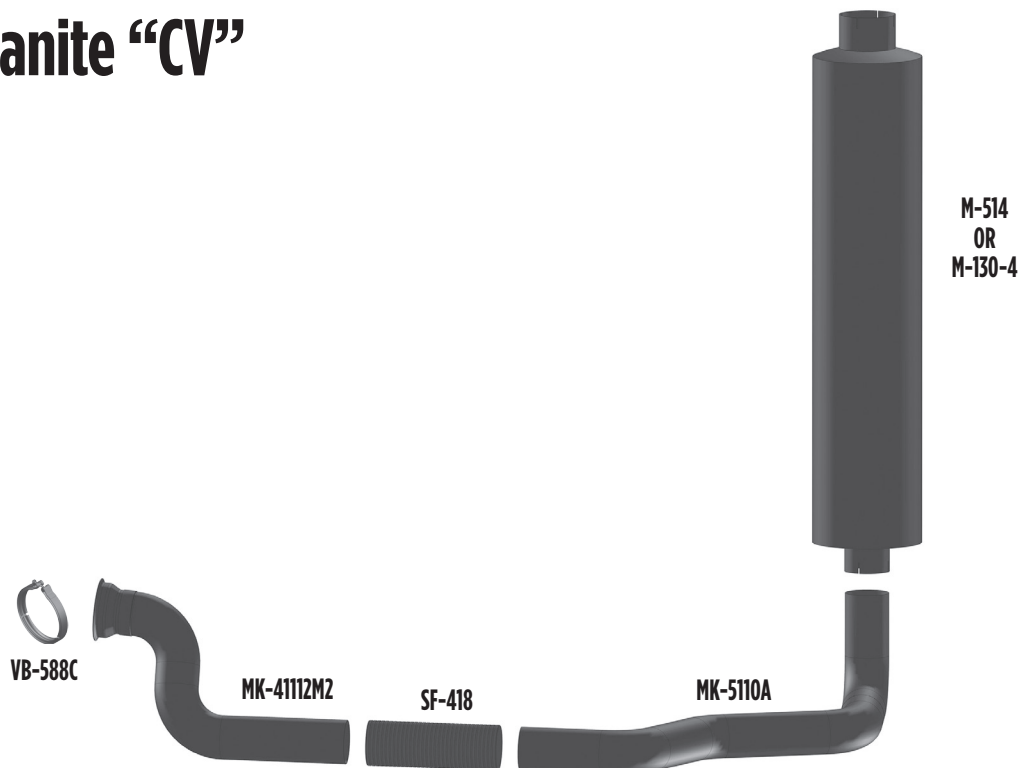


(Conventional Interlocked Profile)

Mack Vision (CX)




Mack Granite "CV"



PART NO. MK-41112M2

- Compares to: 4ME-41112M2



PART NO. MK-5110A

- Compares to: 4ME-5110A



PART NO. MK-597M

- Compares to: 4ME-597M



PART NO. MK-3570

- Compares to: 25173570 Rev B (old # 4ME-41104M4)



PART NO. MK-41108M8

- Compares to: 4ME-41108M8 Rev D




PART NO. MK-41125M

- Compares to: 4ME-41125M



PART NO. MK-5192M

- Compares to: 4ME-5192M

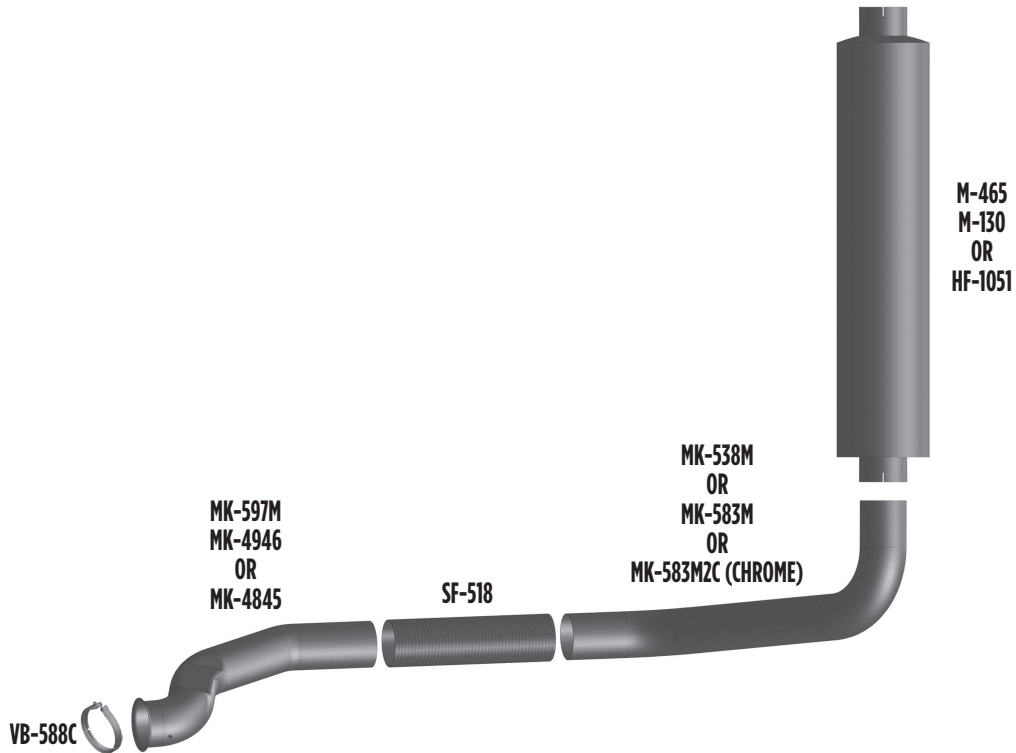


PART NO. MK-5195M

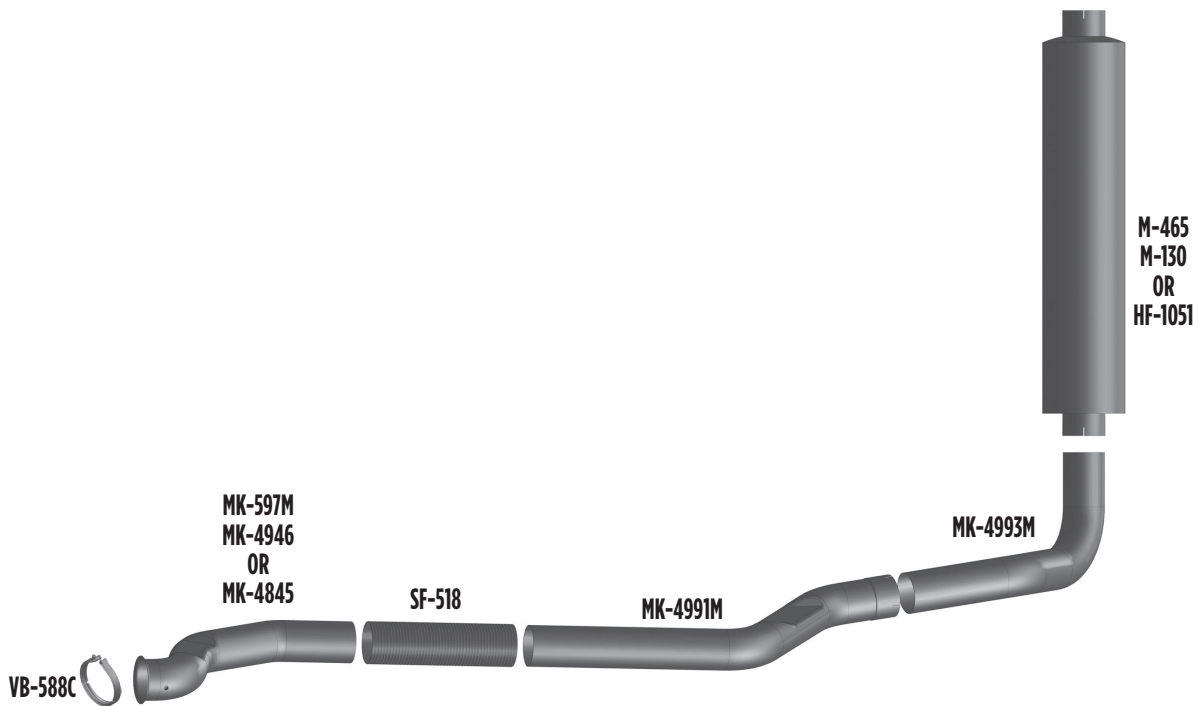
- Compares to: 4ME-5195M



Mack CH & CL Daycab Model Replacement Layout



Mack CH & CL Sleeper Model Replacement Layout



PART NO. MK-597M

- Compares to: 4ME-597M



PART NO. MK-4946

- Compares to: 4ME-4946



PART NO. MK-4845

- Compares to: 4ME-4845



PART NO. MK-583M

- Compares to: MK-583M



PART NO. MK-583M2C

- Compares to: 4ME-583M2C

CHROME



PART NO. MK-538M

- Compares to: 4ME-538M




PART NO. MK-4991M

- Compares to: 4ME-4991M

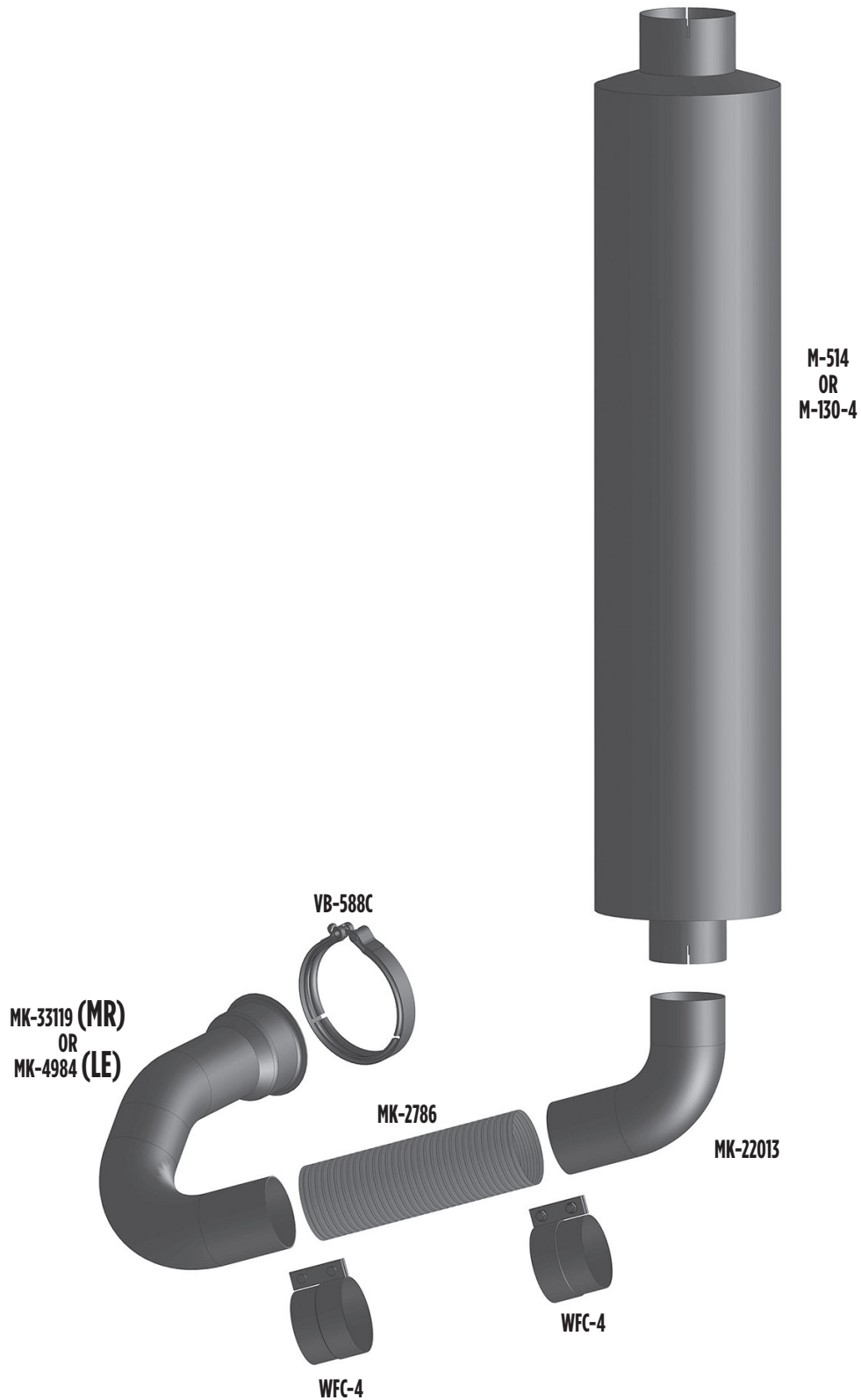


PART NO. MK-4993M

- Compares to: 4ME-4993M



Mack MR & LE Model Replacement Layout




PART NO. MK-4984 (MR)

- Compares to: 4ME-4984



PART NO. MK-2786

- Compares to: 4ME-2786




PART NO. MK-22013

- Compares to: 4ME-22013

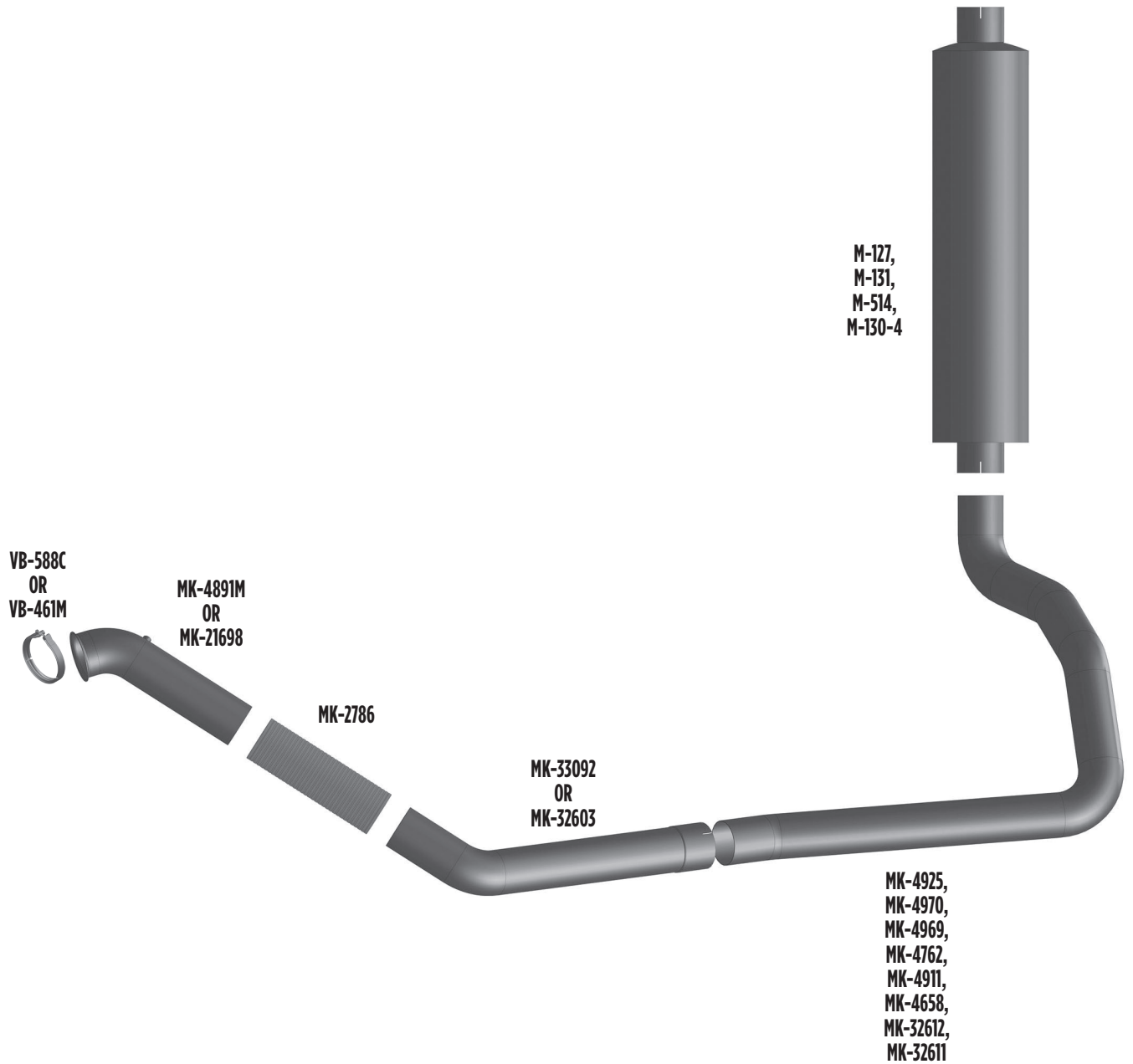


PART NO. MK-33119 (LE)

- Compares to: 4ME-33119




Mack R & RD Model Layout




PART NO. MK-4891M

- Compares to: 4ME-4891M




PART NO. MK-21698

- Compares to: 4ME-21698




PART NO. MK-2786

- Compares to: 4ME-2786



PART NO. MK-33092

- Compares to: 4ME-33092



PART NO. MK-32603

- Compares to: 4ME-32603



PART NO. MK-4925

- Compares to: 4ME-4925



PART NO. MK-4926

• Compares to: 4ME-4926



PART NO. MK-4970

• Compares to: 4ME-4970



PART NO. MK-4969

• Compares to: 4ME-4969



PART NO. MK-4762

• Compares to: 4ME-4762




PART NO. MK-4911

• Compares to: 4ME-4911



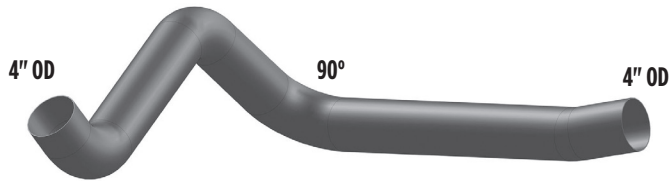
PART NO. MK-4658

• Compares to: 4ME-4658

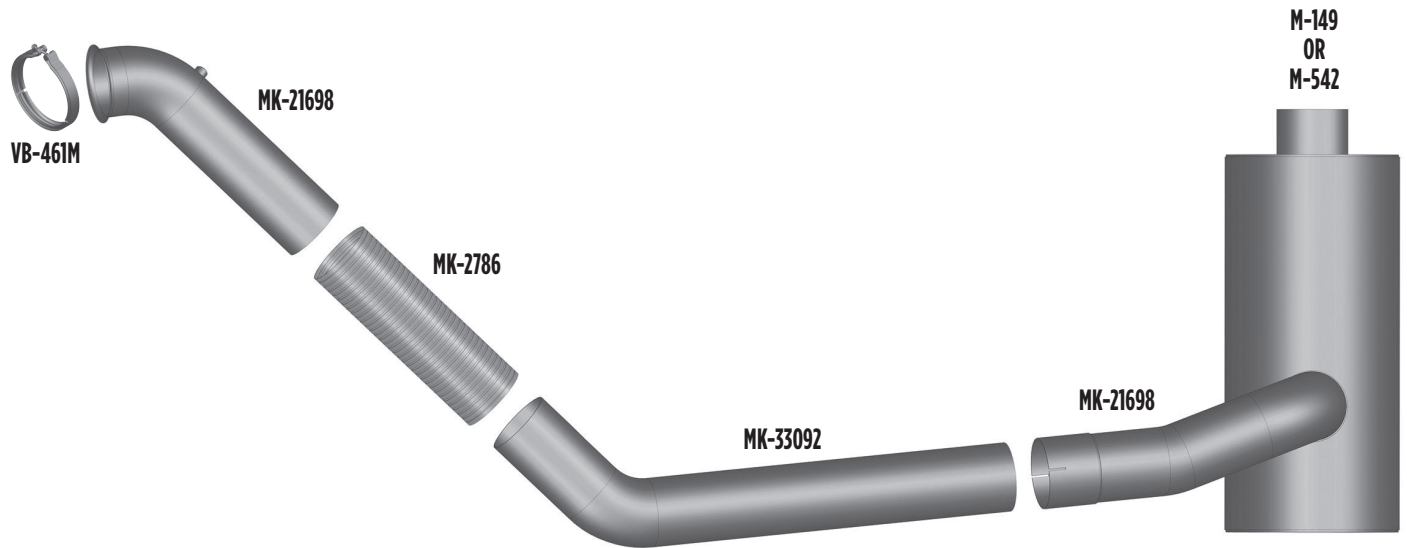


PART NO. MK-32612

- Compares to: 4ME-32612



Mack DM Model Replacement Layout




PART NO. MK-4947M

- Compares to: 4ME-4947M




PART NO. MK-4959M

- Compares to: 4ME-4959M




PART NO. MK-2991P17

- Compares to: 4ME-2991P17




PART NO. MK-21598

- Compares to: 4ME-21598



PART NO. MK-21781

- Compares to: 4ME-21781




PART NO. MK-21783P4

- Compares to: 4ME-21783P4




PART NO. MK-22022M

- Compares to: 4ME-22022M




PART NO. MK-32611

- Compares to: 4ME-32611




PART NO. MK-21698

- Compares to: 4ME-21698



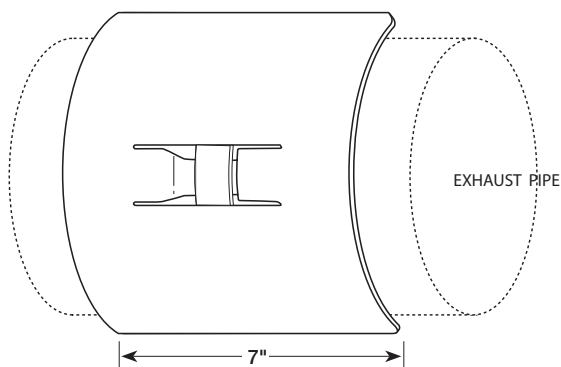
PART NO. M-149 & M-542

- Specs in Muffler Page

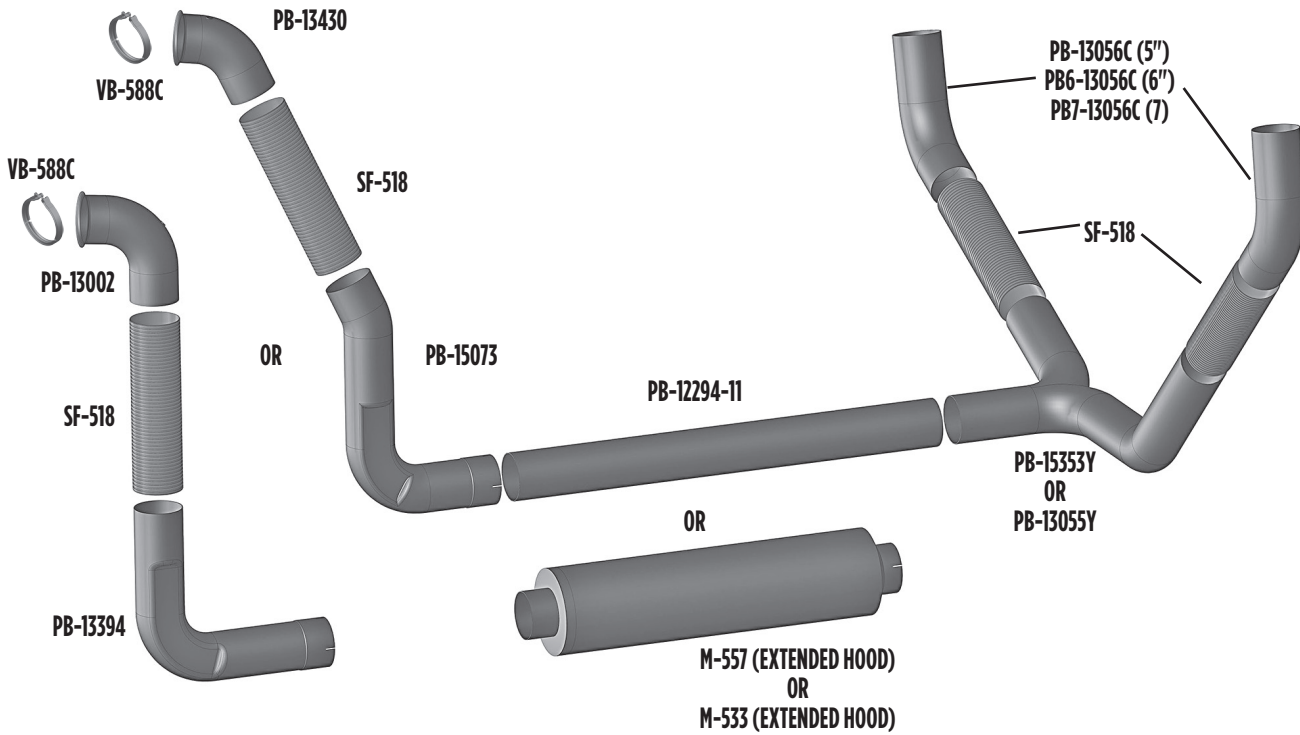


PART NO. UHS (MACK HEAT SHIELD)

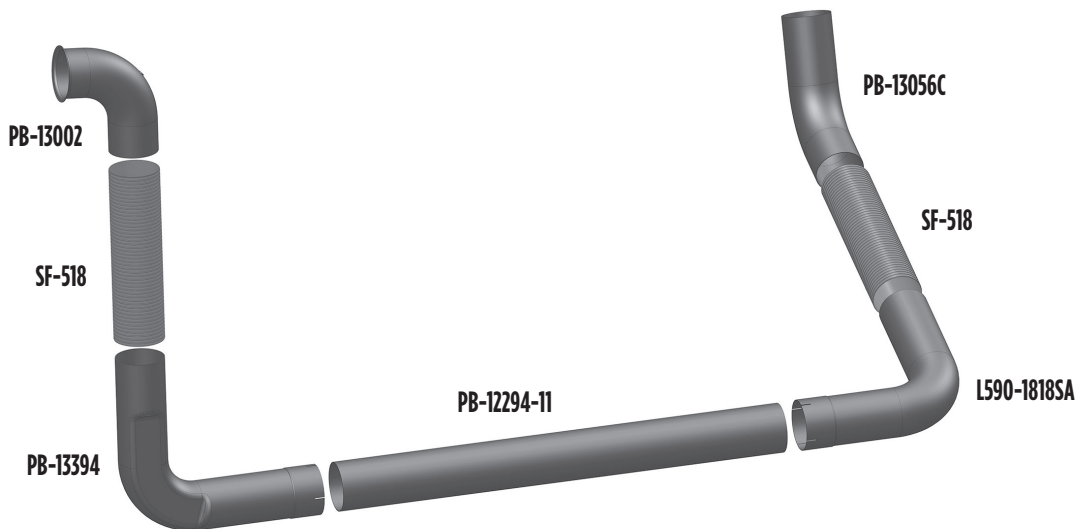
- Compares to: 13ME-3246M



Peterbilt 379 Dual Exhaust



For Single Right Side Exhaust



PART NO. PB-15329

• Compares to: 14-15329




PART NO. PB-13430

• Compares to: 14-13430



PART NO. PB-13002

• Compares to: 14-13002



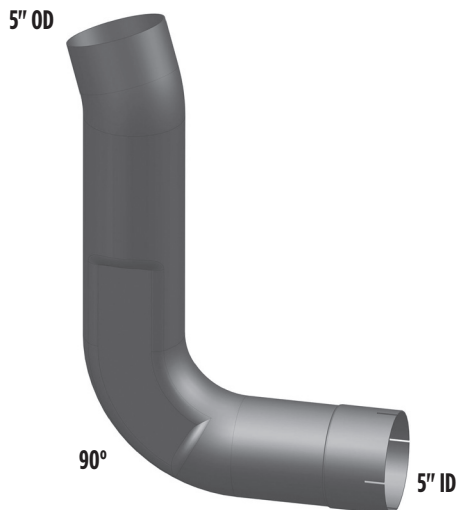
PART NO. PB-13822

• Compares to: 14-13822



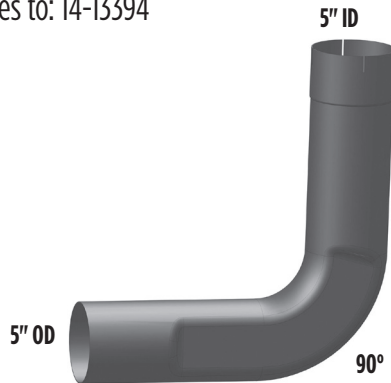
PART NO. PB-15073

• Compares to: 14-15073




PART NO. PB-13394

• Compares to: 14-13394




PART NO. PB-13395

• Compares to: 14-13395



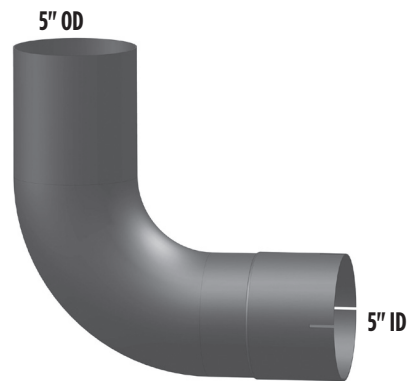
PART NO. PB-09456

• Compares to: 14-09456



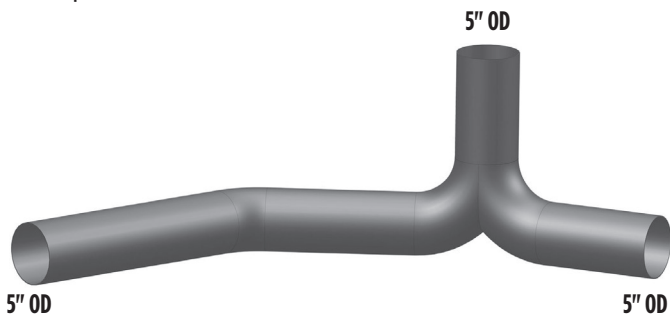
PART NO. PB-13433

• Compares to: 14-13433




PART NO. PB-15353Y

• Compares to: 14-15353



PART NO. PB-13055Y

• Compares to: 14-13055



PART NO. PB-13056

• Compares to: 14-13056



PART NO. PB-13056C

• Compares to: 14-13056CP


CHROME



PART NO. PB6-13056C

• Compares to: 14-13056CP

CHROME



PART NO. PB7-13056C

• Compares to: 14-13056CP

CHROME



PART NO. PB6-13056CID

• Compares to: 14-13056CP

CHROME



PART NO. PB7-13056CID

• Compares to: 14-13056CP

CHROME



PART NO. PB-13906LC

- Compares to: 14-13906CP

CHROME



PART NO. PB-13906RC

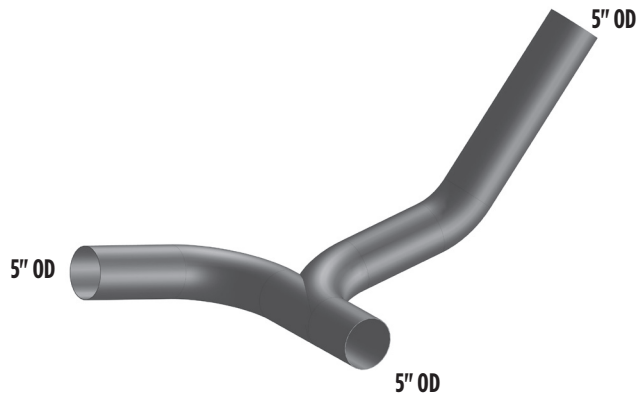
- Compares to: 14-13906RCP

CHROME



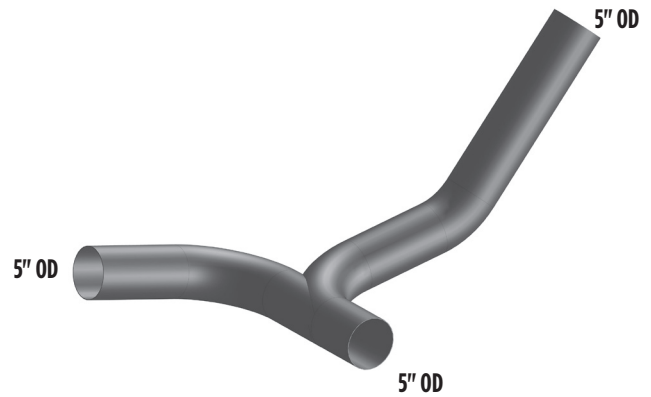
PART NO. PB-14046-0150

- Compares to: 14-14046-0150



PART NO. PB-14579-0150

- Compares to: 14-14579-0150



PART NO. PB-12294-11

- Compares to: 14-12294-1175
- 46.375" Length



PART NO. PB-14186S

- Compares to: 14-14186
- Polished 304 Stainless Steel



PART NO. PB-12998S

- Compares to: 14-12998
- Polished 304 Stainless Steel



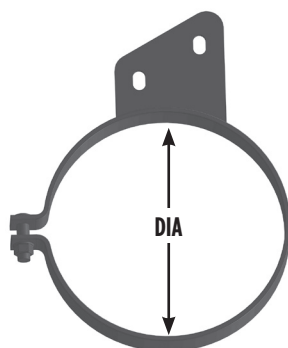
OFFSET STACK MOUNTING BRACKETS

- Polished Stainless Steel

Bolts directly onto factory cab brackets

DIA.	POLISHED STAINLESS PART NO.
5"	OS-5PBS
6"	OS-6PBS
7"	OS-7PBS

May be used on unibilts or where you want to move the stack 2"

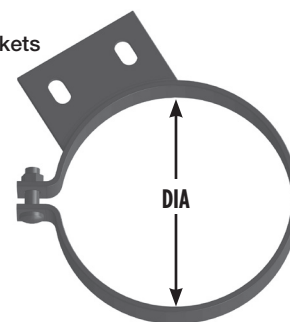


STACK MOUNTING BRACKETS

- Polished Stainless Steel

Bolts directly onto factory cab brackets


DIA.	POLISHED STAINLESS PART NO.
5"	MB-5PBS
6"	MB-6PBS
7"	MB-7PBS



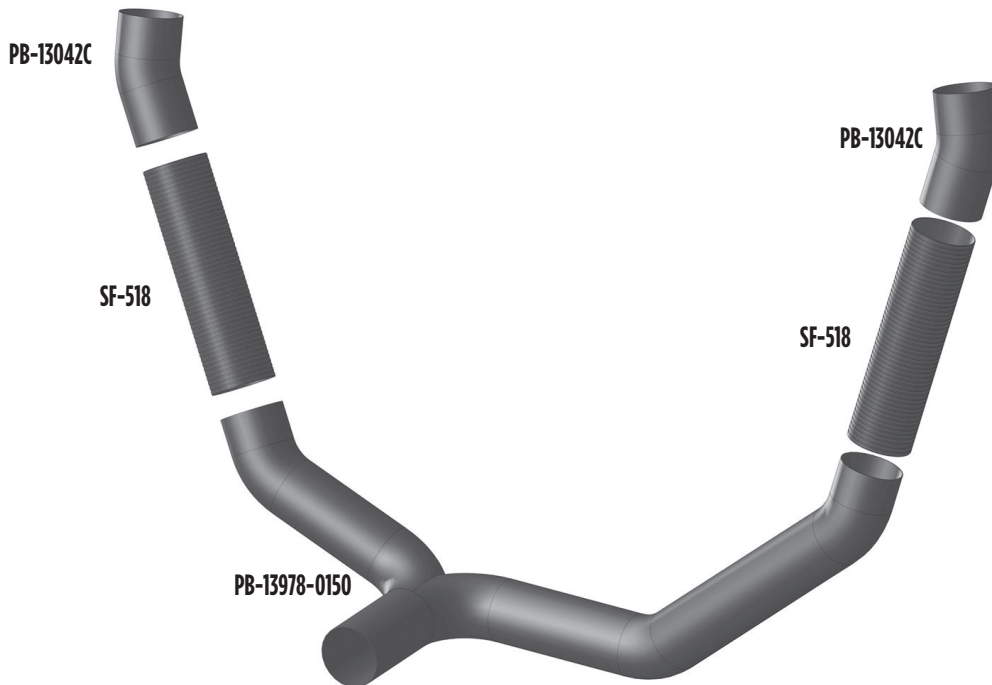
Fits 359 & 379 models thru '93

PART NO. PB-14656U

- Compares to: 14-14656
- Polyurethane not Rubber



Peterbilt 379 Daycab (fits Daycab with mufflers behind the cab)




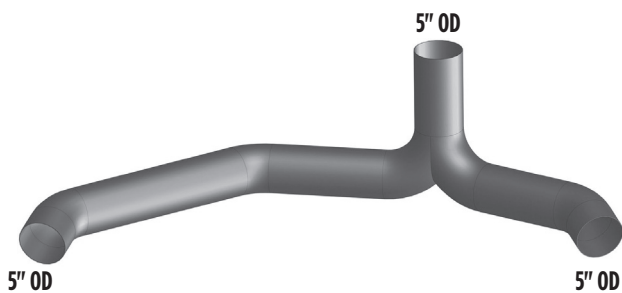
PART NO. PB-13978-0150

- Compares to: 14-13978-0150

PART NO. PB-13042C


- Compares to: 14-13042CP

CHROME



Peterbilt 379 Retro Fit

Get the "Retro" look out of your newer modern truck. Direct bolt on, **No Cutting or Drilling!** Large Radius Chrome 90° elbows follow the radius of the fuel tanks.



This does NOT have stacks or cab mounting brackets, order separate.

Stacks or cab mounting brackets, order separately.

COMPLETE KIT PART NO.	DIA.
PRK-6	6"
PRK-7	7"


Kit comes complete with; chrome elbows, Y Pipe, Flex, Clamps, and Frame Brackets, to mount the Retro Kit **ONLY**.

* The top of the elbows will be 5" above the lower cab bracket. Please confirm stack length.


PART NO. PRKY-13944




PART NO. PRK-BRKT



PART NO. PRKF-616



PART NO. PRKF-716



PART NO. PRK-L690C

CHROME



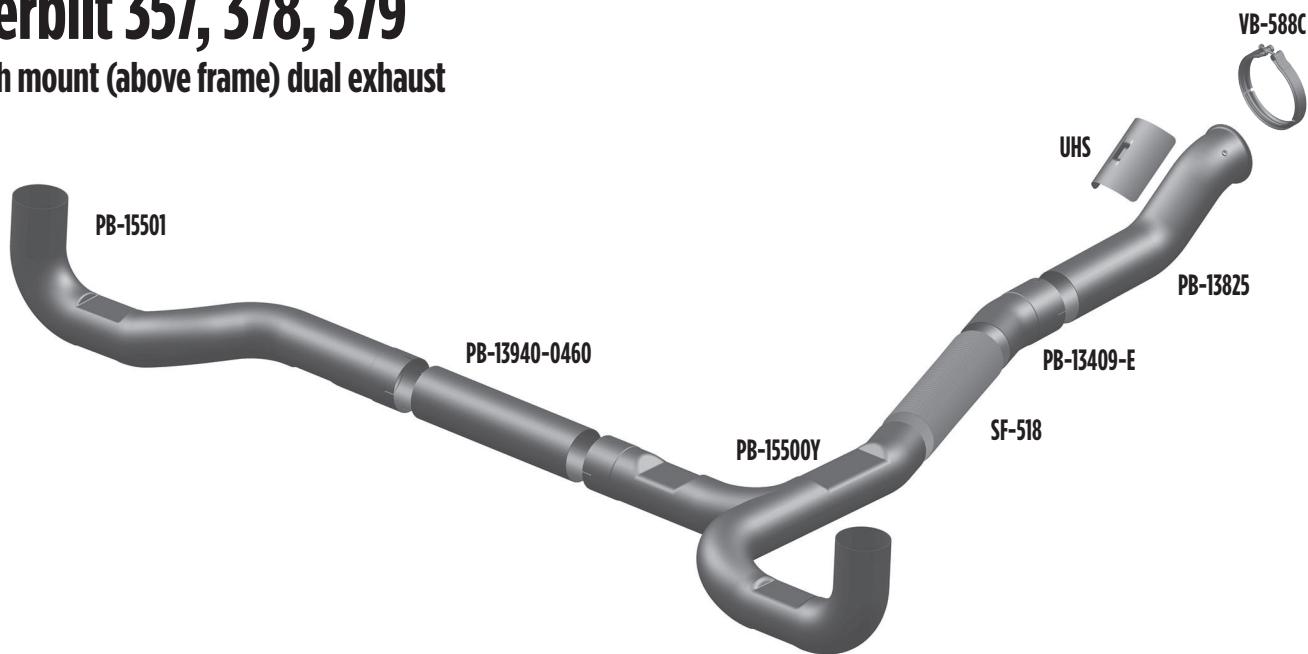
PART NO. PRK-L790C

CHROME



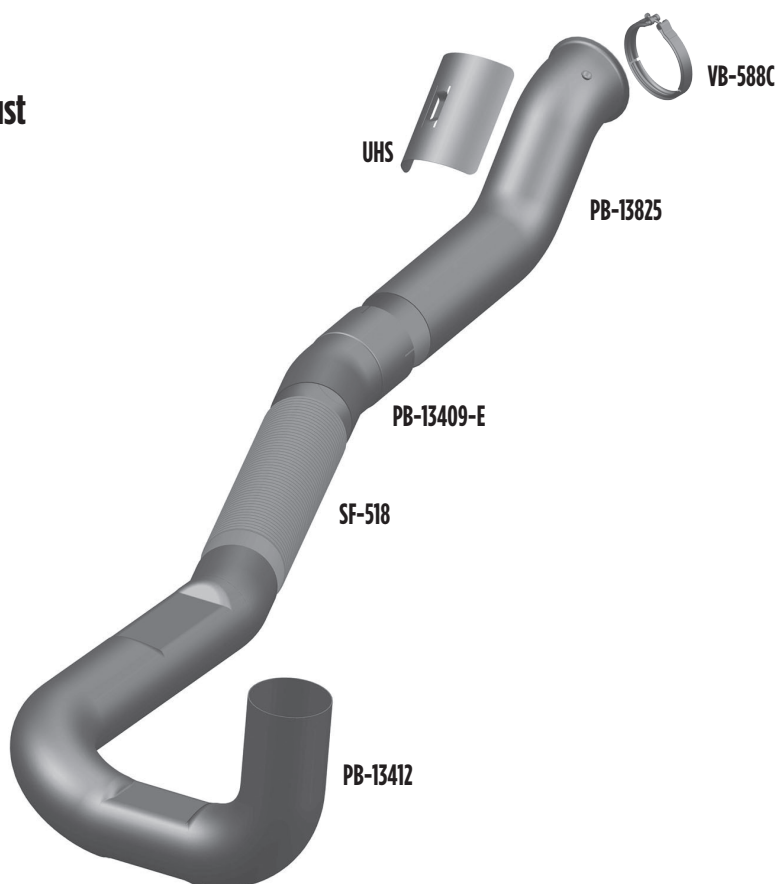
Peterbilt 357, 378, 379

w/ high mount (above frame) dual exhaust



Peterbilt 357, 378, 379

w/ high mount (above frame) single exhaust



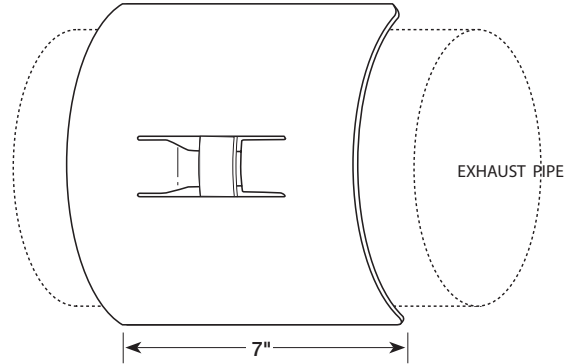
PART NO. PB-13825

- Compares to: 14-13825



PART NO. UHS (PETERBILT HEAT SHIELD)

- Compares to: 14-01661 & 05-19066-550




PART NO. PB-13409-E

- Compares to: 14-13409E




PART NO. PB-15500Y

- Compares to: 14-15500 & 14-13965




PART NO. PB-13412

- Compares to: 14-13412 & 14-15503




PART NO. PB-15501

- Compares to: 14-15501




PART NO. PB-13940-0460

- Compares to: 14-13940-0460
- 18" Length



PART NO. PB-15500Y-S4

- Compares to:
- 14ga 409 Aluminized Coated Stainless Steel



PART NO. PB-15501-S4

- Compares to:
- 14ga 409 Aluminized Coated Stainless Steel

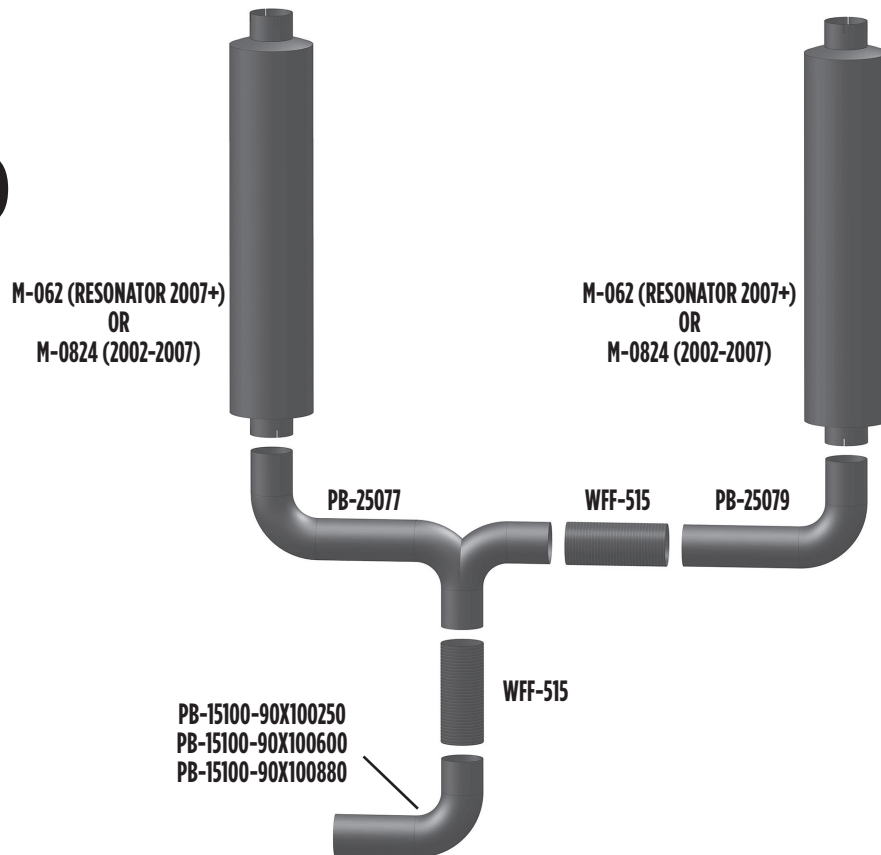


PART NO. PB-13412-S4

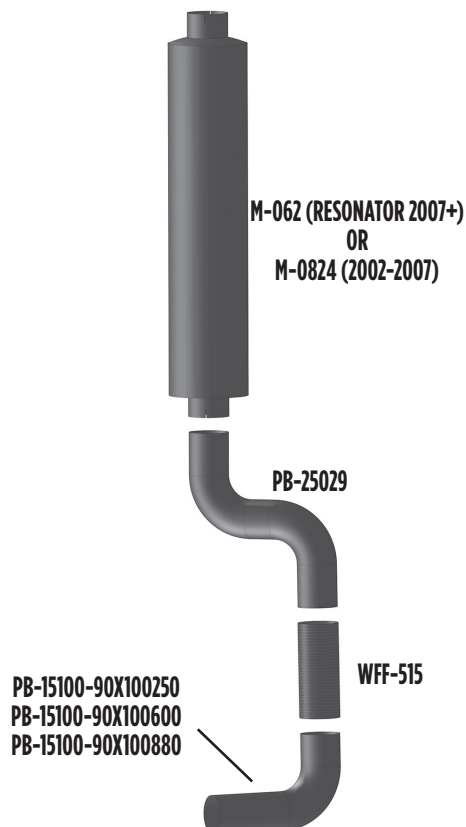
- Compares to:
- 14ga 409 Aluminized Coated Stainless Steel



Peterbilt 387 (dual exhaust)




Peterbilt 387 (single exhaust)




PART NO. PB-15100-90X100250

• Compares to: 14-15100-90X100250




PART NO. PB-15100-90X100600

• Compares to: 14-15100-90X100600



PART NO. PB-15100-90X100880

• Compares to: 14-15100-90X100880




PART NO. PB-25029

• Compares to: 14-25029




PART NO. PB-25077

• Compares to: 14-25077



PART NO. PB-25079

• Compares to: 14-25079



PART NO. M-062

- Compares to: M111026
- Specs in Muffler Section




PART NO. M-0824

- Compares to: M110824
- Specs in Muffler Section

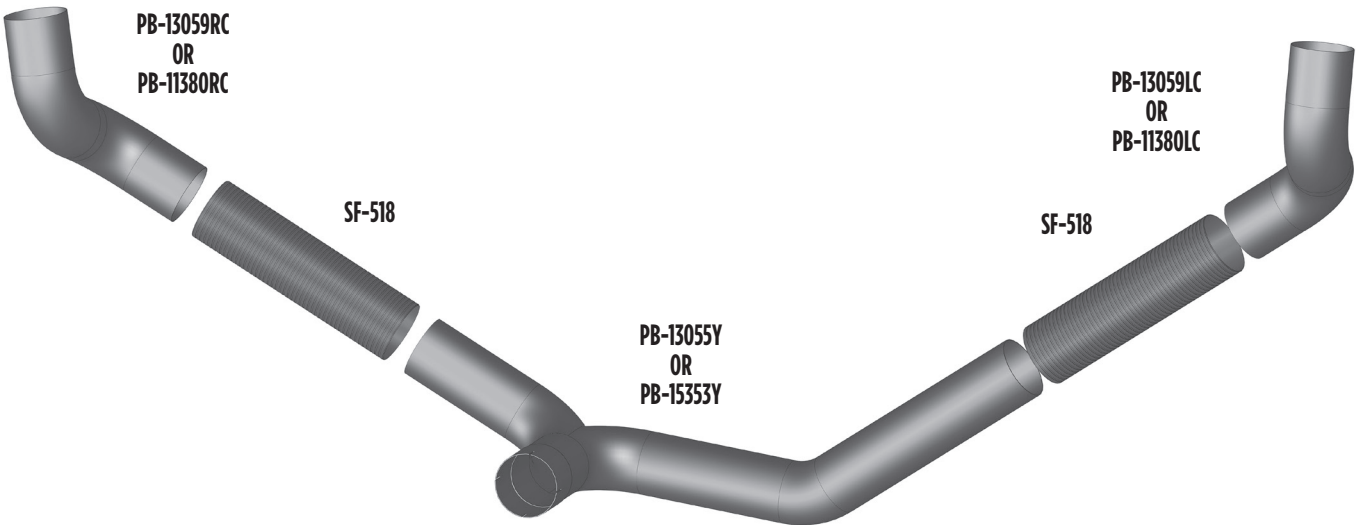


PART NO. WFF-515

- Compares to: 14-08044-014

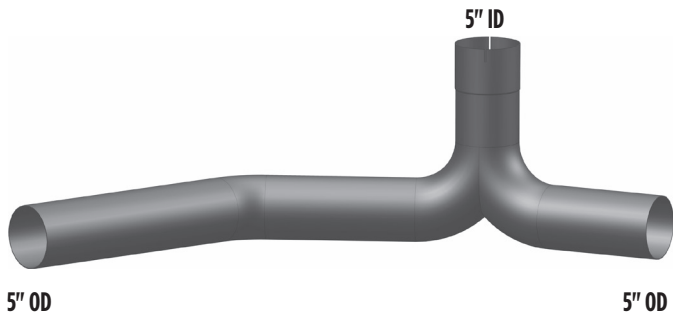


Peterbilt 377 Dual Exhaust



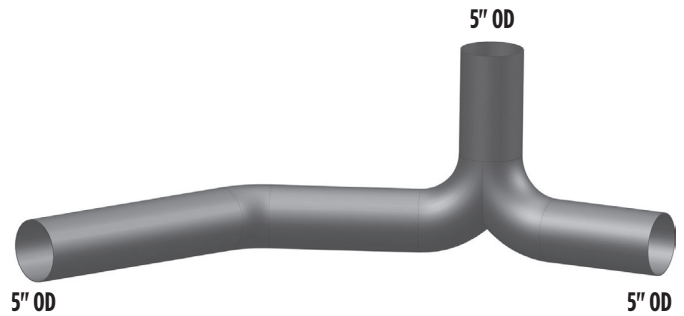
PART NO. PB-13055Y

• Compares to: 14-13055



PART NO. PB-15353Y


• Compares to: 14-15353



PART NO. PB-13059LC

• Compares to: 14-13059CP


CHROME



PART NO. PB-13059RC

• Compares to: 14-13059RCP

CHROME



PART NO. PB-11380LC

• Compares to: 14-11380CP


CHROME



PART NO. PB-11380RC

• Compares to: 14-11380RCP


CHROME



PART NO. PB6-13059LC

• Compares to: 14-13059CP


CHROME



PART NO. PB6-13059RC

• Compares to: 14-13059RCP


CHROME



PART NO. PB6-11380LC

• Compares to: 14-11380CP


CHROME



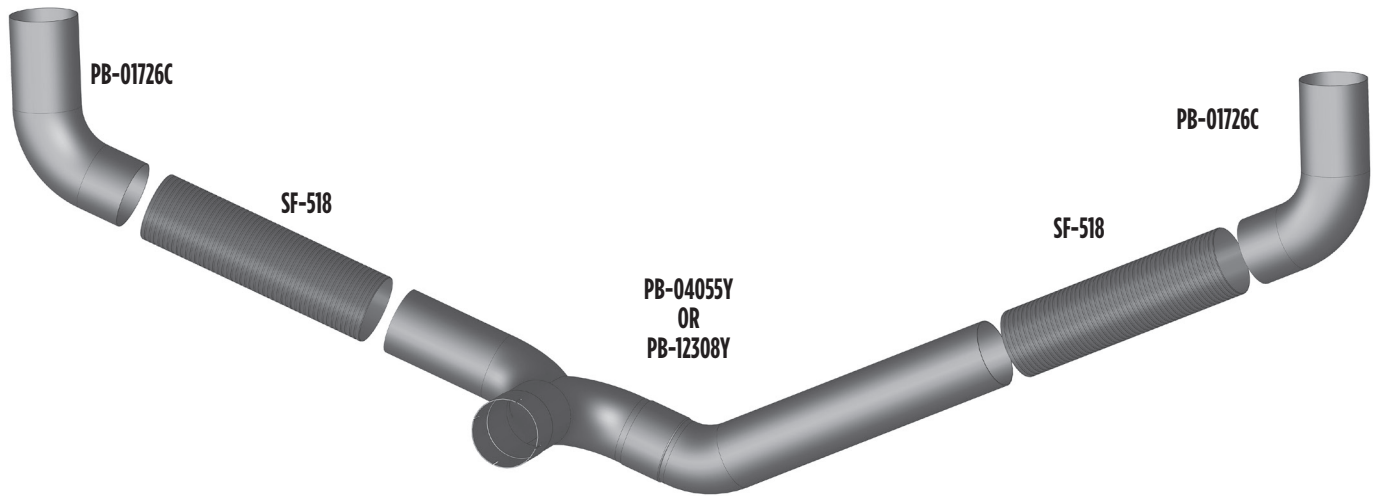
PART NO. PB6-11380RC

• Compares to: 14-11380RCP

CHROME




Peterbilt 359 Dual Exhaust




PART NO. PB-04055Y

• Compares to: 14-04055



PART NO. PB-12308Y

• Compares to: 14-12308Y



PART NO. PB-01726C

• Compares to: 14-01726CP


CHROME



PART NO. PB6-01726C

• Compares to: 14-01726CP

CHROME



PART NO. PB7-01726C

• Compares to: 14-01726CP

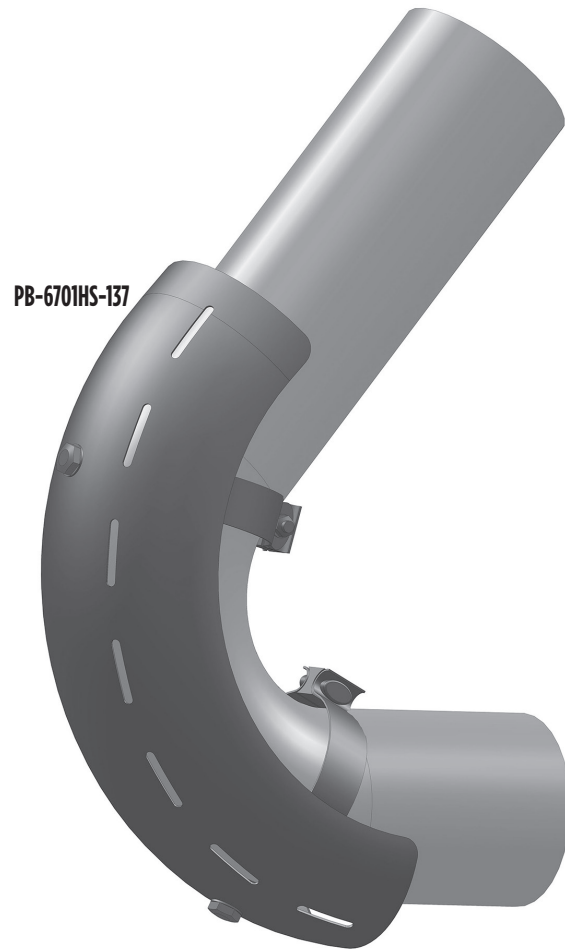
CHROME



Peterbilt 386 Heat Shield

PART NO. PB-6701HS-137

- Fits 386 Day Cab with single exhaust on RT side MX motor, with stack BEHIND cab.
- Bolts onto exhaust pipe part # M66-6701
- Protect people from hot exhaust pipe



PART NO. PB-1510-009


• Compares to: 14-15100-009



PART NO. PB-13042C


• Compares to: 14-13042CP

CHROME



PART NO. PB-13825

• Compares to: 14-13825



PART NO. PB-13409-E

• Compares to: 14-13409E



PART NO. PB-13845LC

• Compares to: 14-13845CP

CHROME



PART NO. PB-13845RC


• Compares to: 14-13845RCP

CHROME




PART NO. PBF-618

- Retro Kit



PART NO. PBF-718

- Retro Kit



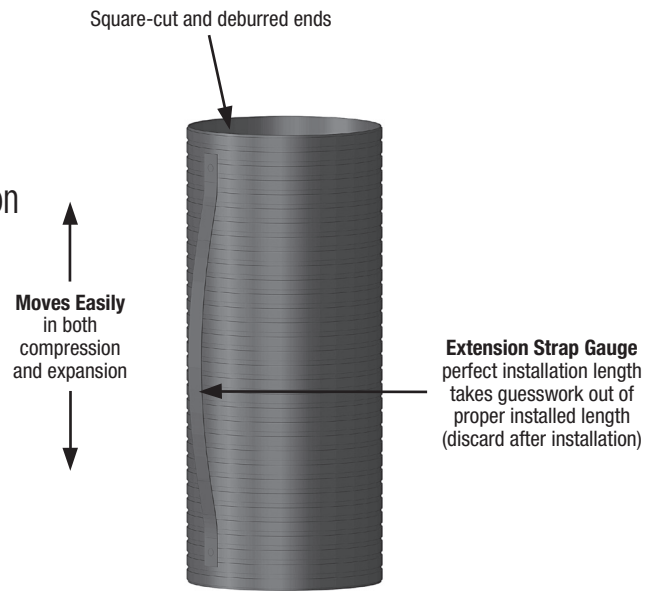
PART NO. PB-15502

- Compares to: 14-15502



PACCAR OE Replacement Stainless Flex

- 304 Stainless Steel Construction
- Moves easily in both compression and expansion
- Torsional Movement (twists)
- Double wall construction is virtually leak-free & low emission
- In-between lengths to fit any flex application
- Eliminates cutting
- Easy installation
- Individually boxed with installation instructions
- Longer life than other flex types



PART NO.	COMPARES TO		DIA.	LENGTH
	PART NO.	PACLAR NO.		
WFF-512	K180-1637-12		5"	12"
WFF-515	K180-1637-15		5"	15"
WFF-518	K180-1637-18		5"	18"
WFF-521	K180-1637-21		5"	21"
WFF-524	K180-1637-24		5"	24"

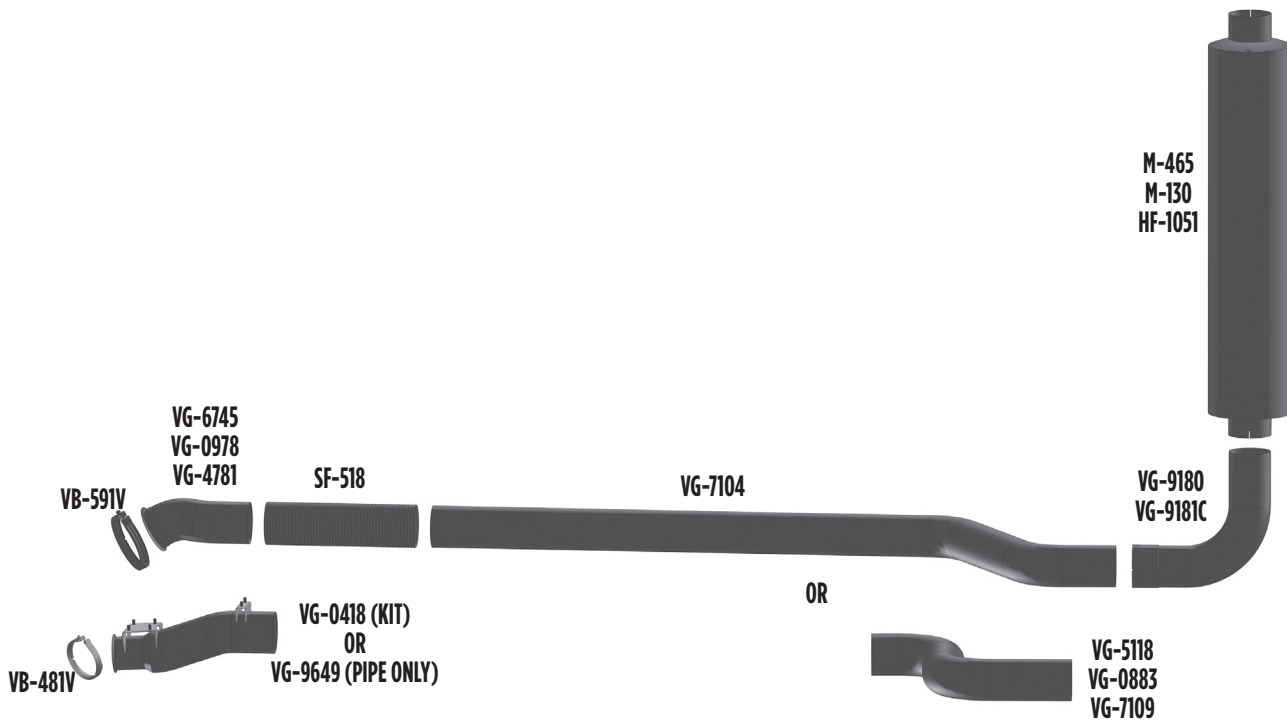


TYPE SSS (33% THICKER)
• SPECIAL INTERLOCKED PROFILE •

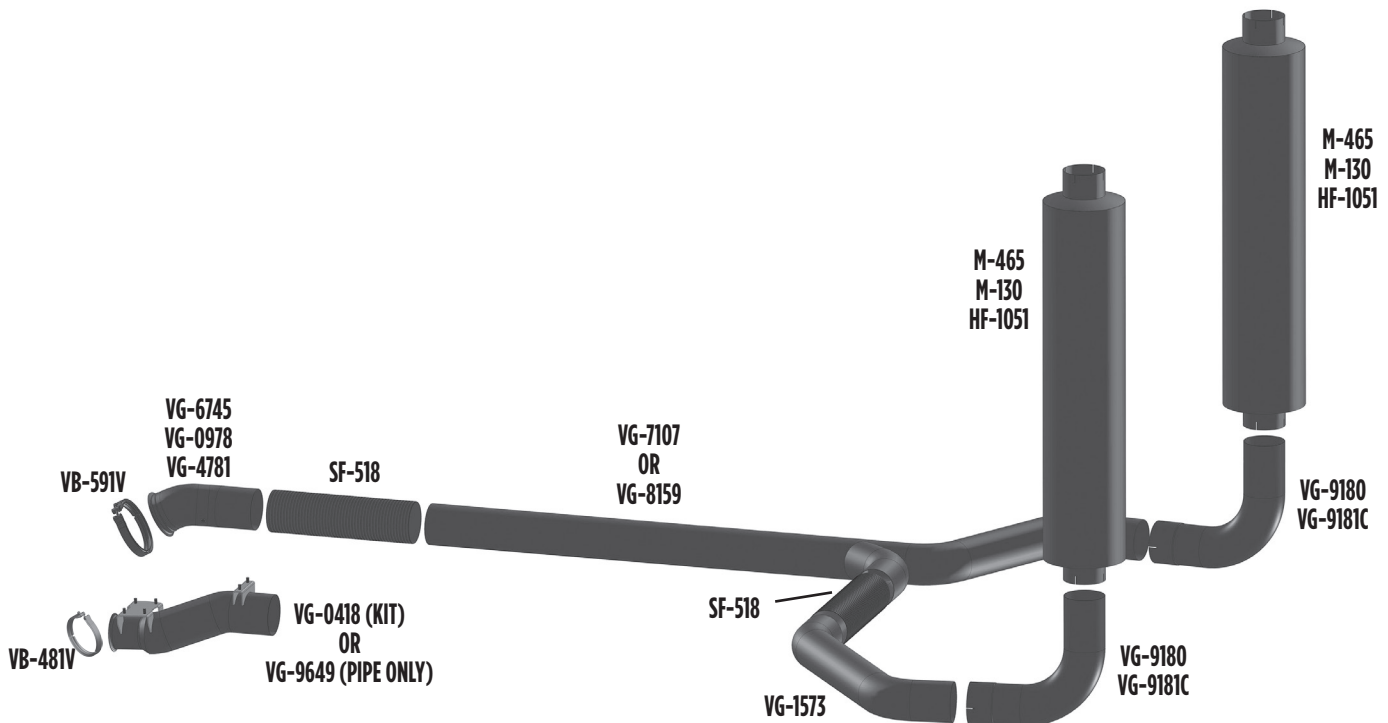


(Conventional Interlocked Profile)

Volvo VN & VNL Single Exhaust Layout




Volvo VN & VNL Dual Exhaust Layout




PART NO. VG-0418

- Compares to: 85110418
- Complete Kit (Pipe, Shield, Brackets)




PART NO. VG-9649

- Compares to: 20779649
- Pipe Only




PART NO. VG-3768

- Compares to: 20823768
- Shield Only




PART NO. VG-1573

- Compares to: 21131573




PART NO. VG-6745

- Compares to: 20446745



PART NO. VG-4781


- Compares to: 20554781



VOLVO HEAVY DUTY TRUCKS


PART NO. VG-7107

• Compares to: 20457107




PART NO. VG-8159

• Compares to: 8078159




PART NO. VG-0978

• Compares to: 8080978



PART NO. VG-8019

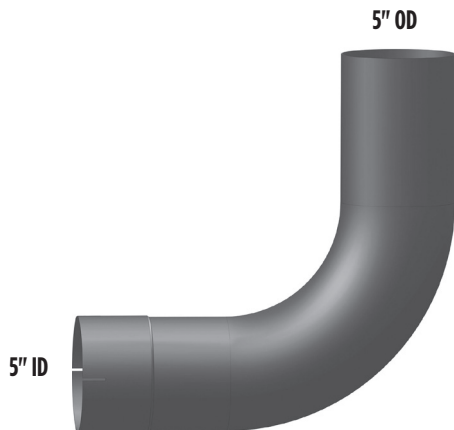
• Compares to: 8178019



PART NO. VG-9181C


• Compares to: 20489181

CHROME



PART NO. VG-9180

• Compares to: 20489180



PART NO. VB-481V

• Compares to: 21021852




PART NO. VB-591V

• Compares to: 21021850



PART NO. VG-7104

• Compares to: 20457104




PART NO. VG-7109

• Compares to: 20457109



PART NO. VG-0883

• Compares to: 8070883




PART NO. VG-5118

• Compares to: 8025118




PART NO. VG-8532

- Compares to: 21428532




PART NO. VG-8534

- Compares to: 21428534



PART NO. VG-1403

- Compares to: 21051403



PART NO. VB-588C

- use for Marmon Flange 5"


PART NO. VB-475C

- use for Marmon Flange 4"




PART NO. VG-3286

- Compares to: 23509-3286

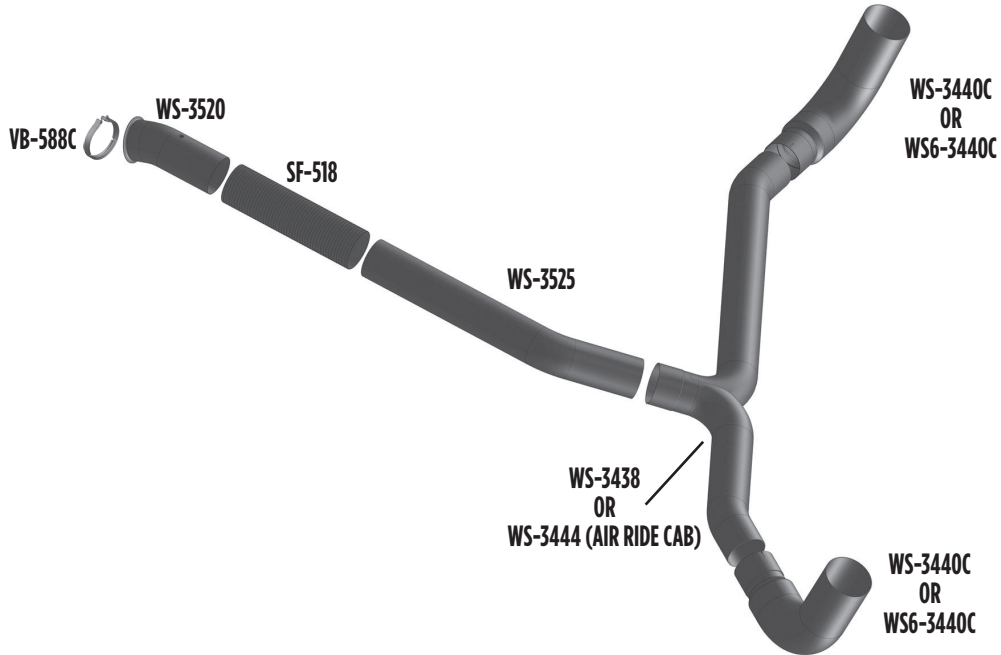


PART NO. VG-1845

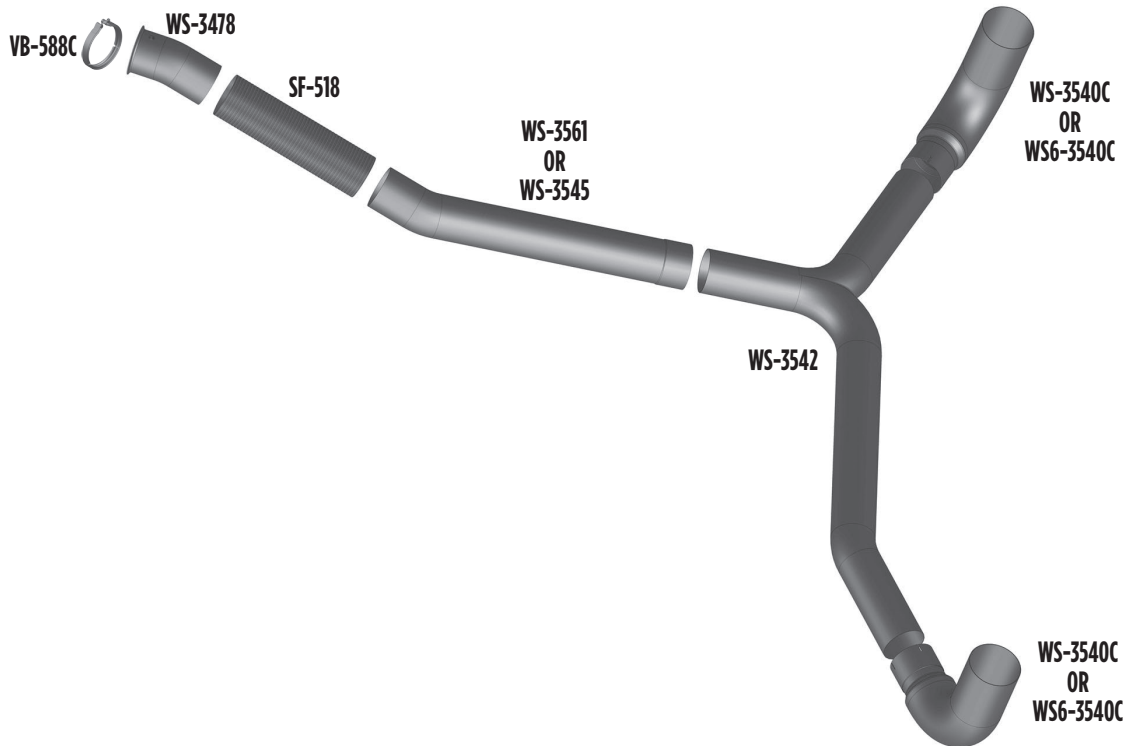
- Compares to: 8071845



Western Star Heritage Model



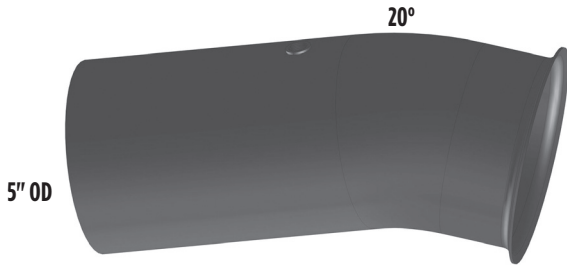
Western Star Constellation Model



WESTERN STAR HEAVY DUTY TRUCKS

PART NO. WS-3520

- Compares to: 23517-3520




PART NO. WS-3525

- Compares to: 23517-3525



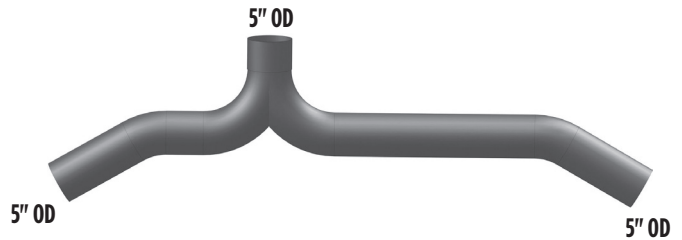
PART NO. WS-3438

- Compares to: 23527-3438
- Y Pipe



PART NO. WS-3444

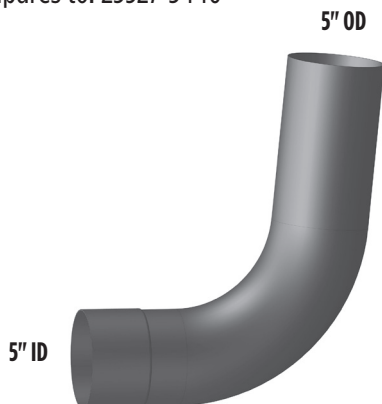
- Compares to: 23529-3444
- Y Pipe
- Air Ride Cab



PART NO. WS-3440C

- Compares to: 23527-3440
- 85°

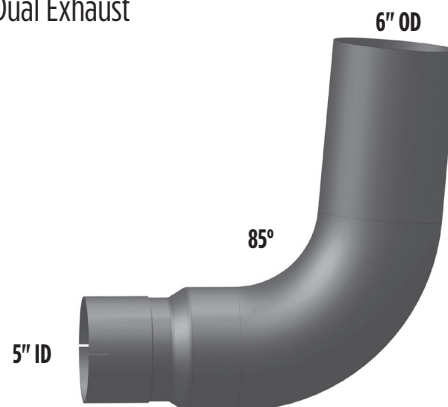
CHROME



PART NO. WS6-3440C


- 6" reduced to 5"
- For Dual Exhaust
- 85°

CHROME




PART NO. WS-3478

- Compares to: 23529-3478




PART NO. WS-3561

- Compares to: 23529-3561



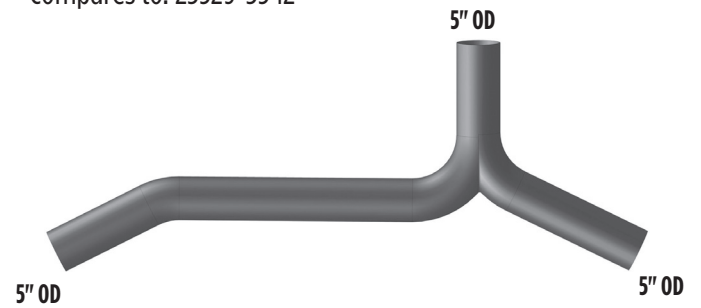
PART NO. WS-3545

- Compares to: 23529-3545



PART NO. WS-3542

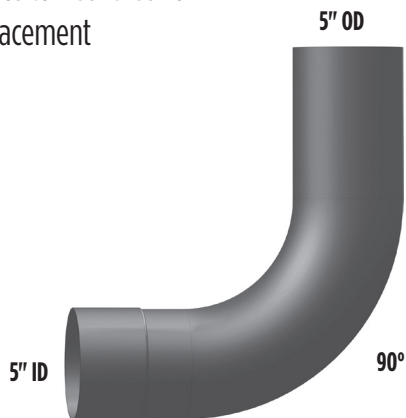
- Compares to: 23529-3542



PART NO. WS-3540C

- Compares to: 23529-3540
- OE Replacement
- 90°

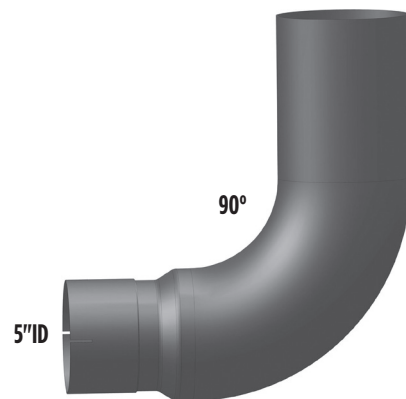
CHROME



PART NO. WS6-3540C

- 6" reduced to 5"

CHROME

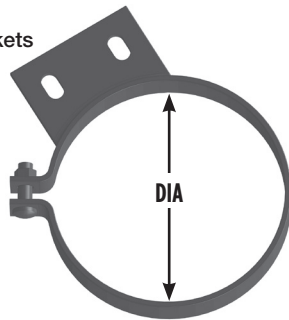


STACK MOUNTING BRACKETS

- Polished Stainless Steel

Bolts directly onto factory cab brackets

DIA.	POLISHED STAINLESS PART NO.
6"	MB-6WSS
7"	MB-7WSS



PART NO. MB-WS

- 5", 6" or 7" stack mounting bracket, bolt to cab and order MB-5PBS, MB-6PBS or MB-7PBS



MEDIUM DUTY SYSTEMS

**GRAND
ROCK**

CHEVROLET/GMC MEDIUM DUTY TRUCKS

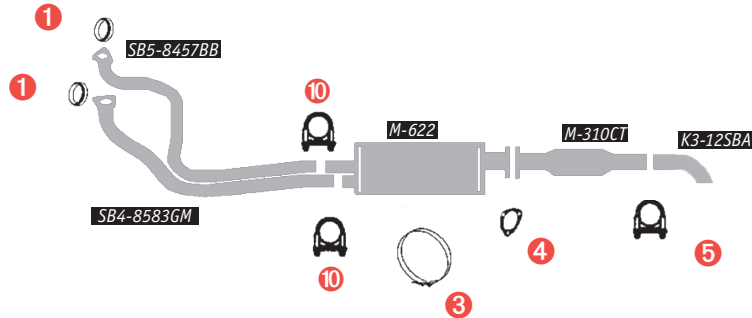
CLAMPS and HANGERS CHART

- | | | | | |
|------------|----------|----------|-----------|------------|
| 1 G-GM1 | 3 H-BBM1 | 5 R0-3 | 7 VB-461D | 9 H-BBM5 |
| 2 RB-275ZN | 4 G-BB2 | 6 RB-3ZN | 8 WFC-4 | 10 RB-25ZN |

Series 50, 60, 70, 5000, 6000, 7000

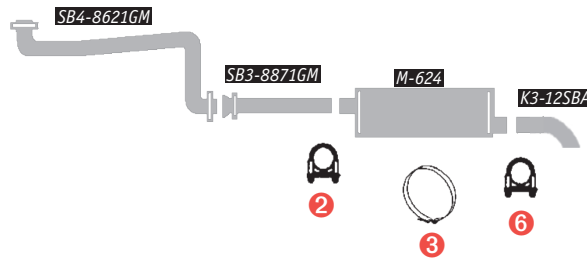
98-02 8 Cyl. C5D, C6D, C7D GMC Conventional Chassis w/ 454-502 Engine

CH100



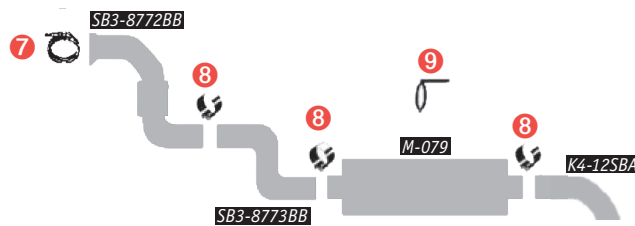
97-02 8 Cyl. C6D, C7D GMC Kodiak Topkick Chassis w/ 6.6L Turbo Diesel Engine

CH101



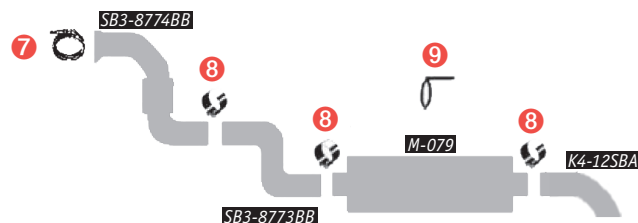
98-01 6 Cyl. C6D, C7D 3126 Cat., GMC Conventional Chassis, Turbo Diesel Engine

CH102



94-98 6 Cyl. C6D, C7D 3116 Cat., GMC Conventional Chassis, Turbo Diesel Engine

CH103



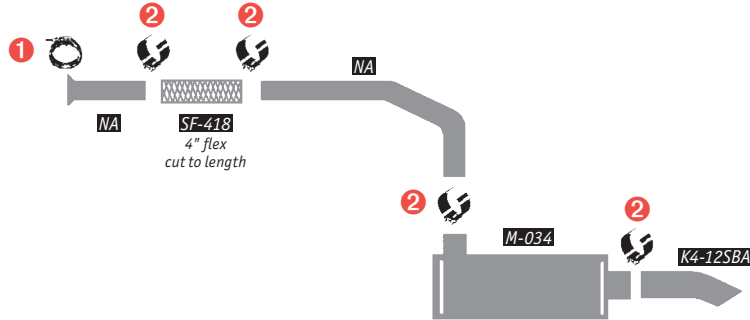
CLAMPS and HANGERS CHART

- | | |
|-----------|---------|
| 1 VB-461D | 3 G-BB1 |
| 2 WFC-4 | 4 WFC-3 |

Series 50, 60, 70, 5000, 6000, 7000

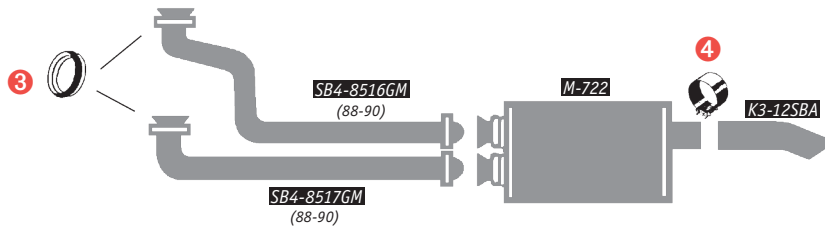
90-00 6 Cyl C7H, C6H w/ 3116 CAT.(6.6L) Turbo Diesel Engine

CH104



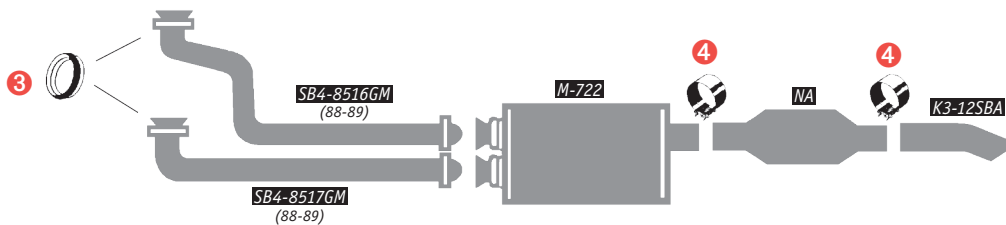
88-95 8 Cyl. C6D, C7D, w/ 366 C.I.D.(6.0L), 427 C.I.D.(7.0L) T.B.I. Engine; Ball & Socket Joint without Converter

CH105



88-95 8 Cyl. HIGH TEMPERATURE EXHAUST SYSTEM C6D, C6H, C7D, C7H; 366, 427 (C7D) T.B.I. Engine; With Converter; Ball & Socket Joint

CH106

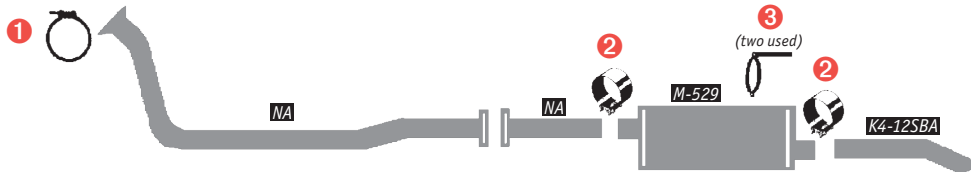


CLAMPS and HANGERS CHART

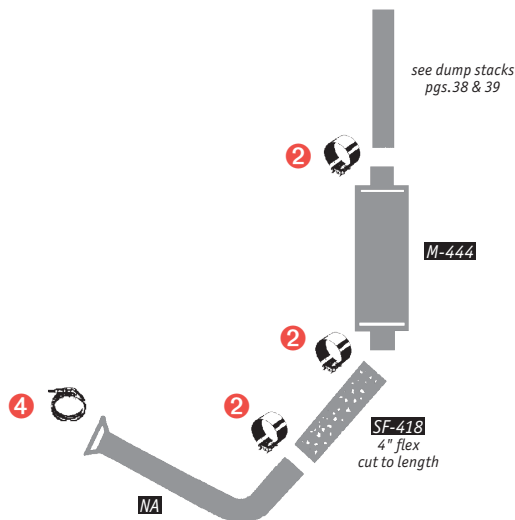
- | | |
|-----------|-----------|
| 1 VB-419F | 3 RMH-11 |
| 2 WFC-4 | 4 VB-321C |

Series C600, C700, C750, C800

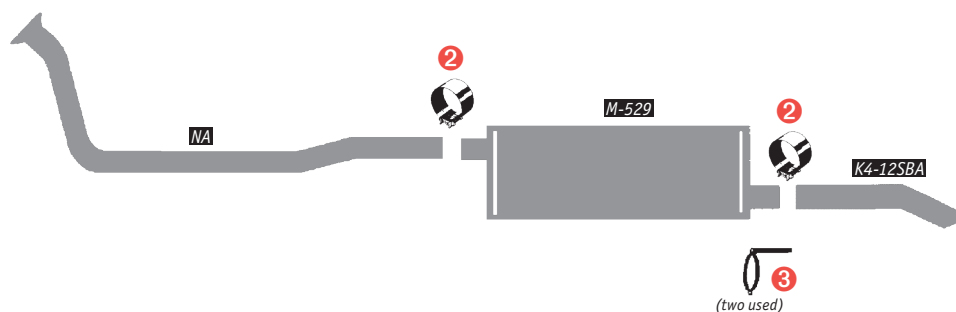
- | | | | |
|-------|--------|--|--------------|
| 86-93 | 6 Cyl. | CF600, CF800; 401, 476(6.6L, 7.8L) Diesel Engine | FD200 |
| 88-92 | 6 Cyl. | CF700; 401, 476(6.6L, 7.8L) Diesel Engine | |
| 88-93 | 6 Cyl. | CF800; 401, 476(6.6L, 7.8L) Diesel Engine | |



- | | | | |
|-------|--------|--|--------------|
| 93-94 | 6 Cyl. | CF700; Cummins FD1060(5.9L) Diesel Engine; Without Converter; (Before 11-93) | FD201 |
| 93-94 | 6 Cyl. | CF800; Cummins FD1060(5.9L) Diesel Engine; Without Converter; (Before 11-93) | |



- | | | | |
|-------|--------|--|--------------|
| 93-94 | 6 Cyl. | CF700; Cummins FD1460(8.3L) Diesel Engine; Without Converter; (Before 11-93) | FD202 |
| 93-94 | 6 Cyl. | CF800; Cummins FD1460(8.3L) Diesel Engine; Without Converter; (Before 11-93) | |



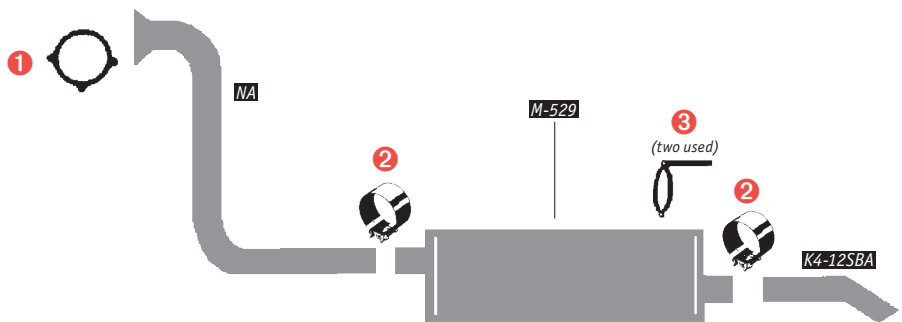
CLAMPS and HANGERS CHART

- | | | | |
|-----------|-----------|------------|-----------|
| 1 VB-419F | 3 RMH-11 | 5 PF-275 | 7 VB-475D |
| 2 WFC-4 | 4 VB-384F | 6 OMH-8511 | |

Series C600, C700, C750, C800

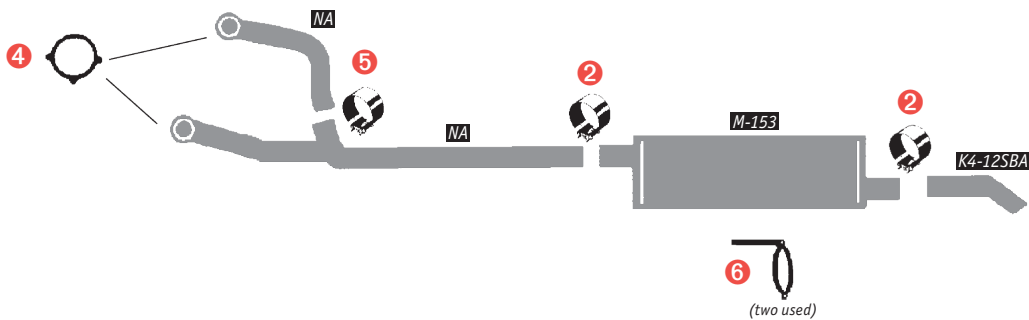
82-90 8 Cyl. C800; 636(10.4L) Turbo Diesel Engine
 82-86 8 Cyl. C700; 636(10.4L) Turbo Diesel Engine

FD203



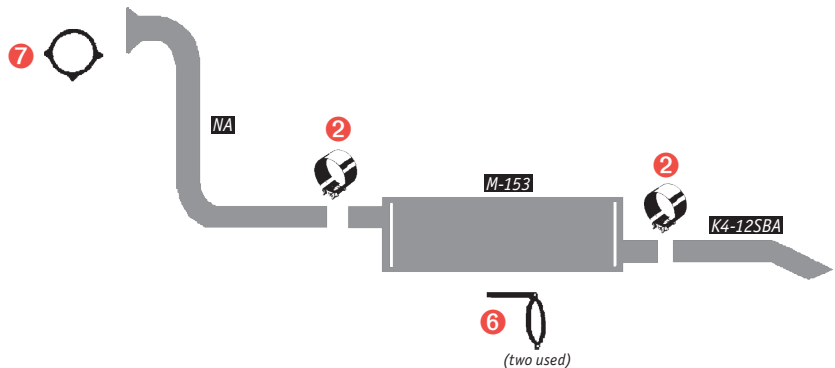
81-89 8 Cyl. C800, CT800; 501(8.2L) Diesel Engine; Except Turbo
 80-88 8 Cyl. C600; 501(8.2L) Diesel Engine; Except Turbo
 80-87 8 Cyl. C700; 501(8.2L) Diesel Engine; Except Turbo

FD204



81-89 8 Cyl. C800; 501(8.2L) Turbo Diesel Engine
 81-86 8 Cyl. C600, C700; 501(8.2L) Turbo Diesel Engine

FD205



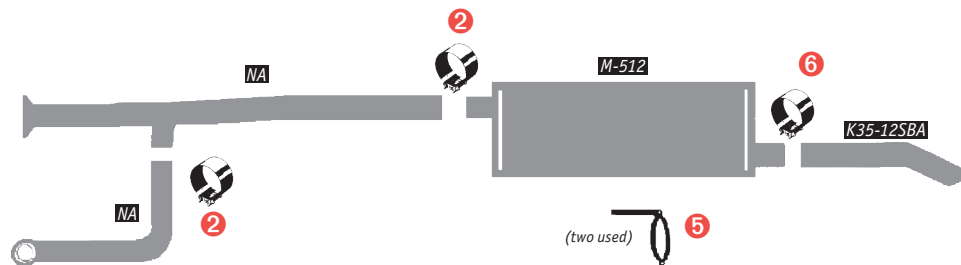
CLAMPS and HANGERS CHART

- | | | |
|-----------|-----------|------------|
| 1 VB-419F | 3 RMH-11 | 5 OMH-8511 |
| 2 WFC-4 | 4 VB-321C | 6 WFC-35 |

Series C900, CT900

73-83 8 Cyl. C900, CT900; (From SER. V20,001 to BC5,001); 401, 477, 534 C.I.D.; Single Exhaust

FD206



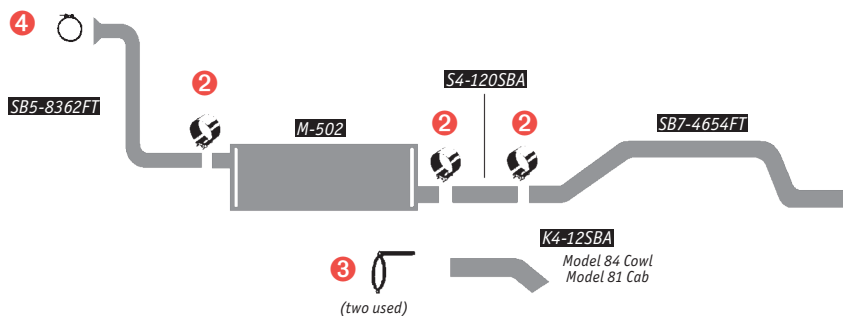
Series F500, F600, F700, F800

92-98 6 Cyl. F600; Cummins FD1060(5.9L) Diesel Engine; Exc. Low Profile; (Before 11-93)

FD207

92-98 6 Cyl. F700; Cummins FD1060(5.9L) Diesel Engine; Exc. Low Profile; (Before 11-93); Without Converter

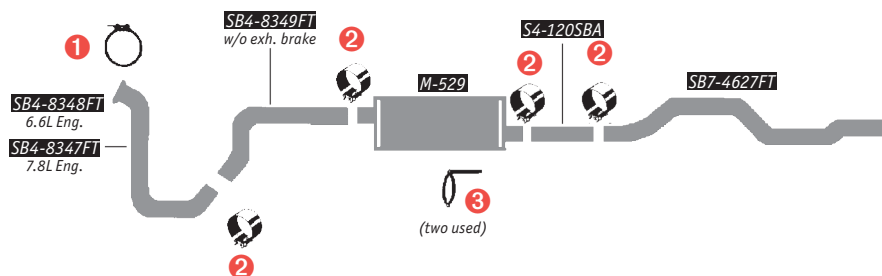
92-98 6 Cyl. FT800; Cummins FD1060(5.9L) Diesel Engine; Without Converter



87-98 6 Cyl. F600, F700; 401, 476(6.6L, 7.8L) Diesel Engine; Model 84(Cowl); All Wheel Bases; Right Side Exhaust

FD208

87-98 6 Cyl. F800, FT800, FT900; 401, 476(6.6L, 7.8L) Diesel Engine; Model 84(Cowl); Right Side Exhaust (FT900)

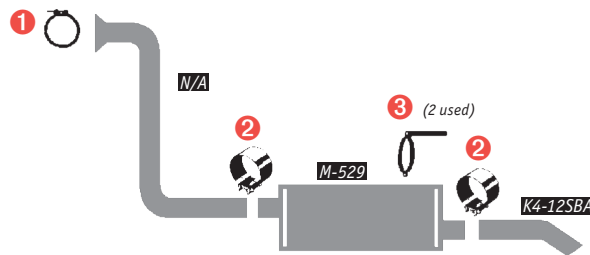


CLAMPS and HANGERS CHART

- | | | |
|-----------|-----------|-----------|
| 1 VB-419F | 3 RMH-11 | 5 VB-413C |
| 2 WFC-4 | 4 VB-321C | |

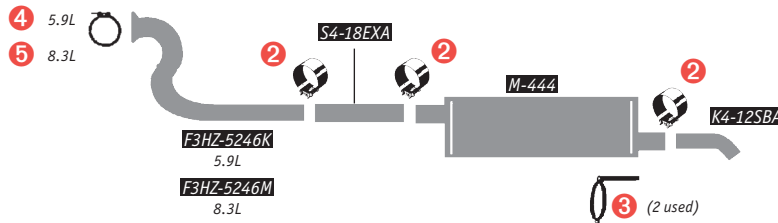
Series F500, F600, F700, F800

- | | | | |
|-------|--------|---|--------------|
| 87-98 | 6 Cyl. | F600; 401, 476(6.6L, 7.8L) Diesel Engine; Model 81(Cab);
Left Side Exhaust; Except Low Profile | FD209 |
| 87-98 | 6 Cyl. | F700; 401, 476(6.6L, 7.8L) Diesel Eng.; Model 81(Cab); Left Side Exhaust;
Except Low Profile | |
| 87-98 | 6 Cyl. | F800, FT800, FT900; 401, 476(6.6L, 7.8L) Diesel Engine; Model 81(Cab);
Left Side Exhaust; Except Low Profile | |

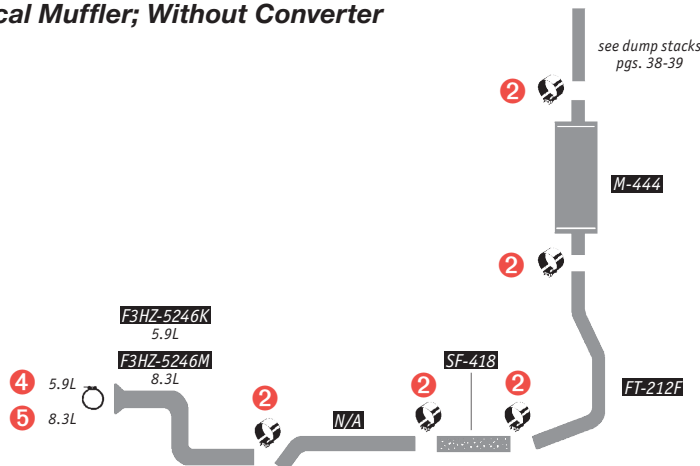


Series LN700, LN750

- | | | | |
|-------|--------|---|--------------|
| 93-94 | 6 Cyl. | All models w/ Cummins FD1060 (5.9L) Diesel Engine; (Before 11-93);
Without Converter | FD210 |
| 93-94 | 6 Cyl. | All models w/ Cummins FD1460 (8.3L) Diesel Engine; (Before 11-93);
Without Converter | |



- | | | | |
|-------|--------|---|--------------|
| 93-94 | 6 Cyl. | All models w/ Cummins FD1460 (8.3L) Diesel Engine; (Before 11-93);
Vertical Muffler; Without Converter | FD211 |
| 93-94 | 6 Cyl. | LN700 w/ Cummins FD1060 (5.9L) Diesel Engine; (Before 11-93);
Vertical Muffler; Without Converter | |



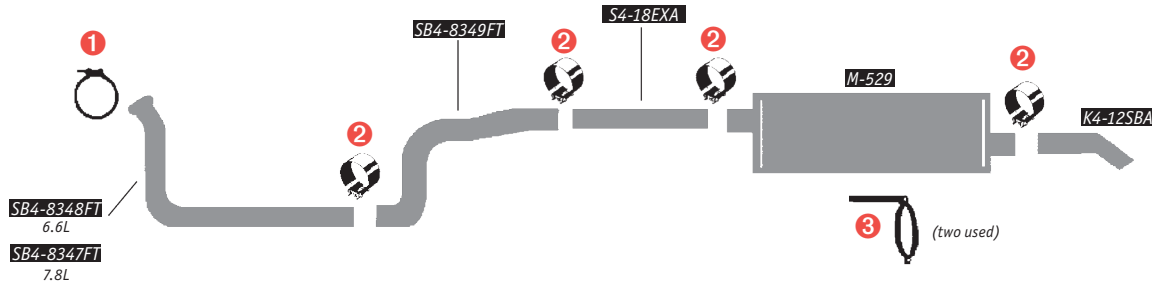
CLAMPS and HANGERS CHART

- | | | |
|-----------|-----------|-----------|
| 1 VB-419F | 3 RMH-11 | 5 PF-275 |
| 2 WFC-4 | 4 VB-384F | 6 VB-475C |

Series L600, L700, L800, L900

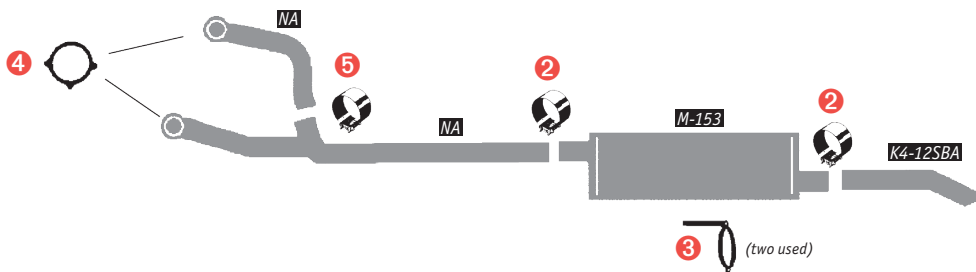
87-93 6 Cyl. LN700, L800; 401, 476(6.6L, 7.8L) Diesel Engine

FD212



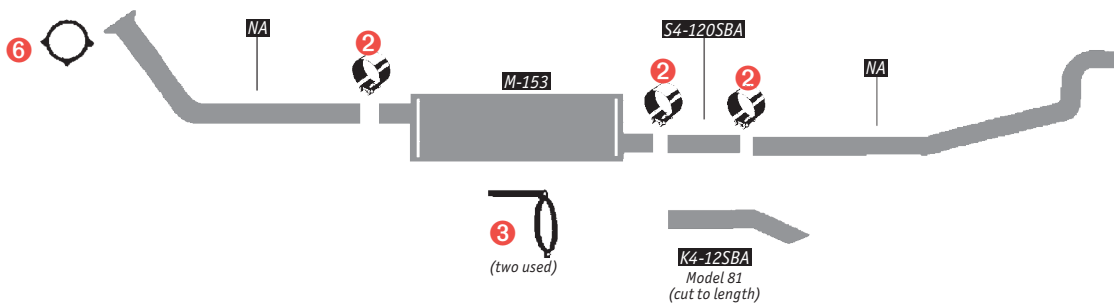
81-93 8 Cyl. LN700; 501(8.2L) Diesel Engine; Except Turbo
 81-86 8 Cyl. LN600; 501(8.2L) Diesel Engine; Except Turbo

FD213



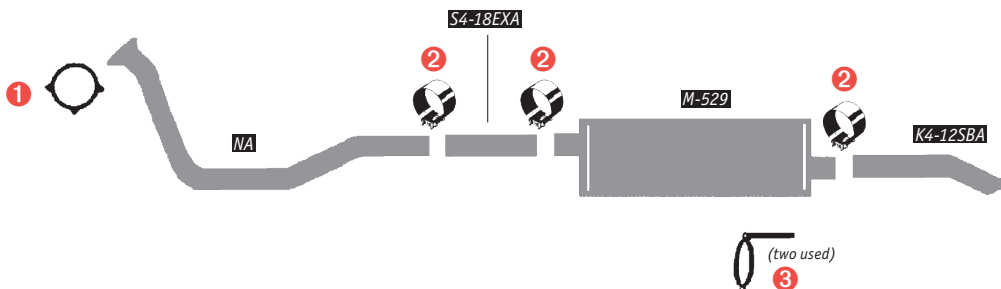
81-93 8 Cyl. LN700; 501(8.2L) Turbo Diesel Engine
 81-86 8 Cyl. LN600; 501(8.2L) Turbo Diesel Engine; Model 81(Cab)

FD214



82-89 8 Cyl. L800, LN800, LNT800, LT800, LTS800; 636(10.4L) Turbo Diesel Engine

FD215

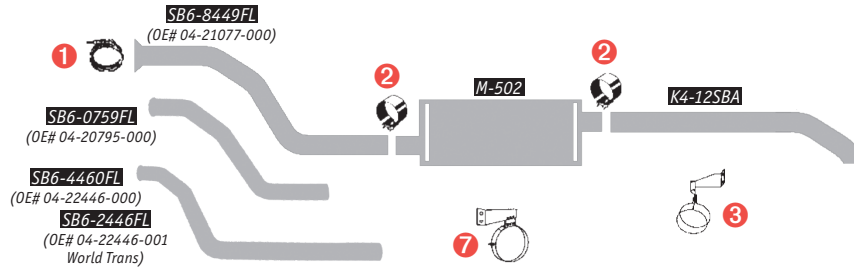


CLAMPS and HANGERS CHART

- | | | | | |
|-----------|----------|------------|------------|-----------|
| 1 VB-475C | 3 H-FLP3 | 5 VB-390MB | 7 H-FLM1 | 9 VB-321C |
| 2 WFC-4 | 4 H-FLP1 | 6 WFC-3 | 8 VB-460MB | |

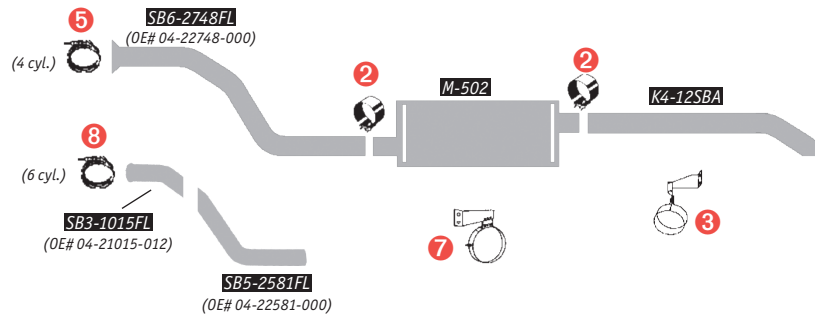
02-04 6 Cyl. **FL70 Freightliner 3126 Caterpillar Engine**

FL300



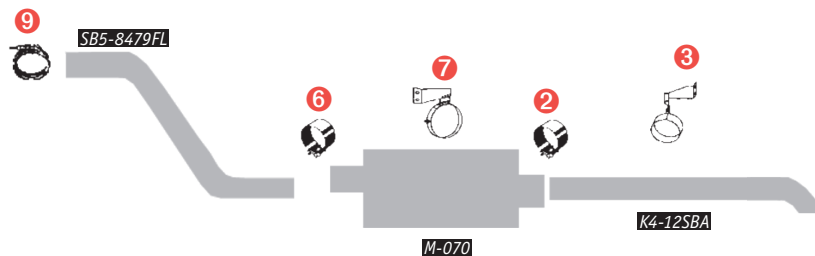
05-06 4 - 6 Cyl. **FL70 Freightliner Mercedes Engine**

FL301



2002 6 Cyl. **FL70 Model w/ Cummins 5.9L Diesel**

FL302

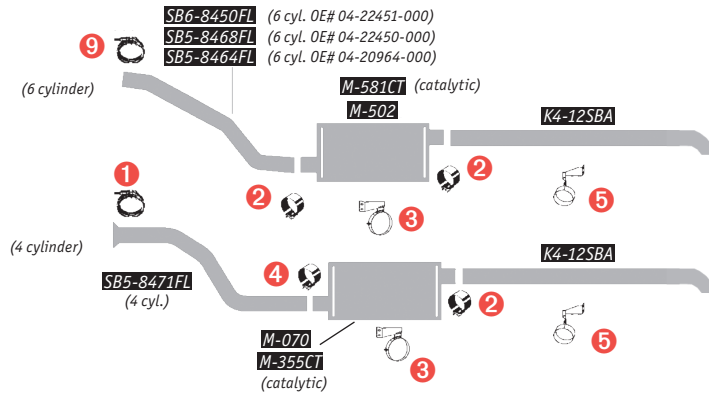


CLAMPS and HANGERS CHART

- | | | | | |
|------------|----------|-----------|-----------|------------|
| 1 VB-390MB | 3 H-FLM1 | 5 H-FLP3 | 7 H-FLM2 | 9 VB-460MB |
| 2 WFC-4 | 4 WFC-3 | 6 VB-321C | 8 VB-461D | |

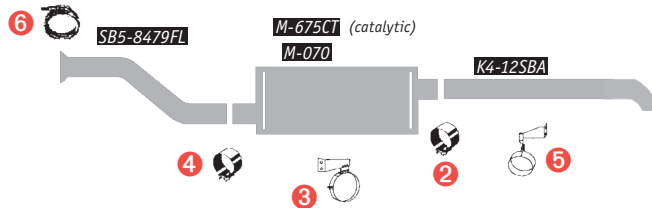
02-04 4-6 Cyl. FL70 Freightliner Mercedes Engine

FL303



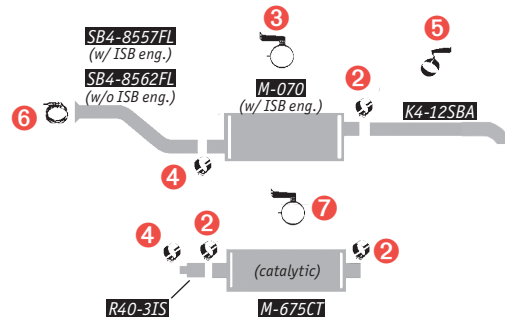
02-04 6 Cyl. FL70 Freightliner 5.9L B-Series Cummins Engine w/ World Trans.

FL304



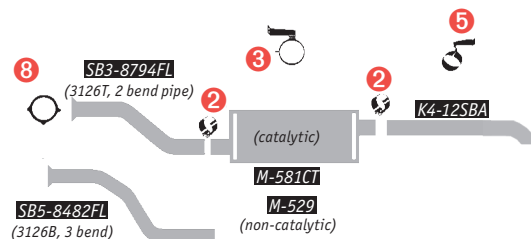
98-01 6 Cyl. FL70 Freightliner 5.9L B-Series Cummins Engine

FL305



98-01 6 Cyl. FL70 Freightliner 3126 Caterpillar Engine

FL306



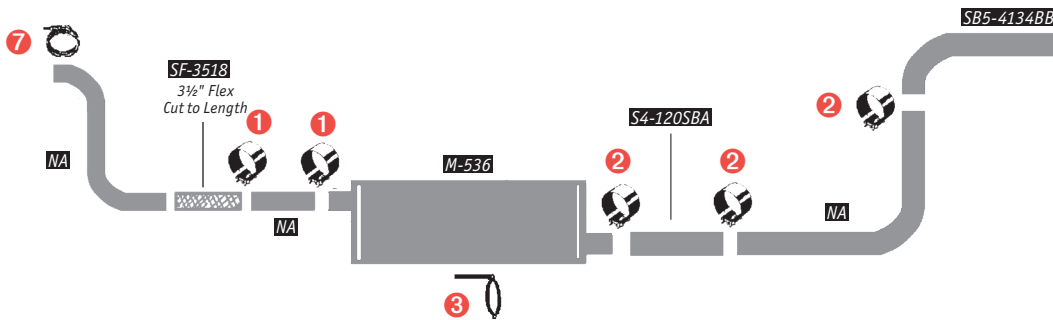
CLAMPS and HANGERS CHART

- | | | | |
|----------|-----------|------------|-----------|
| 1 WFC-35 | 3 H-IHM6A | 5 PF-275 | 7 VB-301I |
| 2 WFC-4 | 4 R0-25 | 6 OMH-8511 | |

1000 Series Chassis 1½ Ton & Over

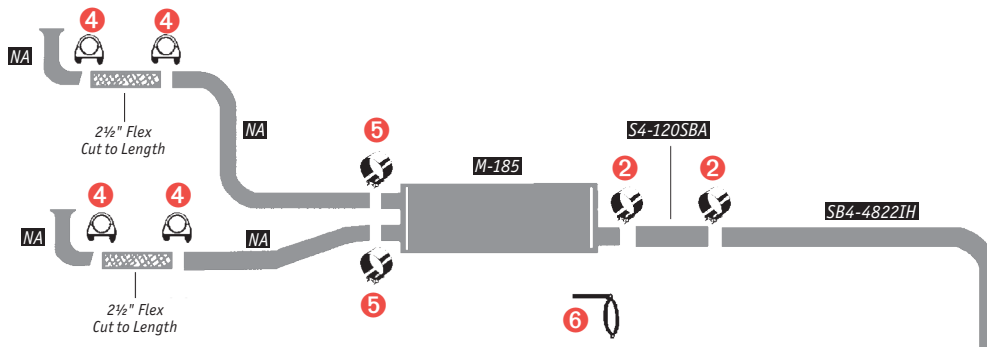
94-99 8 Cyl. 1562SC w/T444E Diesel, R.H. Mounted Muffler, Long Tail Pipe, (Exc. 140" W.B.), w/o Air Suspension, Code 07AAX

INT400



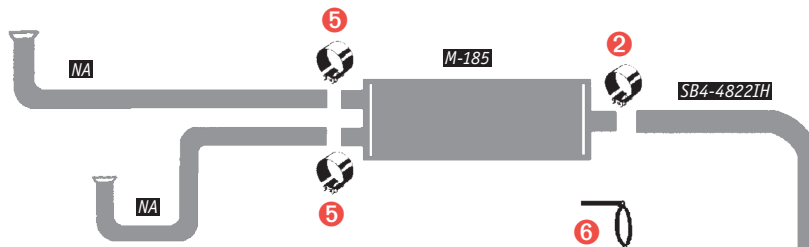
91-93 8 Cyl. 1652SC, 7.3L Diesel Engine; Stripped Chassis; Long Tail Pipe; Left Hand Mounting

INT401



91-93 8 Cyl. 1652SC, 7.3L Diesel Engine; Left Hand Mounting; Tail Pipe Exits Front of Rear Wheel

INT402



INTERNATIONAL MEDIUM DUTY TRUCKS

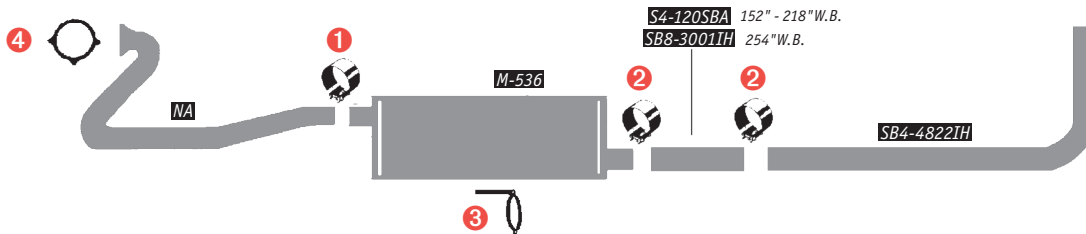
CLAMPS and HANGERS CHART

- | | | | | |
|----------|-----------|----------|------------|----------|
| 1 WFC-35 | 3 H-IHM6A | 5 RO-25 | 7 OMH-8511 | 9 H-IHP1 |
| 2 WFC-4 | 4 VB-351I | 6 PF-275 | 8 H-IHM4 | |

1000 Series Chassis 1½ Ton & Over

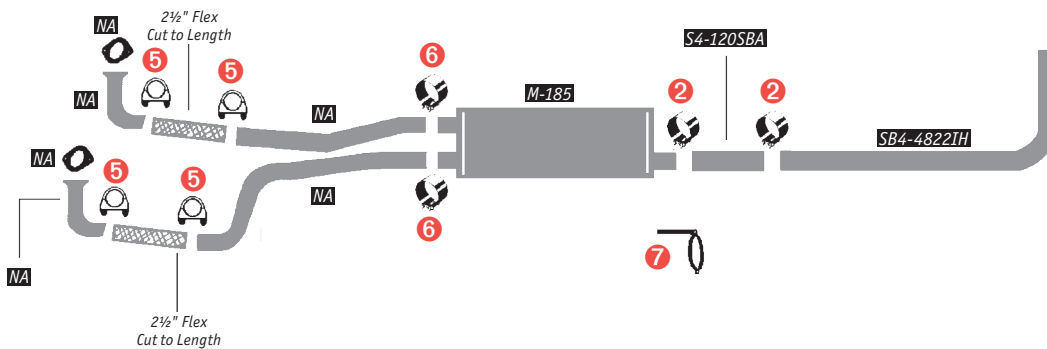
91-93 6 Cyl. 1652SC, DT360 Diesel Engine; Stripped Chassis; Long Tail Pipe; RH Mounting Front of Rear Wheel

INT403



91-93 8 Cyl. 1452SC, 1652SC, 7.3L Diesel Engine; Stripped Chassis; Long Tail Pipe; Exits Front of Rear Wheel; Right Hand Mounting

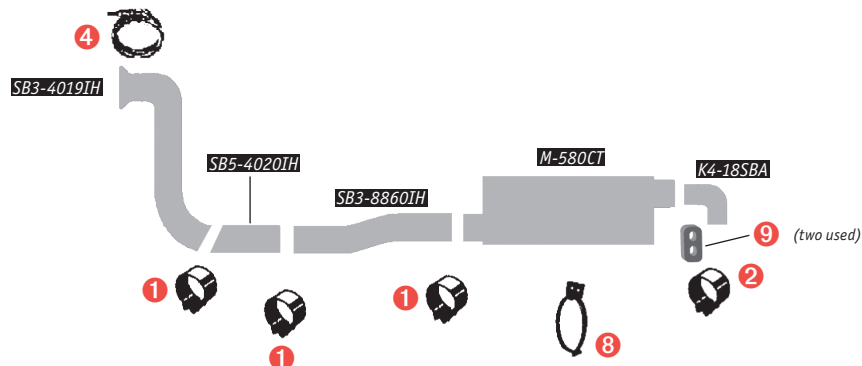
INT404



4000 Series Chassis 1½ Ton & Over

07 - 08 Model 4300 International DT-466 Engine, Max Force DT

INT405



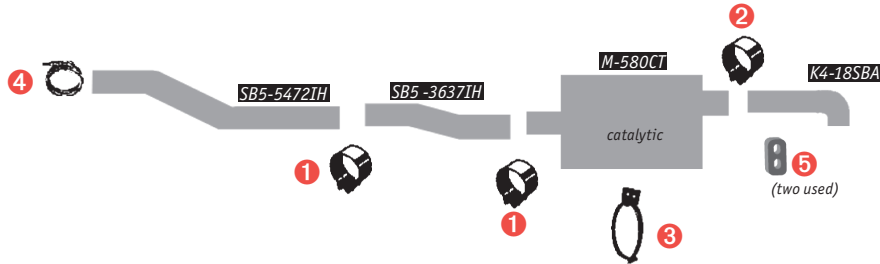
CLAMPS and HANGERS CHART

- | | | | |
|----------|-----------|-----------|----------|
| 1 WFC-35 | 3 H-IHM4 | 5 H-IHP1 | 7 H-IHP5 |
| 2 WFC-4 | 4 VB-351I | 6 H-IHM6A | |

4000 Series Chassis 1 1/2 Ton & Over

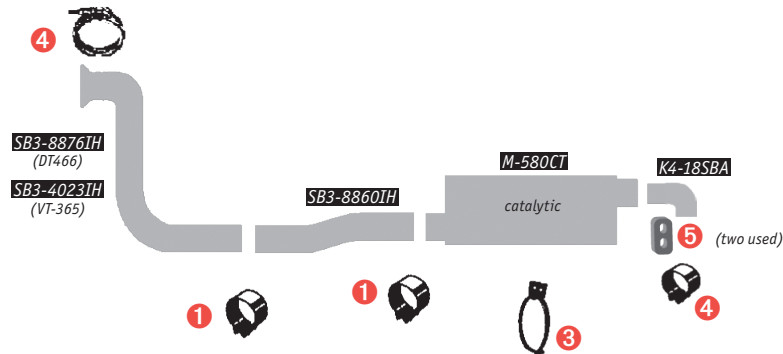
04 - 05 8 Cyl. Model 4300 w/VT365 Diesel

INT406



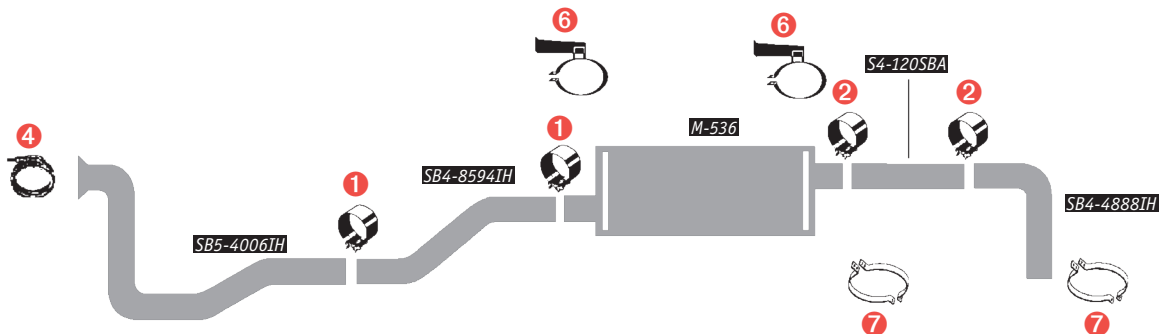
05-06 6 Cyl. Model 4300 International w/ DT 466 Engine & VT-365 Engine

INT407



00-02 6 Cyl. Model 4300 International DT 466 Engine, Left Side Exhaust System

INT408



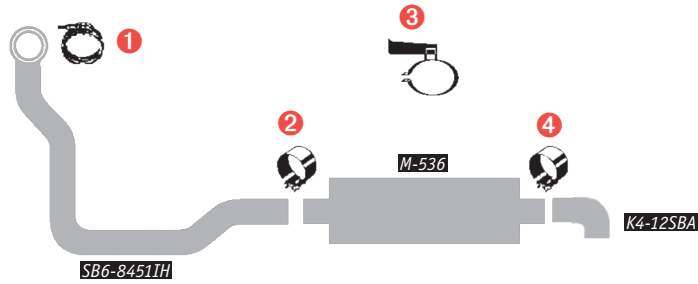
INTERNATIONAL MEDIUM DUTY TRUCKS

CLAMPS and HANGERS CHART

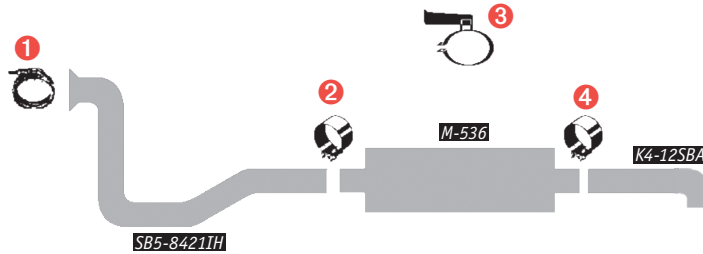
- ① VB-351I ③ H-IHM6A
- ② WFC-35 ④ WFC-4

4000 Series Chassis 1 1/2 Ton & Over

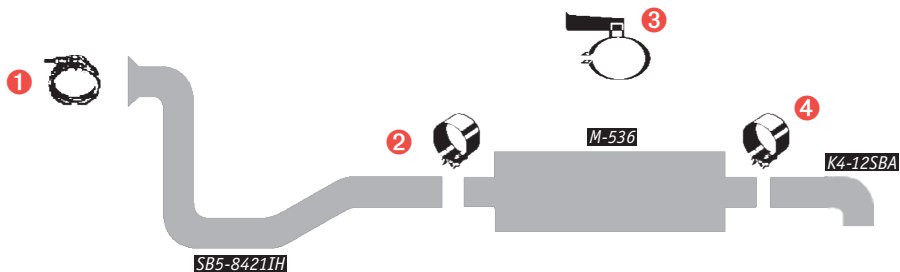
2001 6 Cyl. Model 4300 w/ T444 Turbo Diesel INT409



00-01 6 Cyl. Model 4300 w/ 466 Turbo Diesel INT410



96-00 6 Cyl. Model 4300 w/ DT408, DT466 NGD Diesel; w/ Code 07ABC INT411

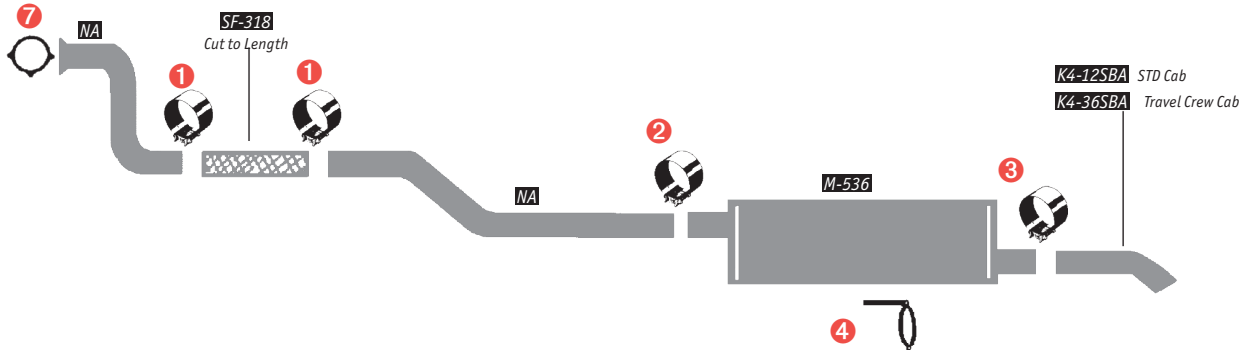


CLAMPS and HANGERS CHART

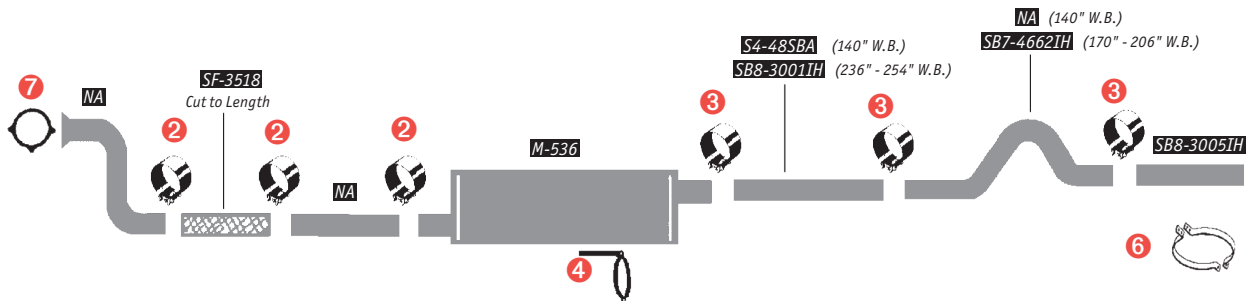
- | | | | |
|----------|-----------|-----------|-----------|
| 1 WFC-3 | 3 WFC-4 | 5 VB-351I | 7 VB-301I |
| 2 WFC-35 | 4 H-IHM6A | 6 H-IHP5 | |

4000 Series Chassis 1 1/2 Ton & Over

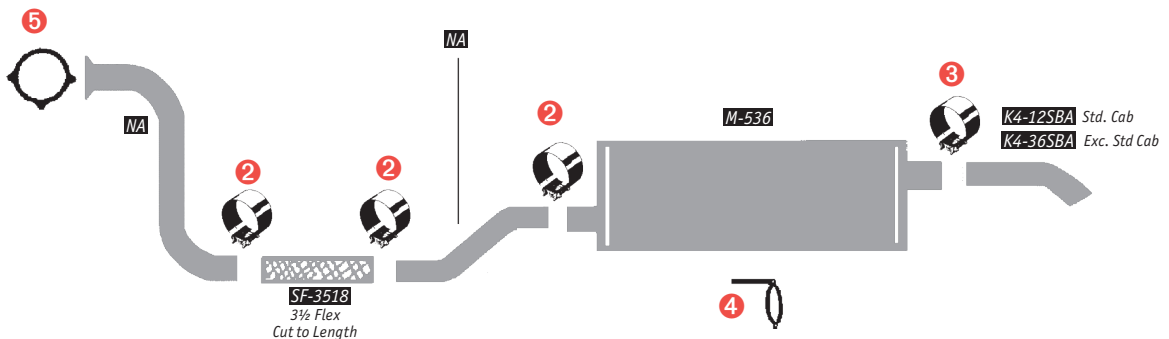
94-99 8 Cyl. 4500, 4700, T444E Diesel Engine; L.H. Frame Mounted Short Tail Pipe; **INT412**
Code 07AAZ



94-99 8 Cyl. 4700, T444E Diesel Engine; R.H. Mounted Muffler Long Tail Pipe; **INT413**
Code 07AAX



94-99 6 Cyl. 4000, DT408, DT466 NGD, 530 Diesel Engine; RH Frame Mounted without Beverage & Utility Body; Code 07AAY **INT414**



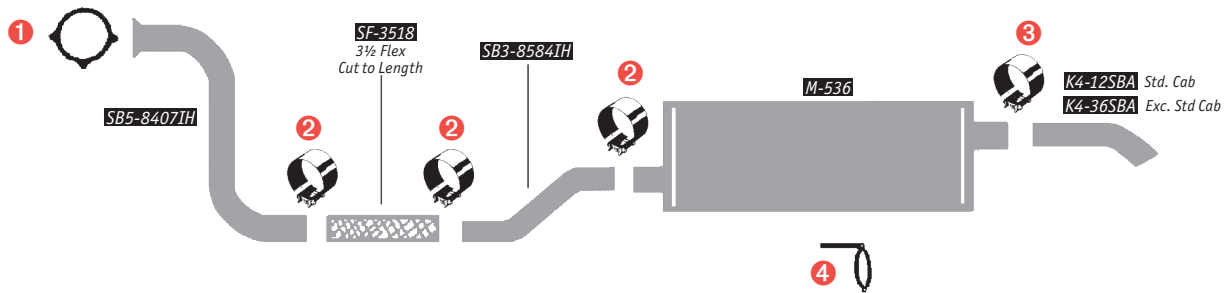
INTERNATIONAL MEDIUM DUTY TRUCKS

CLAMPS and HANGERS CHART

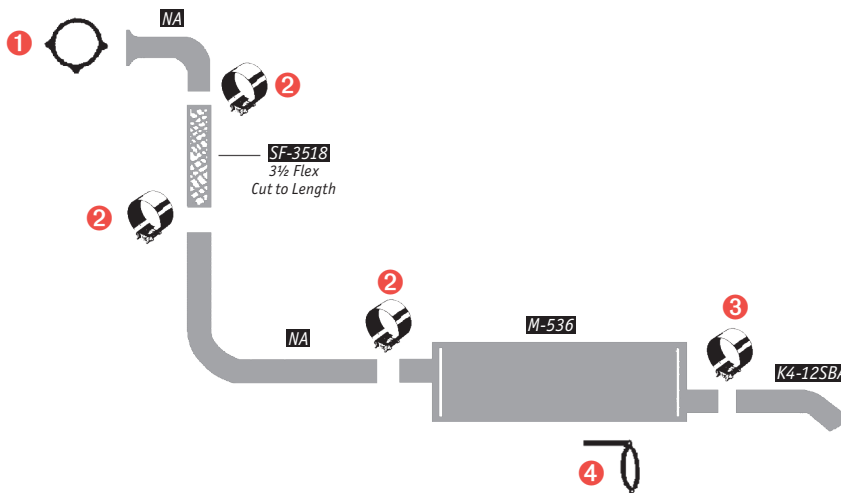
- | | |
|-----------|-----------|
| 1 VB-351I | 3 WFC-4 |
| 2 WFC-35 | 4 H-IHM6A |

4000 Series Chassis 1½ Ton & Over

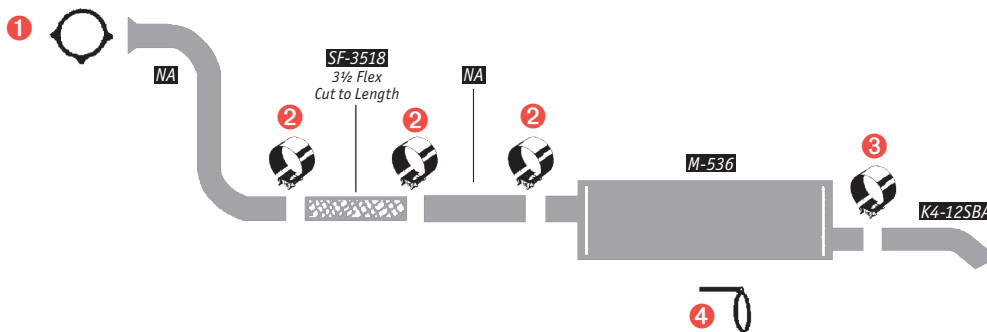
94-99 6 Cyl. 4000, DT408, DT466E, 530 Diesel Engine; L.H. Frame Mounted Muffler; **INT415**
With Short Tail Pipe



94-99 6 Cyl. 4000, DT408, DT466E, 530 Diesel Engine; R.H. Mounted Muffler; **INT416**
Short Tail Pipe; Codes 07BAG, 07AAY with Beverage Body



94-99 6 Cyl. 4000, DT408, DT466E, 530 Diesel Engine; R.H. Mounted Muffler; **INT417**
Short Tail Pipe; Code 07AAL with Beverage Body



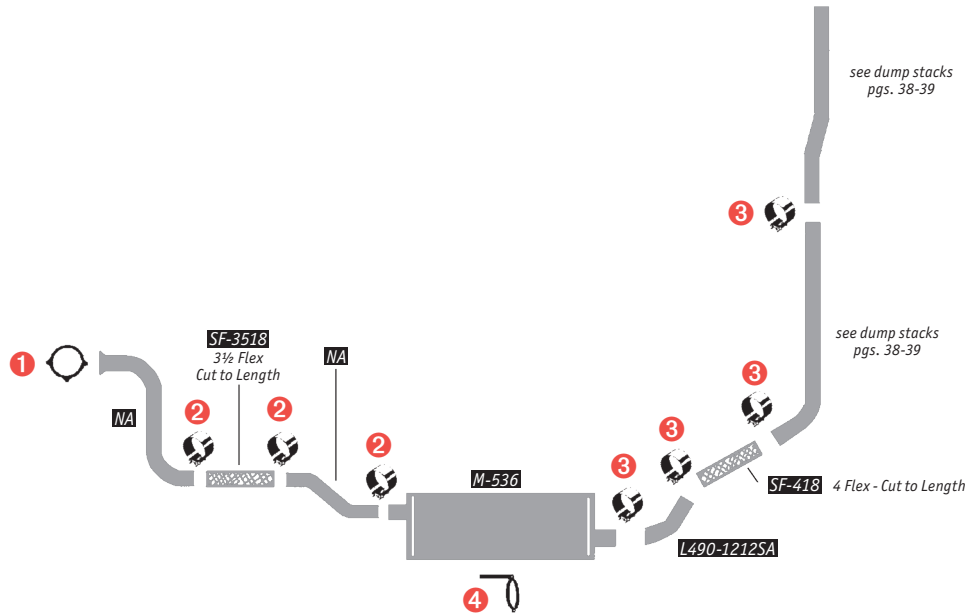
CLAMPS and HANGERS CHART

- | | |
|-----------|-----------|
| 1 VB-351I | 3 WFC-4 |
| 2 WFC-35 | 4 H-IHM6A |

4000 Series Chassis 1½ Ton & Over

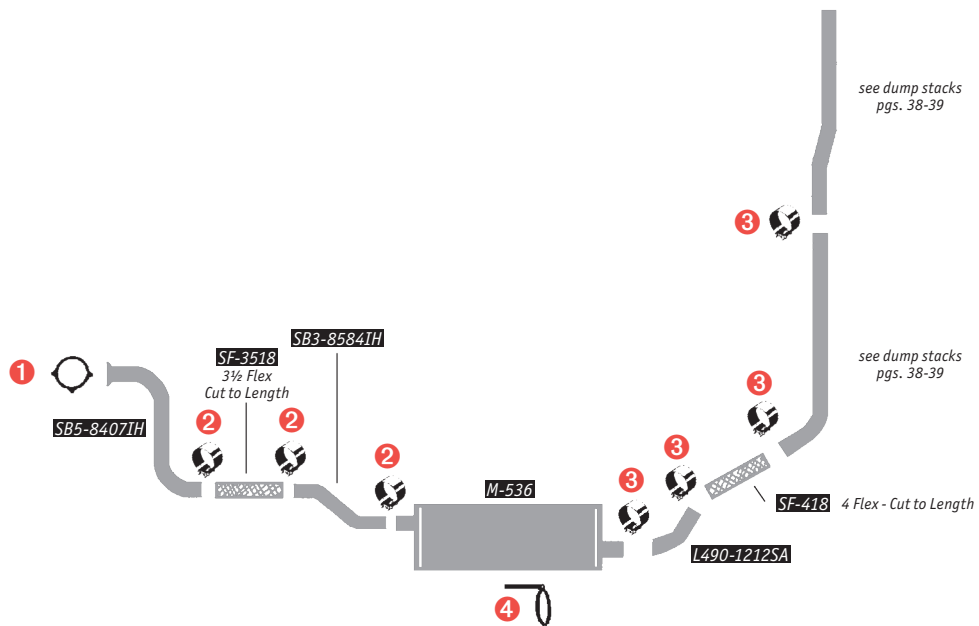
94-99 6 Cyl. 4000, DT408, DT466E, 530 Diesel Engine; R.H. Cab Mounted Vertical Tail Pipe; (Exc. Allison MT653DR & MT643 Auto. Trans.); Codes 07ACX, 07ACY

INT418



94-99 6 Cyl. 4000, DT408, DT466E, 530 Diesel Engine; Travelcrew Cab with L.H. Frame Mounted Muffler; Vertical Tail Pipe

INT419



INTERNATIONAL MEDIUM DUTY TRUCKS

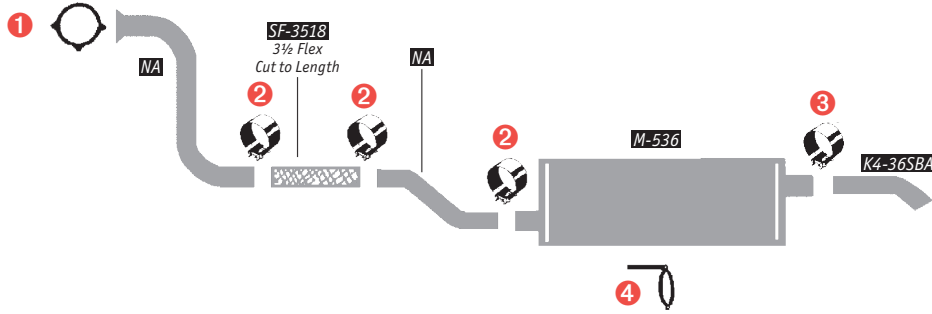
CLAMPS and HANGERS CHART

- | | |
|-----------|-----------|
| 1 VB-351I | 3 WFC-4 |
| 2 WFC-35 | 4 H-IHM6A |

4000 Series Chassis 1½ Ton & Over

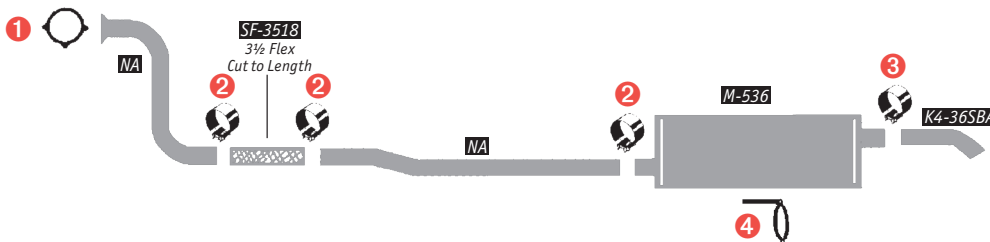
94-99 6 Cyl. 4000, DT408, DT466E, 530 Diesel Engine; R.H. Muffler Mounted 8" Back of Cab; Codes 07AMA, 07AAE w/ Short Tail Pipe

INT420



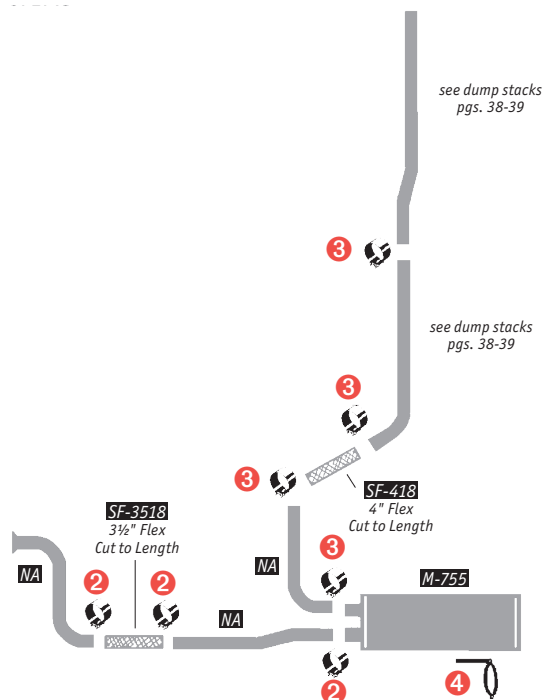
94-99 6 Cyl. 4000, DT408, DT466E, 530 Diesel Engine; R.H. Muffler Mounted 30" Back of Cab; Codes 07AMB, 07AAK w/ Short Tail Pipe

INT421



94-99 8 Cyl. 4000, T444E Diesel Engine; R.H. Muffler & Vertical Tail Pipe; Code 07BAC

INT422

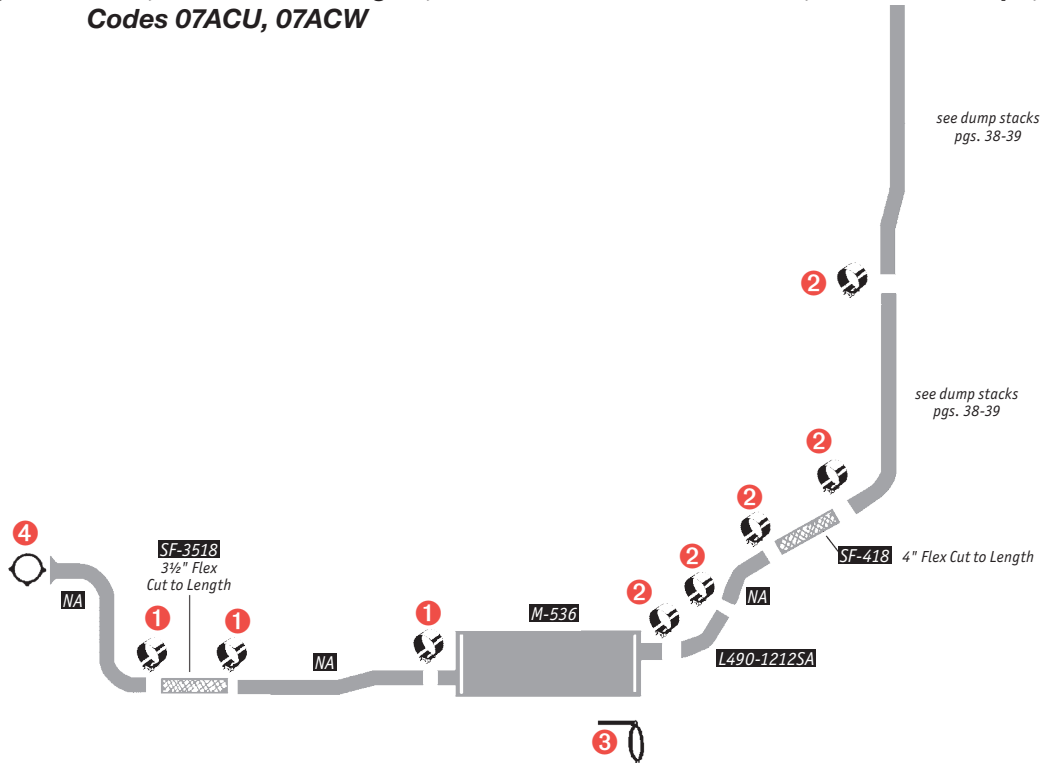


CLAMPS and HANGERS CHART

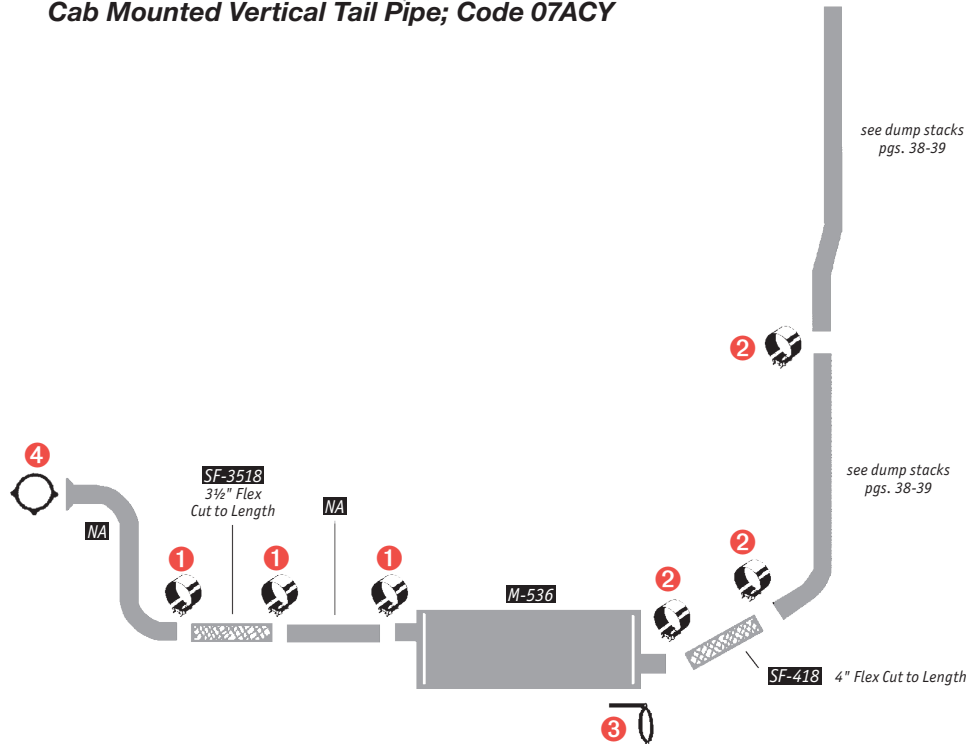
- | | |
|----------|-----------|
| 1 WFC-35 | 3 H-IHM6A |
| 2 WFC-4 | 4 VB-301I |

4000 Series Chassis 1½ Ton & Over

94-99 8 Cyl. 4000, T444E Diesel Engine; L.H. Frame Mounted Muffler; Vertical Tail Pipe; **INT423**
Codes 07ACU, 07ACW



94-99 8 Cyl. 4000 Travelcrew Cab, T444E Diesel Engine; R.H. Frame Mounted Muffler; Cab Mounted Vertical Tail Pipe; Code 07ACY **INT424**



INTERNATIONAL MEDIUM DUTY TRUCKS

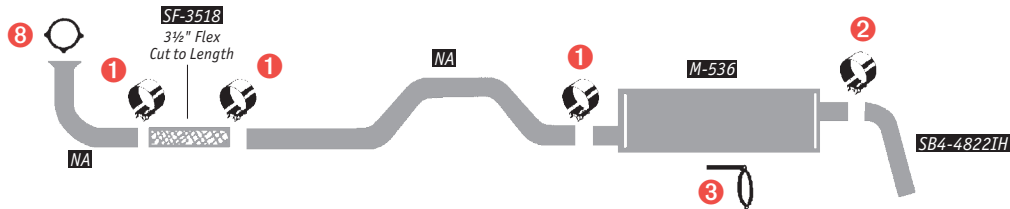
CLAMPS and HANGERS CHART

- | | | | |
|----------|-----------|-----------|-----------|
| 1 WFC-35 | 3 H-IHM6A | 5 VB-351I | 7 H-IHP5 |
| 2 WFC-4 | 4 VB-350I | 6 WFC-3 | 8 VB-301I |

4000 Series Chassis 1½ Ton & Over

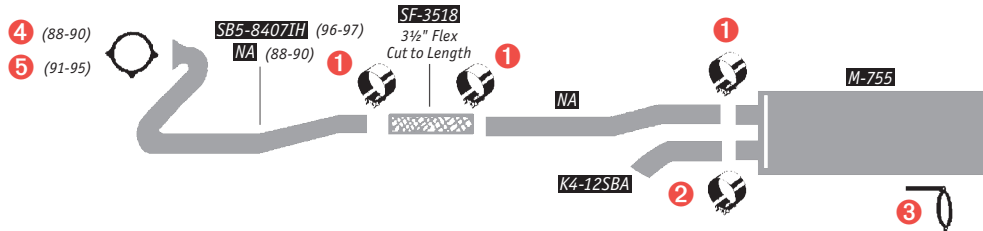
94-99 8 Cyl. 4000, T444E Diesel Engine; L.H. Mounted with Long Tail Pipe;
Codes 07AAS, 07AAV, 07AAX

INT425



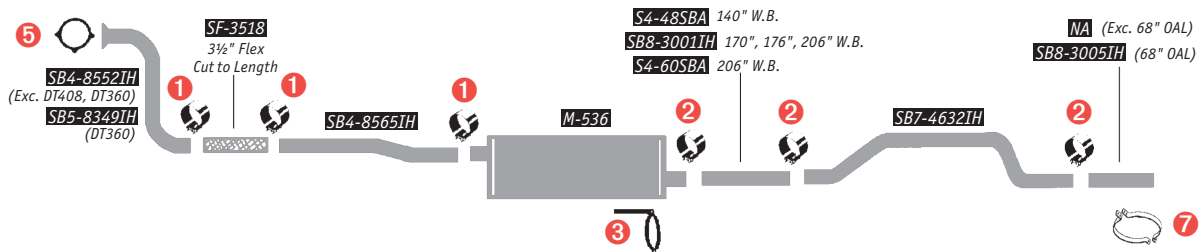
88-99 6 Cyl. 4000, DT408, 530, DT466 Diesel Engine; L.H. Mounted Muffler;
Canada & Export Only; Code 07AAP

INT426



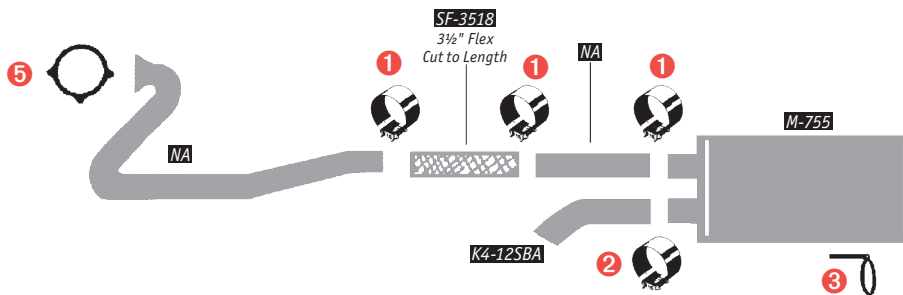
91-99 6 Cyl. 4700, 4900; DT360, DT408, DT/DTA466 Diesel Engine;
R.H. Mounted Muffler; Long Tail Pipe; Code 07AAX

INT427



93-99 6 Cyl. 4000, DT408/DT/DTA466 Diesel Engine; Temporarily Mounted
R.H. Side Muffler; Code 07AAH

INT428



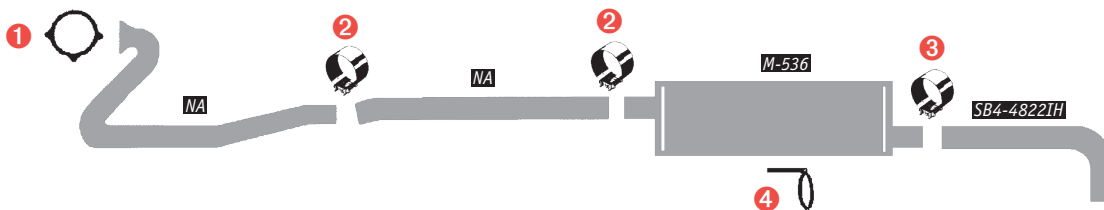
CLAMPS and HANGERS CHART

- | | | | |
|-----------|-----------|----------|------------|
| 1 VB-351I | 3 WFC-4 | 5 RO-25 | 7 OMH-8511 |
| 2 WFC-35 | 4 H-IHM6A | 6 PF-275 | |

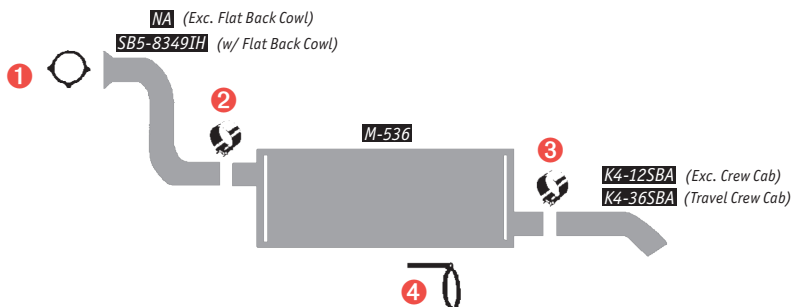
4000 Series Chassis 1 1/2 Ton & Over

1993 6 Cyl. 4000, DT/DTA360; L.H. Frame Mounted; Long Tail Pipe; Side Exit; Code 07AAV

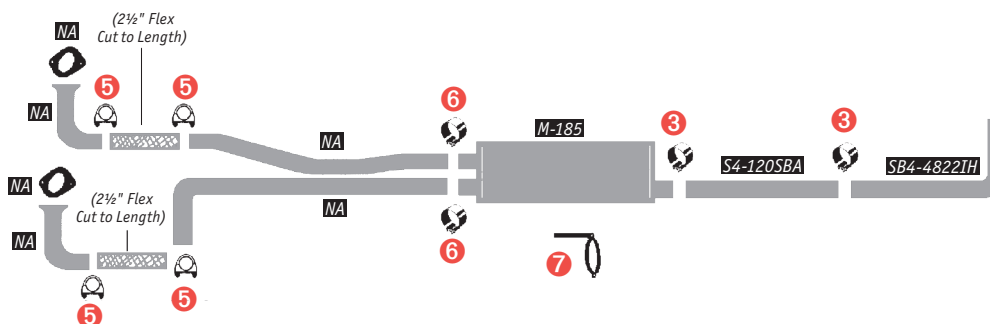
INT429



1993 6 Cyl. 4700 w/ DT 360 Diesel Engine; R.H. Side Mounting (Exc. Beverage Body) INT430
 90-92 6 Cyl. 4700 w/ DT/DTA 360 Diesel Engine; R.H. Side Mounting (Exc. Beverage Body)



91-93 8 Cyl. 4000, 7.3L Diesel Engine; Long Tail Pipe; R.H. Mounting (Exc. Low profile) Code 07AAX INT431



INTERNATIONAL MEDIUM DUTY TRUCKS

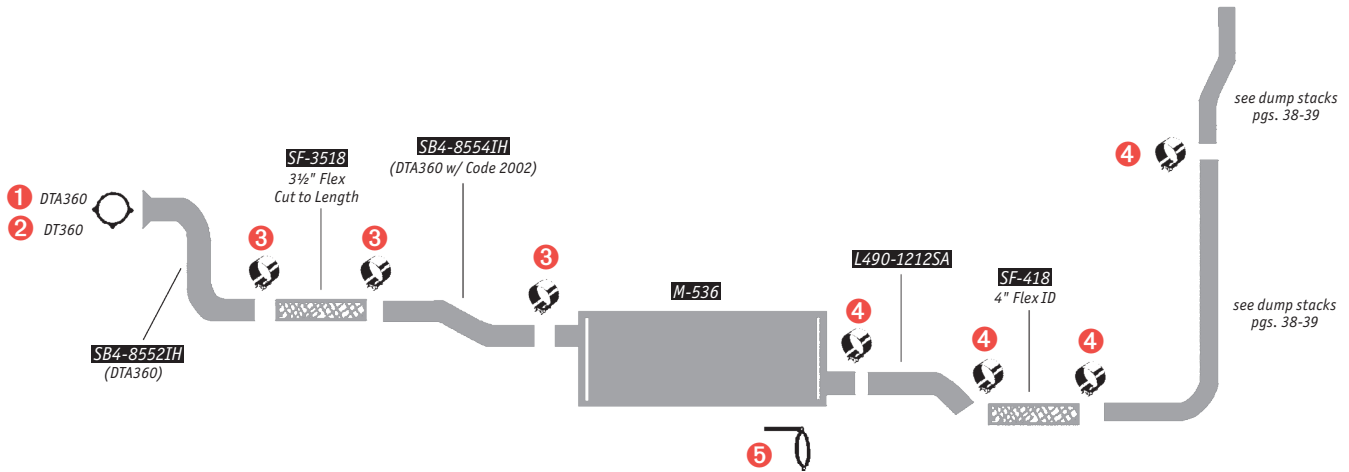
CLAMPS and HANGERS CHART

- 1 VB-350I 3 WFC-35 5 H-IHM6A
- 2 VB-351I 4 WFC-4

4000 Series Chassis 1½ Ton & Over

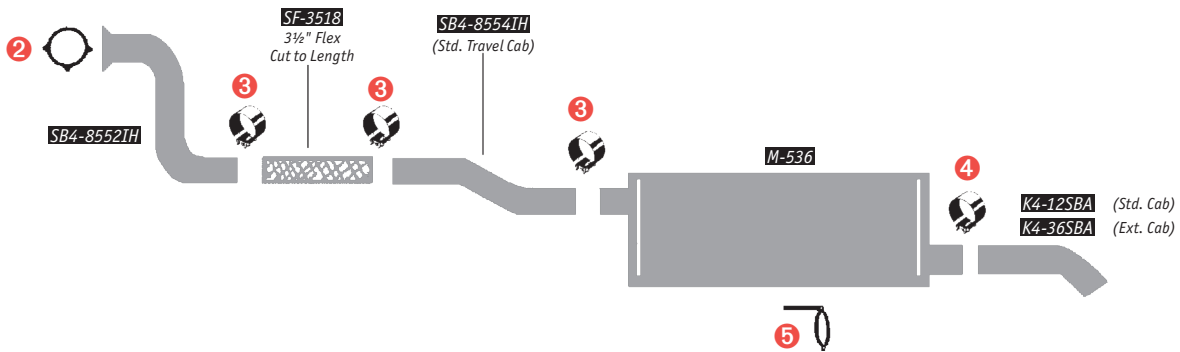
91-93 6 Cyl. 4000, DT/DTA360 Diesel Engine; Travelcrew Cab; R.H. Cab Mounted Tail Pipe; Code 07ACY

INT432



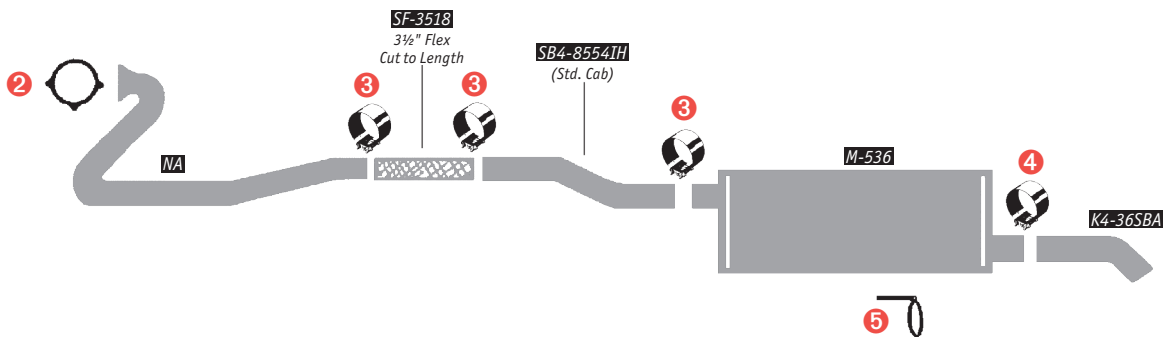
1993 6 Cyl. 4000, DTA360 Diesel Engine; R.H. Frame Mount (Exc. Beverage Body)

INT433



91-93 6 Cyl. 4000, DT/DTA466 Diesel Engine; R.H. Muffler Mounted 30" Back of Cab; Code 07AAK

INT434



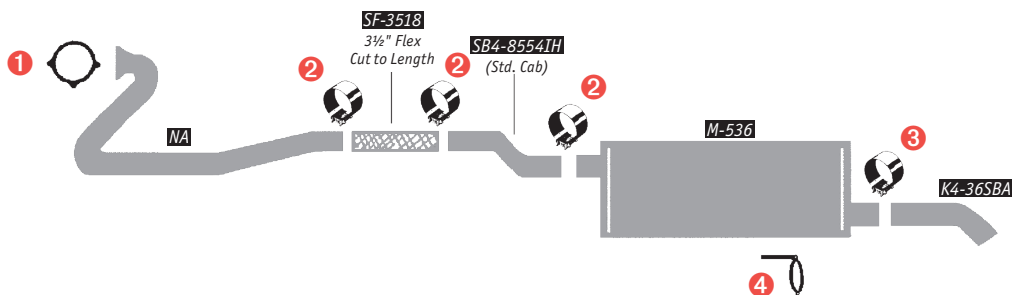
CLAMPS and HANGERS CHART

- 1 VB-351I 3 WFC-4 5 VB-350I
- 2 WFC-35 4 H-IHM6A

4000 Series Chassis 1 1/2 Ton & Over

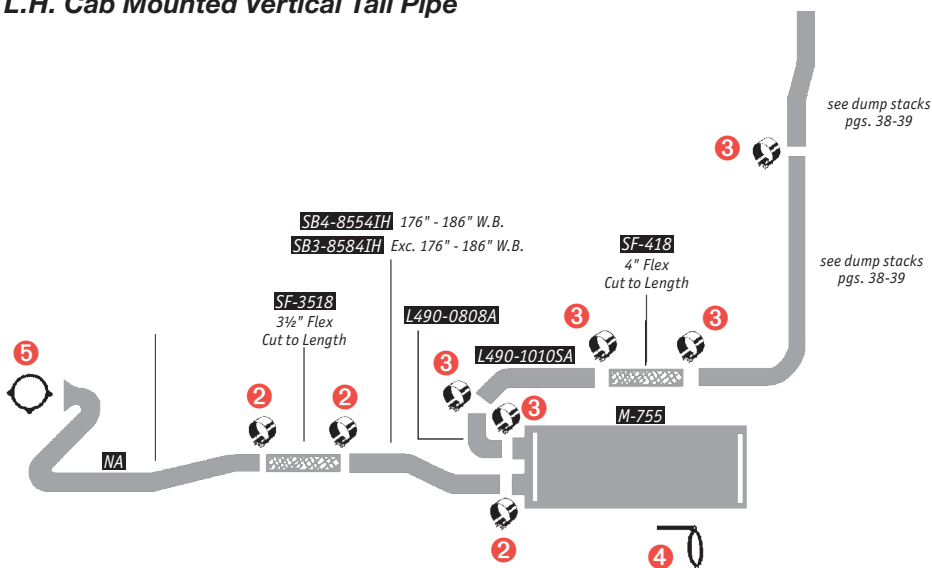
91-93 6 Cyl. 4000, DT/DTA466 Diesel Engine; R.H. Muffler Mounted 8" Back of Cab; Code 07AAE

INT435



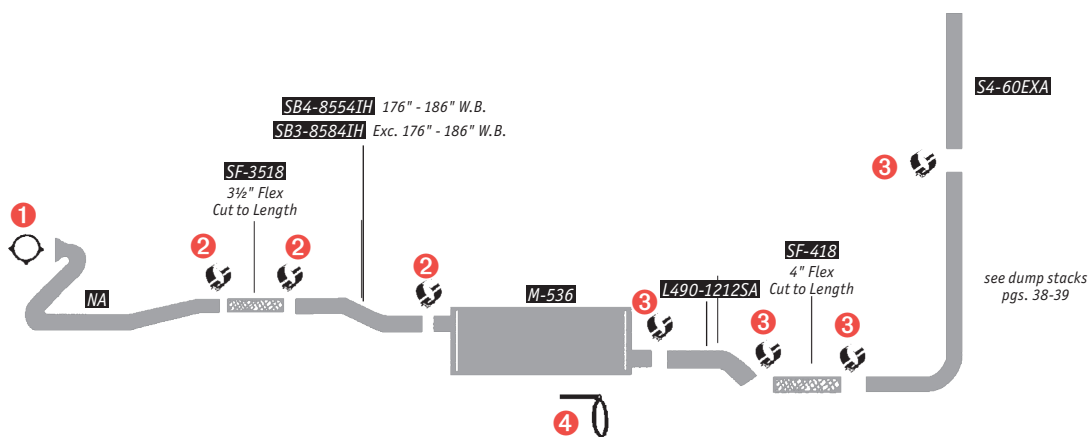
91-93 6 Cyl. 4000, DT/DTA466 Diesel Engine; Std. Cab; L.H. Cab Mounted Vertical Tail Pipe

INT436



91-93 6 Cyl. 4000, DT/DTA466 Diesel Engine; Travelcrew Cab; L.H. Cab Mount Tail Pipe

INT437



INTERNATIONAL MEDIUM DUTY TRUCKS

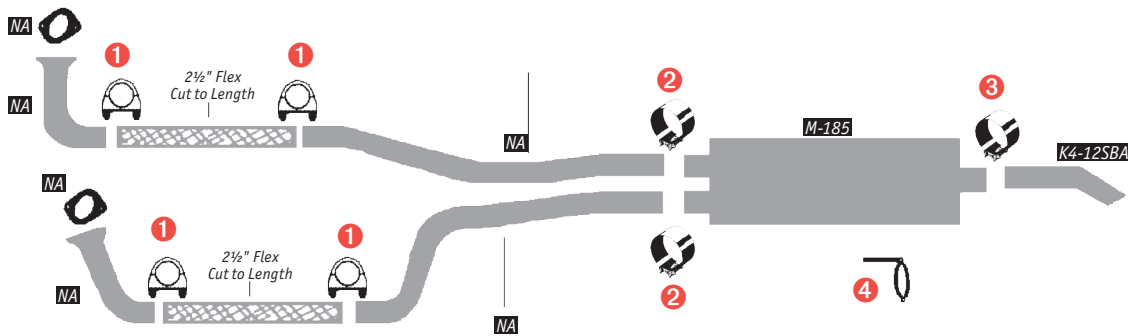
CLAMPS and HANGERS CHART

- | | | |
|----------|-----------|-----------|
| 1 RO-25 | 3 WFC-4 | 5 VB-351I |
| 2 PF-275 | 4 H-IHM6A | 6 WFC-35 |

4000 Series Chassis 1 1/2 Ton & Over

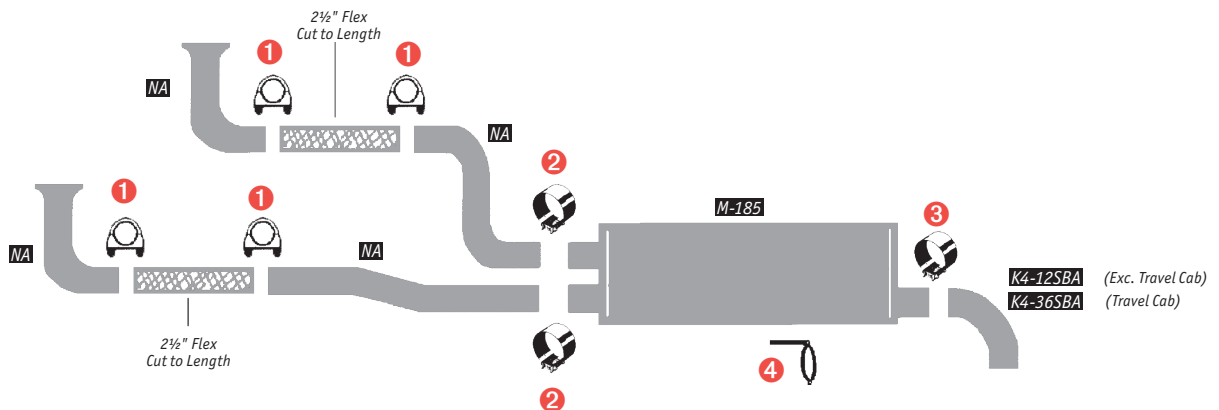
88-93 8 Cyl. 4600; 7.3L Diesel Engine; R.H. Side Mounting

INT438



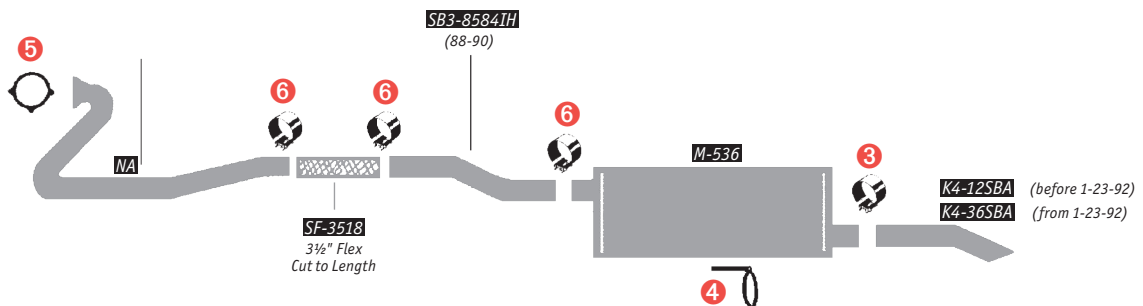
88-93 8 Cyl. 4600; 7.3L Diesel Engine; L.H. Side Mounting

INT439



88-93 6 Cyl. 4000, DT/DTA360 Diesel Engine; L.H. Frame Mount; Codes 07AAZ.2003, .2003, .2010, .2011, .2012

INT440



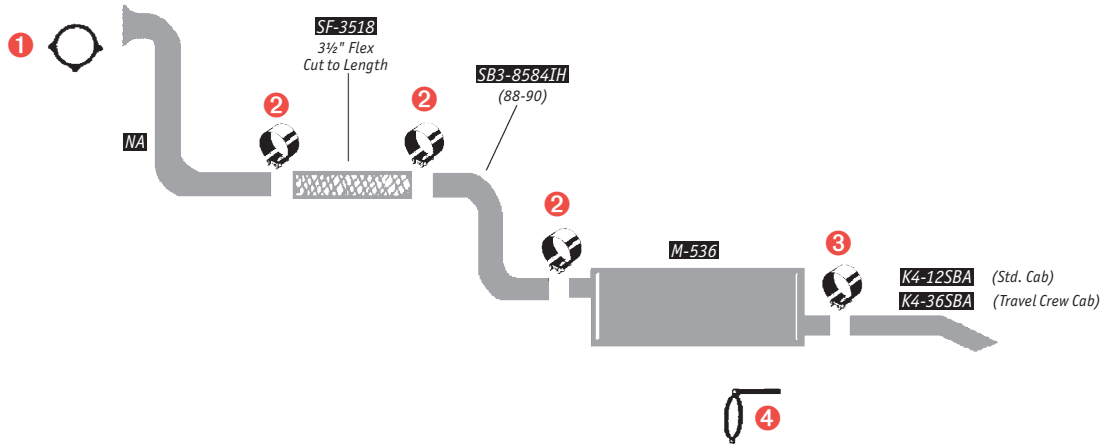
CLAMPS and HANGERS CHART

- | | |
|-----------|-----------|
| 1 VB-351I | 3 WFC-4 |
| 2 WFC-35 | 4 H-IHM6A |

4000 Series Chassis 1½ Ton & Over

88-93 6 Cyl. 4800, DT/DTA360 Diesel Engine; Left Side Mounting; With Flex Tubing

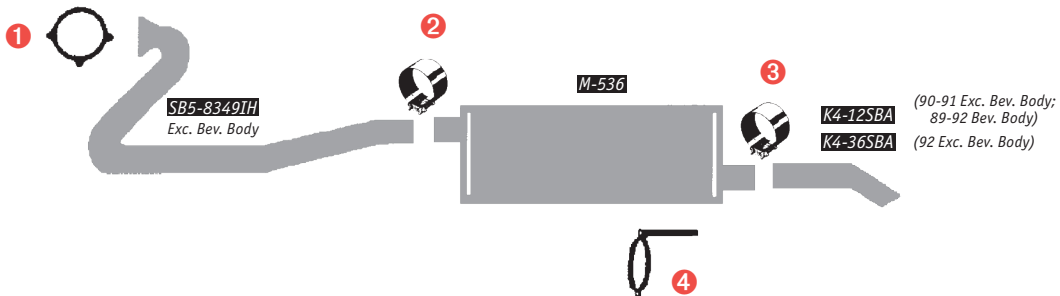
INT441



90-92 6 Cyl. 4700, DT/DTA360 Diesel Engine; Right Side Mounting; Except Beverage Body

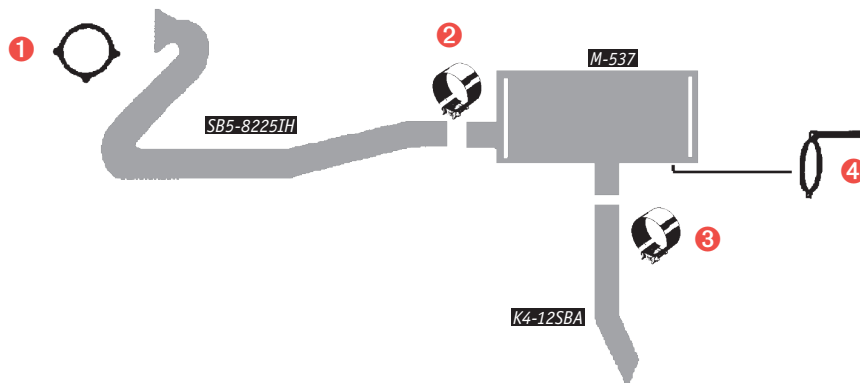
INT442

89-93 6 Cyl. 4700, DT/DTA360 Diesel Engine; Right Side Mounting; With Beverage Body



88-93 6 Cyl. 4700, DT/DTA360 Diesel Engine; Std. Cab; Right Side Mounting; (After 01-01-1988)

INT443



INTERNATIONAL MEDIUM DUTY TRUCKS

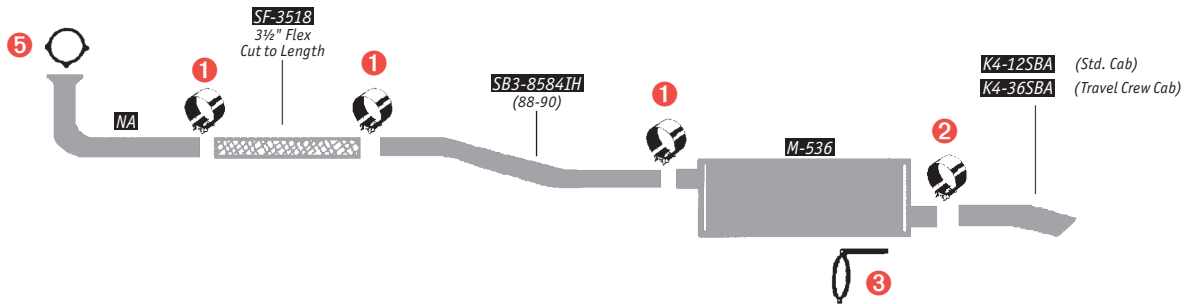
CLAMPS and HANGERS CHART

- 1 WFC-35 3 H-IHM6A 5 VB-351I
- 2 WFC-4 4 VB-350I

4000 Series Chassis 1½ Ton & Over

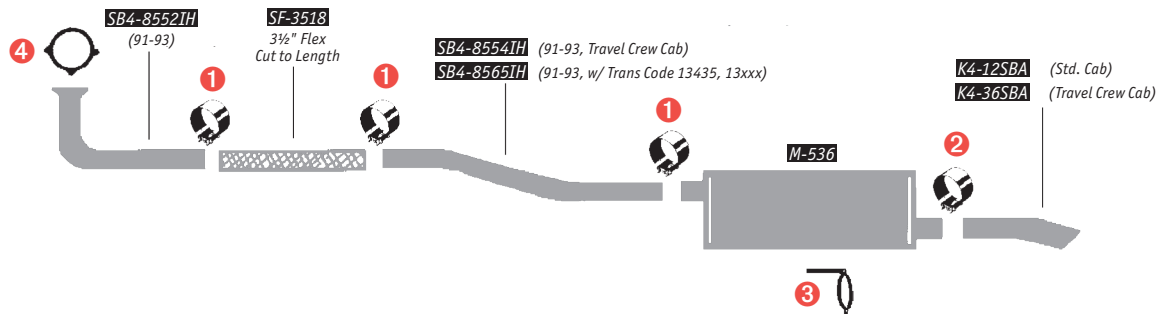
88-94 6 Cyl. 4800, 4900, DT/DTA360 Diesel Engine; Left Side Mounting;
After 01-01 -1988

INT444



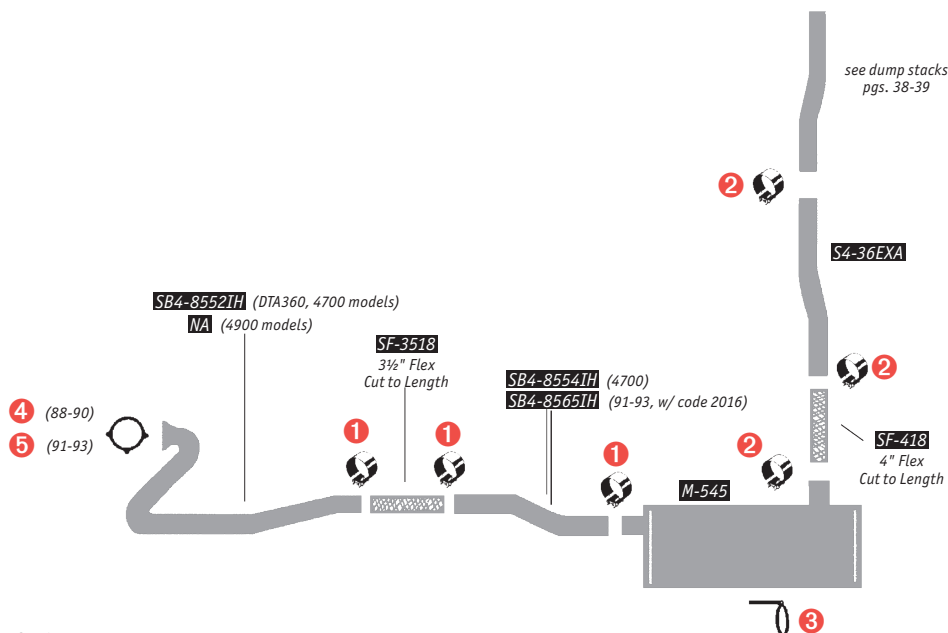
88-93 6 Cyl. 4900, DT/DTA466 Diesel Engine; Right Side Mounting;
Except Beverage Body

INT445



88-93 6 Cyl. 4700, 4900, DT/DTA360, DT/DTA466 Diesel Engine; R.H. Cab Mount
Tail Pipe; Codes 07ACR, 07ACY.2001, 2016, 2053, (1991 and later)

INT446



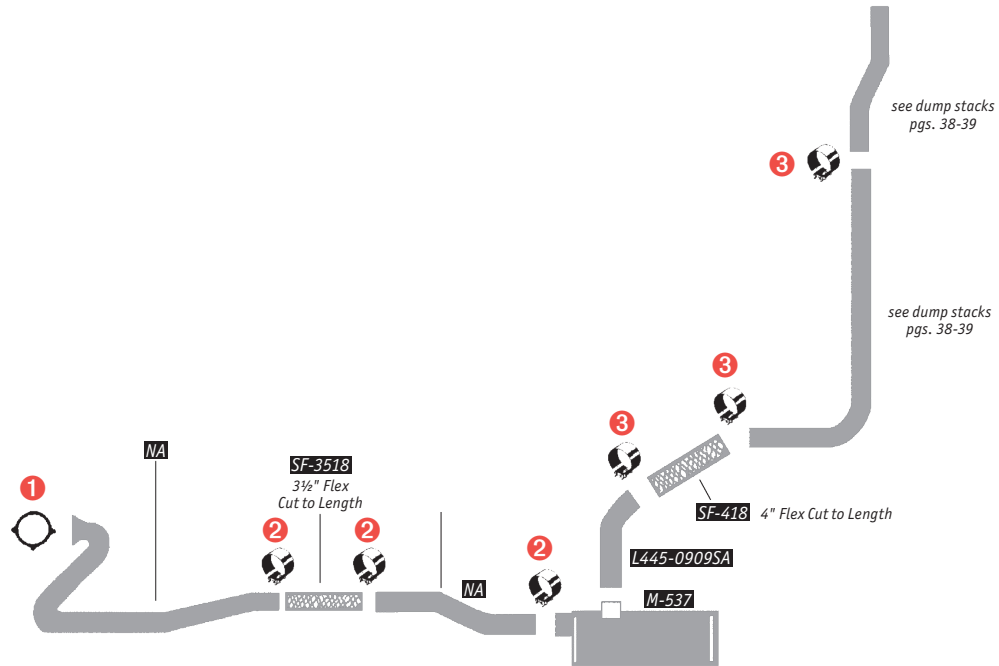
CLAMPS and HANGERS CHART

- 1 VB-351I 3 WFC-4
- 2 WFC-35 4 H-IHM6A

4000 Series Chassis 1½ Ton & Over

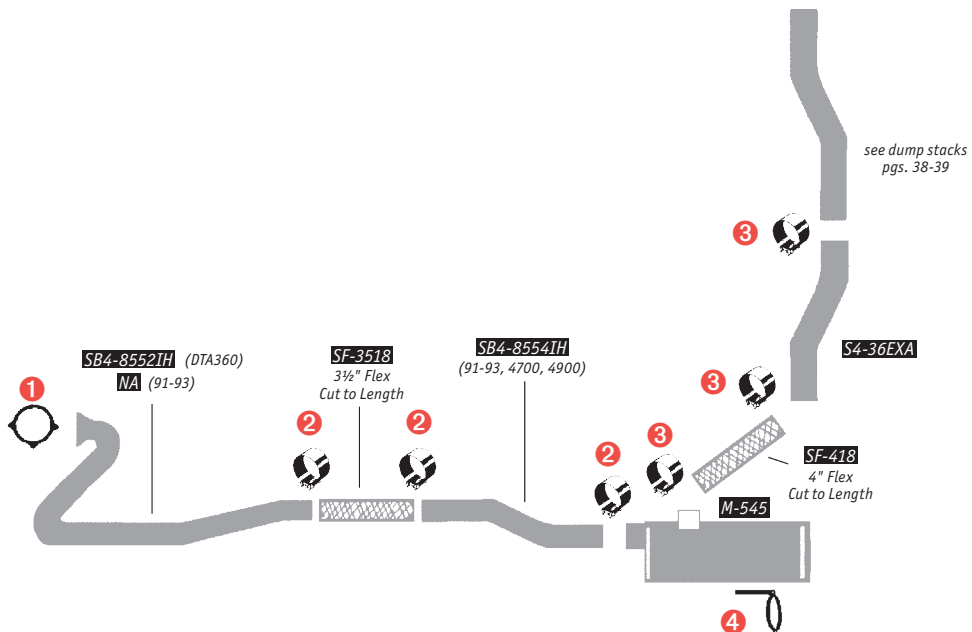
88-93 6 Cyl. 4000; DT/DTA360 Diesel Engine; STD. Cab; L.H. Cab Mounted Vertical Pipe

INT447



88-93 6 Cyl. 4700, 4900, DT/DTA360, DT/DTA466 Diesel Engine; R.H. Cab Mount Tail Pipe; Codes 07ACS, 07ACT, 07ACX, 07ACY.2014, 2025, 2026, 2038, 2041, 2048, 2050, 2051, 2056, 2057

INT448



INTERNATIONAL MEDIUM DUTY TRUCKS

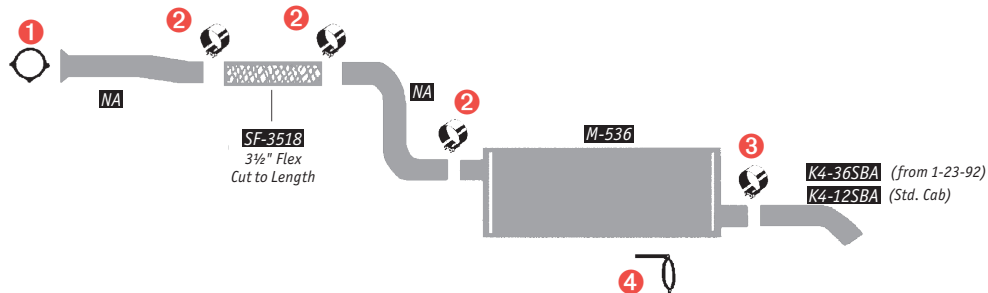
CLAMPS and HANGERS CHART

- | | | |
|-----------|-----------|-----------|
| 1 VB-351I | 3 WFC-4 | 5 VB-350I |
| 2 WFC-35 | 4 H-IHM6A | |

4000 Series Chassis 1 1/2 Ton & Over

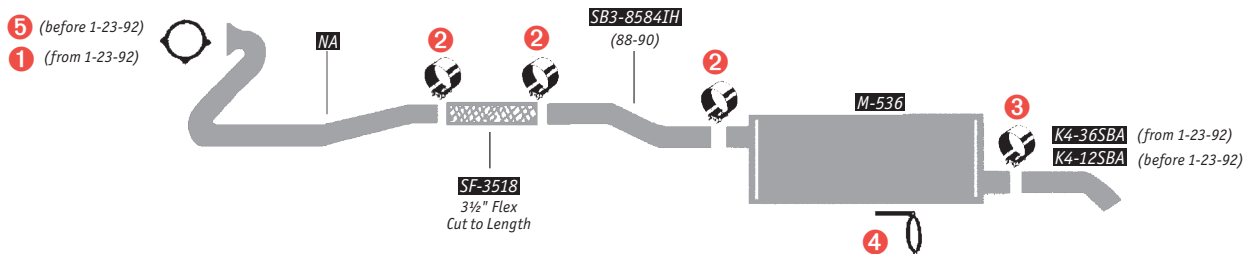
88-93 6 Cyl. 4000 Series; DT/DTA 466 Diesel Engine; L.H. Side Mount;
Codes 07AAZ.2006, .2007

INT449



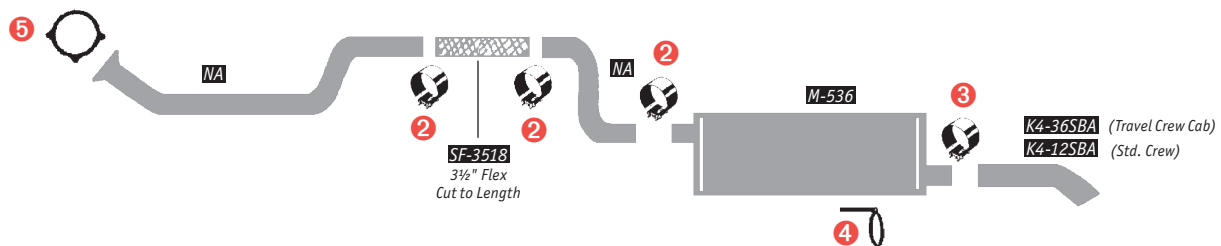
88-93 6 Cyl. 4000 Series; DT/DTA 466 Diesel Engine; L.H. Side Mount;
Codes 07AAZ.2002, .2003, .2010, .2011, .2012

INT450



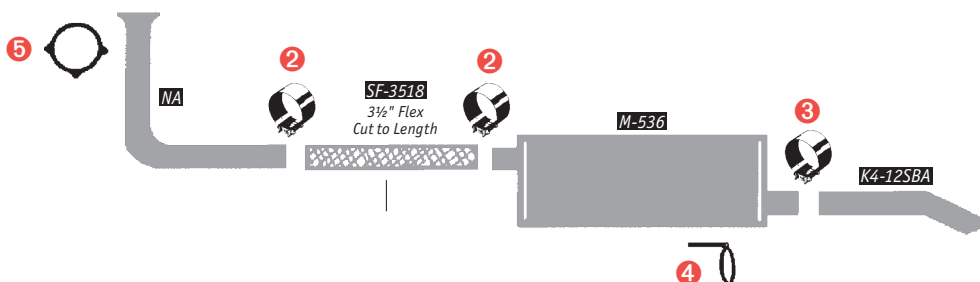
88-93 6 Cyl. 4000 Series; DT/DTA 466 Diesel Engine; (After 01-01-1988);
L.H. Side Mount; Codes 07AAZ.2001, .2008, .2009

INT451



88-93 6 Cyl. 4900; DT/DTA466 Diesel Engine; Right Side Mount; With Beverage Body

INT452



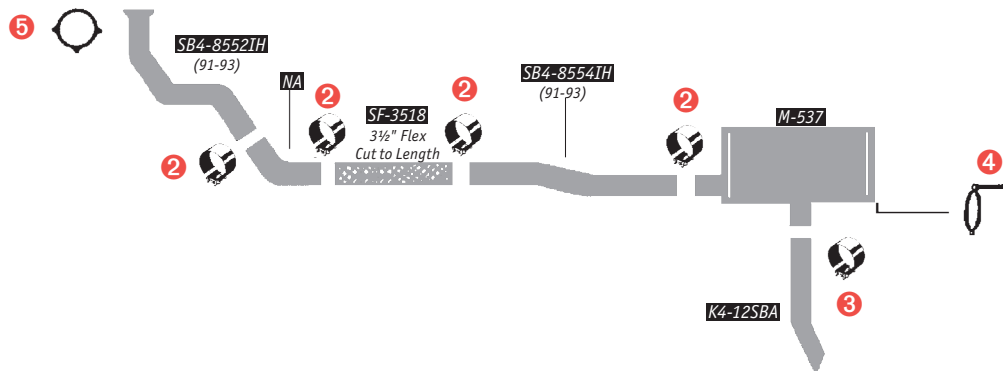
CLAMPS and HANGERS CHART

- 1 VB-351I 3 WFC-4 5 VB-350I
- 2 WFC-35 4 H-IHM6A

4000 Series Chassis 1 1/2 Ton & Over

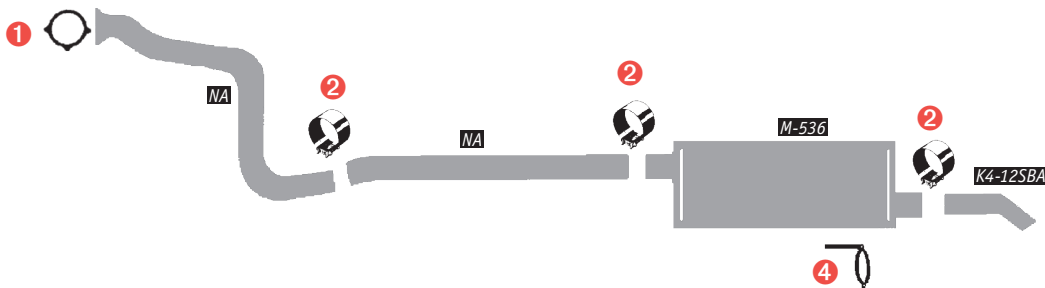
88-93 6 Cyl. 4900; DT/DTA466 Diesel Engine; Right Side Mount; (After 01-01-1988);
Except Beverage Body

INT453



88-90 6 Cyl. 4700, 4900; DT/DTA360 Diesel Engine; Left Side Mount;
Without Flex Tubing

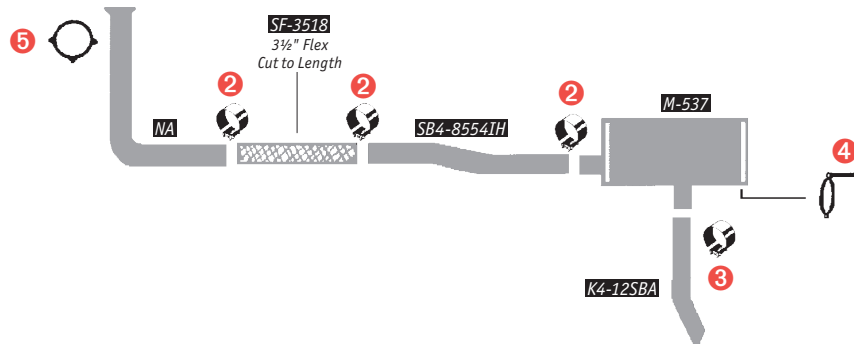
INT454



7000 Series Chassis

90-92 6 Cyl. 7100; DT/DTA466 Diesel Engine; Right Side Mount; Side Exit Outlet

INT455



INTERNATIONAL MEDIUM DUTY TRUCKS

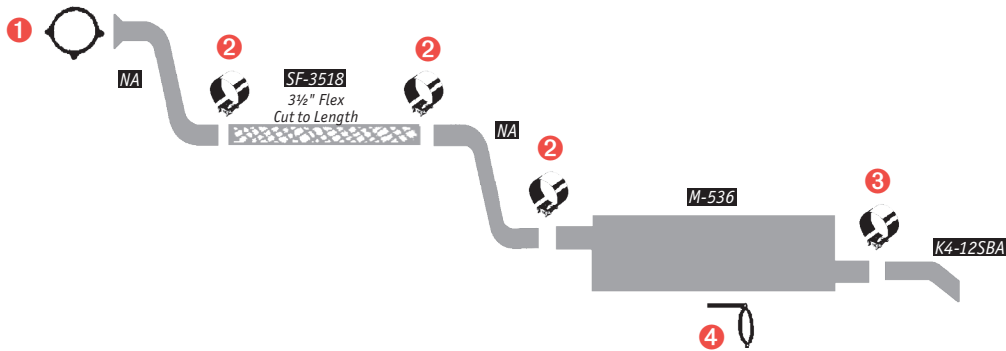
CLAMPS and HANGERS CHART

- ① VB-350I ③ WFC-4 ⑤ PF-275
- ② WFC-35 ④ H-IHM6A

7000 Series Chassis

89-92 6 Cyl. 7100, DT/DTA466 Diesel Engine; R.H. Mount; Code 07AAY

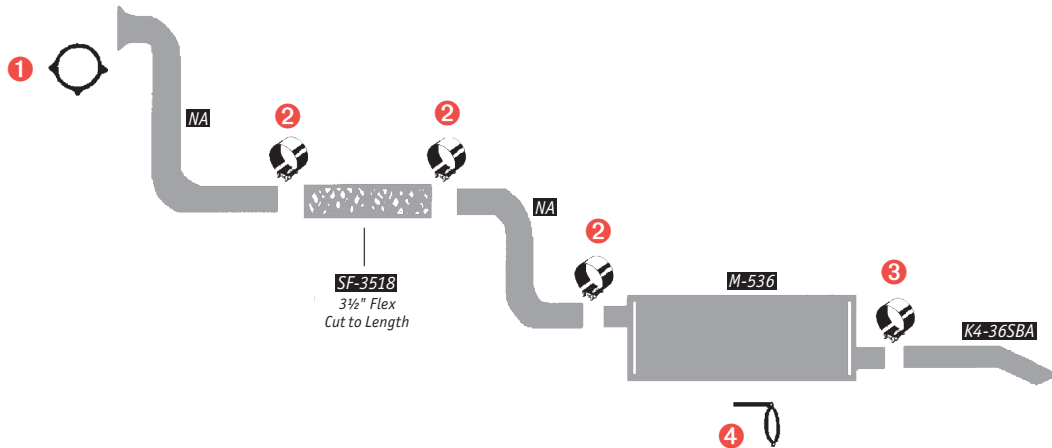
INT456



Fleetstar, Cargostar, Loadstar, "S" Series

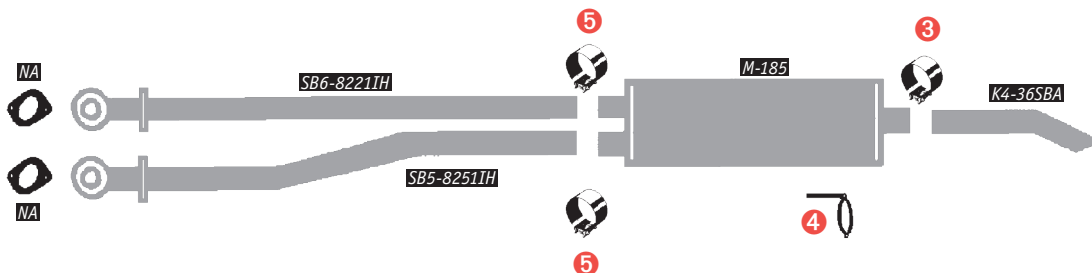
88-90 6 Cyl. Series "S"; DT466 Diesel Engine; Left Side Mount; (After 01-01-88)

INT457



83-88 8 Cyl. Series "S"; 6.9L Diesel Engine; Without Flex Tubing

INT458



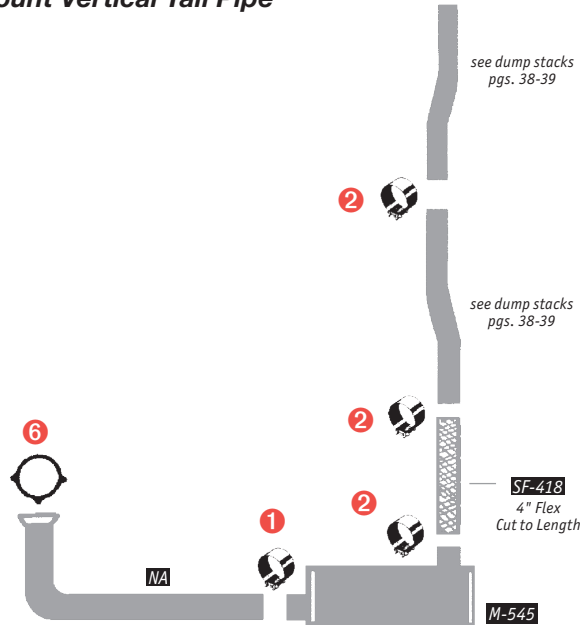
CLAMPS and HANGERS CHART

- | | | |
|----------|----------|-----------|
| 1 WFC-35 | 3 RO-25 | 5 H-IHM6A |
| 2 WFC-4 | 4 PF-275 | 6 VB-350I |

Fleetstar, Cargostar, Loadstar, "S" Series

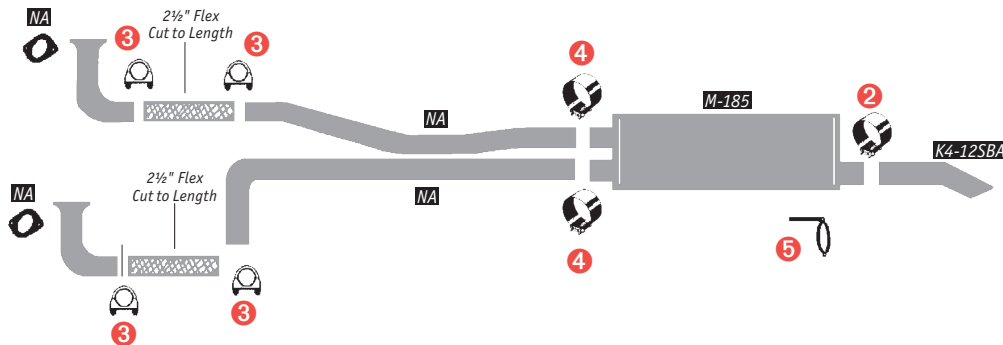
86-88 6 Cyl. Series "S"; DT/DTA466 Diesel Engine; (Before 01-01-1988); STD. Cab ; R.H. Cab Mount Vertical Tail Pipe

INT459



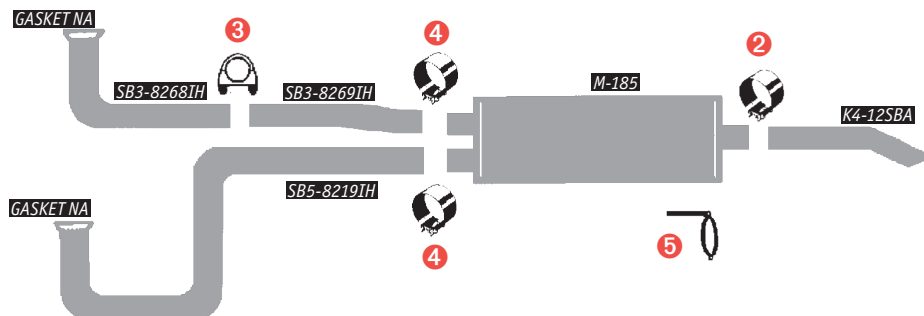
83-88 8 Cyl. Series "S"; 6.9L Diesel Engine; All W.B.; Flex Tubing

INT460



80-88 8 Cyl. Series "S"; 9.0L Diesel Engine 4x2 Models (Except 1853 Models and Code 16196)

INT461



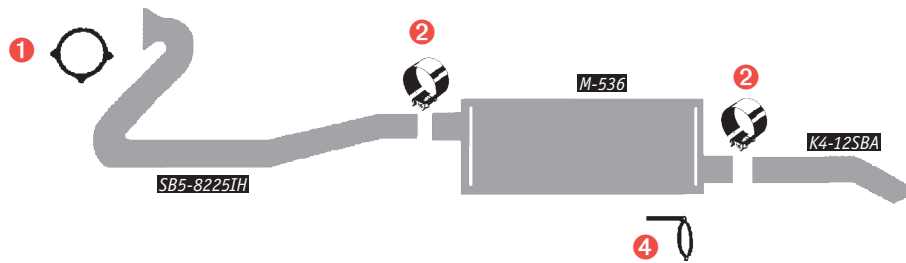
INTERNATIONAL MEDIUM DUTY TRUCKS

CLAMPS and HANGERS CHART

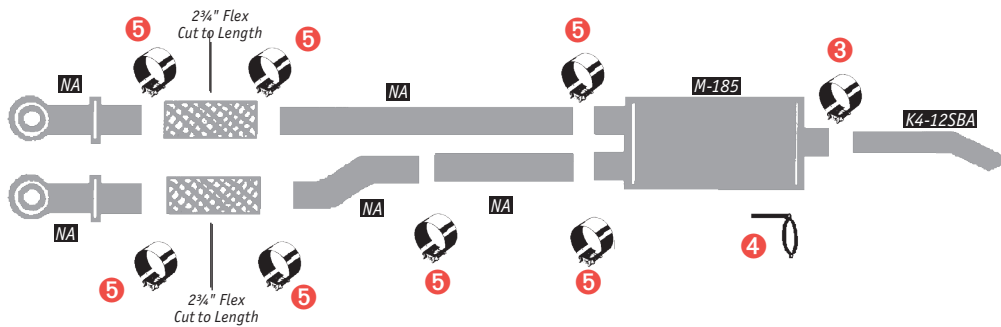
- 1 VB-350I 3 WFC-4 5 PF-275
- 2 WFC-35 4 H-IHM6A

Fleetstar, Cargostar, Loadstar, "S" Series

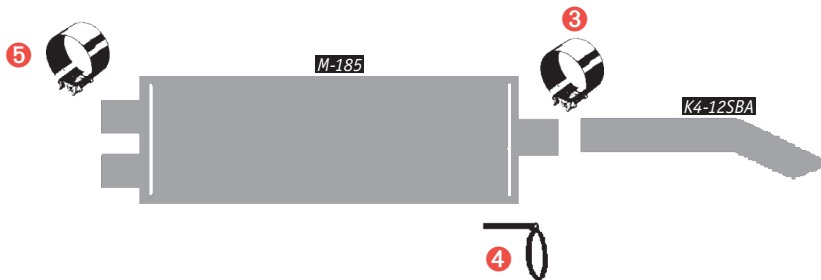
79-88 6 Cyl. Series "S"; DT466 Diesel Engine; Horizontal Tail Pipe (With Code 13552); INT462
 (Before 01-01-1988)



80-86 8 Cyl. Series "S"; 3208 Diesel Engine; Horizontal Tail Pipe INT463



80-86 8 Cyl. Series "S"; 9.0L Diesel Engine; 4x4 Series INT464



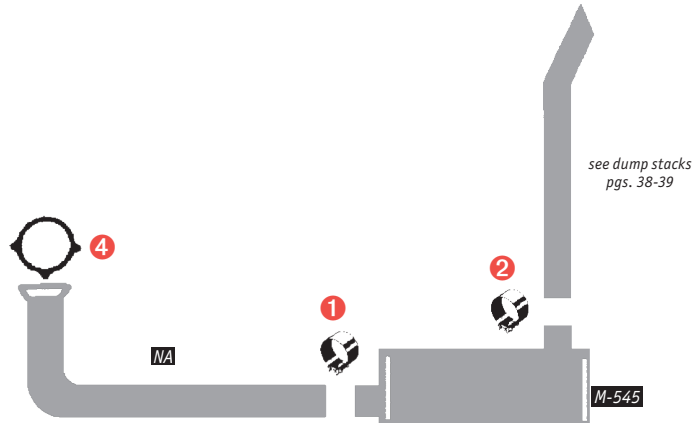
CLAMPS and HANGERS CHART

- ① WFC-35 ③ H-IHM6A
- ② WFC-4 ④ VB-350I

Fleetstar, Cargostar, Loadstar, "S" Series

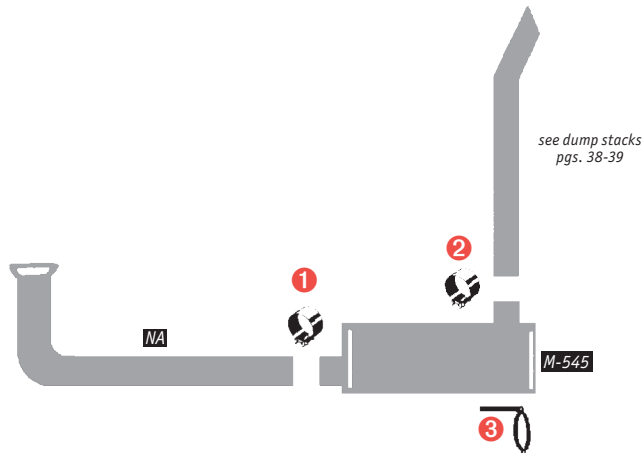
79-86 6 Cyl. Series "S"; DT466 Diesel Engine; Vertical Tail Pipe

INT465



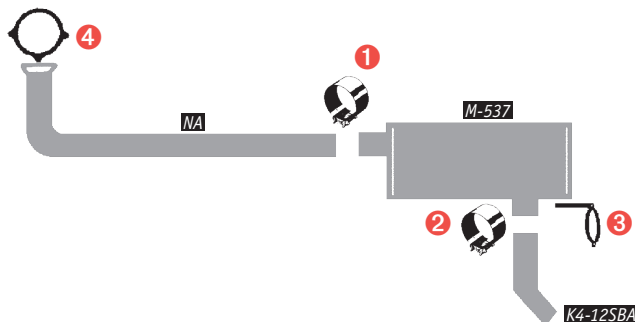
79-86 8 Cyl. Series "S"; 3208 Turbo Diesel Engine; Vertical Tail Pipe

INT466



79-86 8 Cyl. Series "S"; DT466, 466B Diesel Engine; 4x2, 6x4
(Exc. Aux. Trans. Code 13552)

INT467

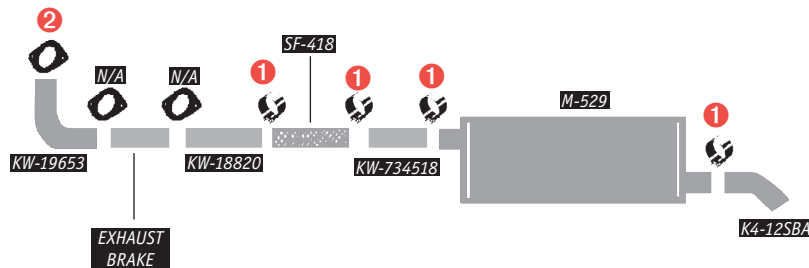


KENWORTH MEDIUM DUTY TRUCKS

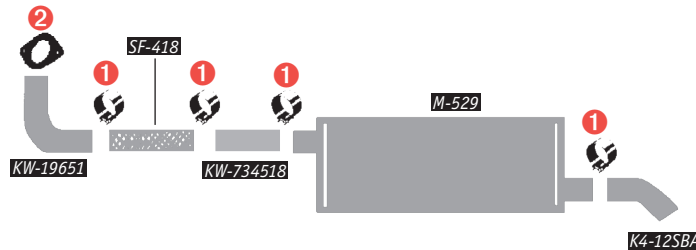
CLAMPS and HANGERS CHART

- ① WFC-4
- ② VB-413C

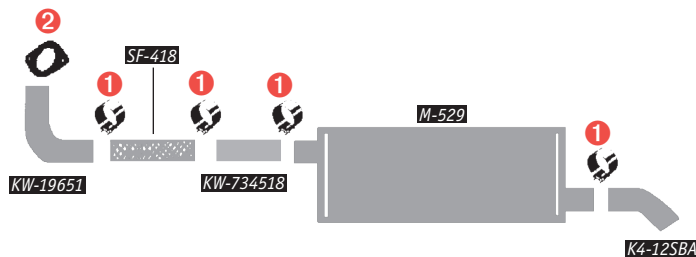
2003 6 Cyl. *Kenworth T300 w/Cummins ISC Diesel, Horizontal Muffler & Tailpipe, w/ Exhaust Brake* **KW500**



2003 6 Cyl. *Kenworth T300 w/Cummins ISC Diesel, Horizontal Muffler & Tailpipe, w/o Exhaust Brake* **KW501**



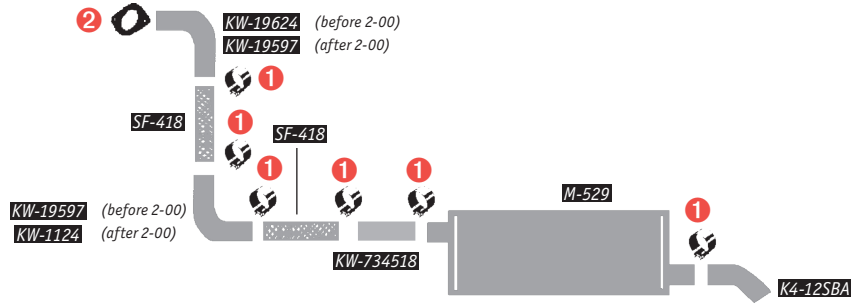
2002 6 Cyl. *Kenworth T300 w/Cummins 8.3L Diesel, Horizontal Muffler & Tailpipe, w/o Exhaust Brake* **KW502**



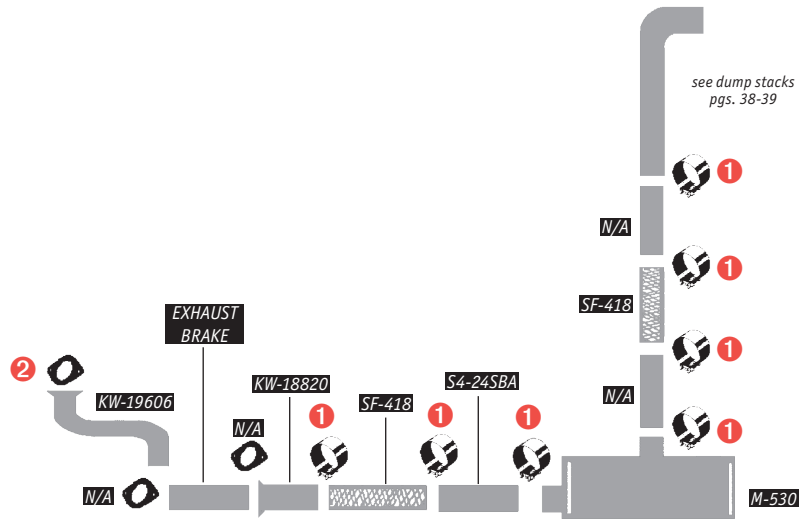
CLAMPS and HANGERS CHART

- ① WFC-4
- ② VB-461D

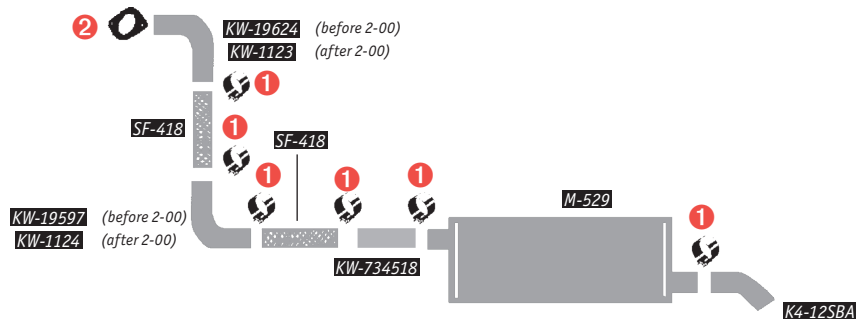
2002 **6 Cyl.** **Kenworth T300 w/CAT. 3126 Diesel, Horizontal Muffler & Tailpipe, w/o Exhaust Brake** **KW503**



2001 **6 Cyl.** **Kenworth T300 w/CAT. 3126 Diesel, Horizontal Muffler & Vertical Stack Pipe, w/Exhaust Brake, 9 Speed Manual Transmission** **KW504**



99-2000 **6 Cyl.** **Kenworth T300 w/CAT. 3126 Diesel, Box/Straight Truck, Horizontal Muffler & Tailpipe, w/o Exhaust Brake, 6 Speed Manual Transmission** **KW505**





SCHOOL BUS EXHAUST SYSTEMS

**GRAND
ROCK**


SCHOOL BUS EXHAUST SYSTEMS

School Bus Exhaust Systems

Grand Rock Company has been dedicated to providing **Exhaust Solutions** to the Heavy Duty Industry for over 35 years.

In 1973 Grand Rock Company found it's start building exhaust pipes for tractors. Over the next couple decades, Grand Rock expanded their dreams and devotion to the exhaust industry and began building replacement parts for Heavy Duty Trucks. With a foundation built on quality, commitment and technical experience, Grand Rock Company became the pinnacle of Exhaust technology that it is today.

...In 2009 Grand Rock took that dedication of quality, service, and expertise and launched into their newest market, School Bus Exhausts.



Grand Rock Exhausts are manufactured in Ohio and are produced from high quality, heavy gauge aluminized and stainless steel.

We Offer...

- 35+ Years Exhaust Expertise and Technical Solutions
- High Quality, Durable, Direct Fit Exhaust Systems
- Damage Free, Fast Shipping
- Direct Customer Support
- Largest Selection of OE Replacement Exhaust Parts and Components

FOR SCHOOL BUS EXHAUST PARTS SEE SCHOOL BUS CATALOG

POWERFLOW SYSTEMS



GRAND
ROCK

POWERFLOW SYSTEMS

POWERFLOW SYSTEMS Performance Diesel Pickup Exhaust Systems

STANDARD SINGLE - OE EXIT LOCATION



- Kits fit all wheelbases
- Systems come complete in one box and can ship UPS/FedEx Ground
- Polished 304 Stainless Slash-Cut Tip included with systems
- Hangers are heavier 1/2" diameter and utilize all OE locations
- Pyrometer fitting in turbo pipe
- 5" system is 4" to muffler, 5" after

NOTE: It is illegal to remove catalytic converters on vehicles so equipped. Consult a professional to determine options.

4" and 5" Turbo-Back Single Systems - Aluminized

PART NO.	DIAMETER	APPLICATION
FORD		
PS-9497-A4	4"	94-97 Ford 7.3 Powerstroke
PS-99-A4	4"	99-02 Ford 7.3 Powerstroke
PS-99-A5	5"	99-02 Ford 7.3 Powerstroke
PS-6.0-A4	4"	03-05 Ford 6.0 Powerstroke
PS-6.0-A5	5"	03-05 Ford 6.0 Powerstroke
DODGE		
DC-9402-A4	4"	94-02 Dodge 5.9 Cummins
DC-9402-A5	5"	94-02 Dodge 5.9 Cummins
DC-0304-A4	4"	03-04-1/2 Dodge 5.9 Cummins With 235 - 305 Hp
DC-0304-A5	5"	03-04-1/2 Dodge 5.9 Cummins With 235 - 305 Hp
DC-600-A4	4"	04-1/2-06 With 325 Hp Or 600 Series High Output
DC-600-A5	5"	04-1/2-06 With 325 Hp Or 600 Series High Output
GM		
GM-0004-A4	4"	00-04 Gm 6.6 Duramax (Not For LBZ Engine)

POWERFLOW EXHAUST KIT



Their Clamp on left VS Ours on the right



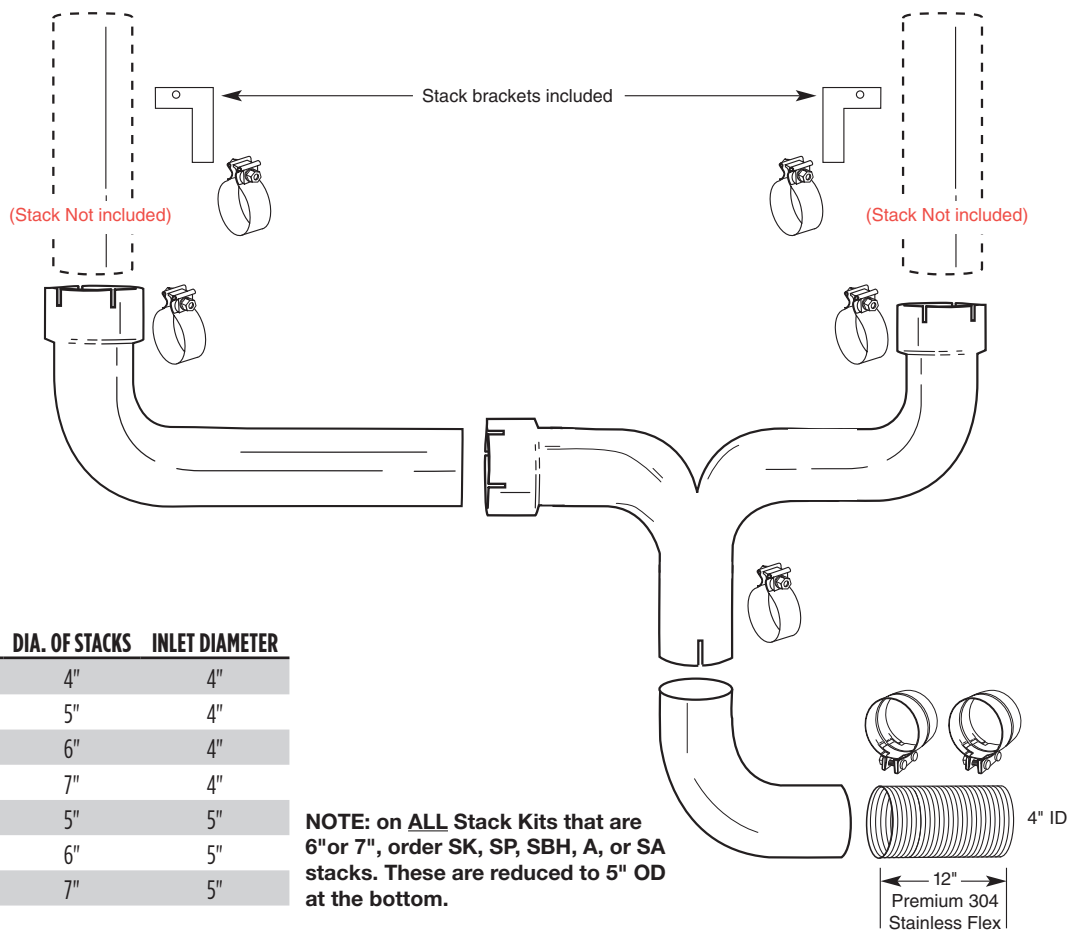
- Bolt-On a reduction in Exhaust Temp.
- Larger pipe diameters than OE
- Straight-Thru, unrestricted muffler

***BOLT-ON HORSEPOWER, TORQUE, AND FUEL ECONOMY
You Can't Afford NOT to Upgrade Your Exhaust***

Dual Stack Kits

Powerflow Diesel Pickup “BIG RIG” Dual Stack Kits

- Gives Diesel Pickups that “Big Rig” look!
- Improved performance!
- Functional—Routes exhaust fumes above and away from livestock, car haulers, and cargo where diesel smoke is unwanted
- Select many different exhaust stack styles and lengths to use with this system (stacks not included with kits)



PART NO.	DIA. OF STACKS	INLET DIAMETER
DPU-4SK	4"	4"
DPU-5SK	5"	4"
DPU-6SK	6"	4"
DPU-7SK	7"	4"
DPU-5SK-5I	5"	5"
DPU-6SK-5I	6"	5"
DPU-7SK-5I	7"	5"

NOTE: on **ALL** Stack Kits that are 6" or 7", order SK, SP, SBH, A, or SA stacks. These are reduced to 5" OD at the bottom.

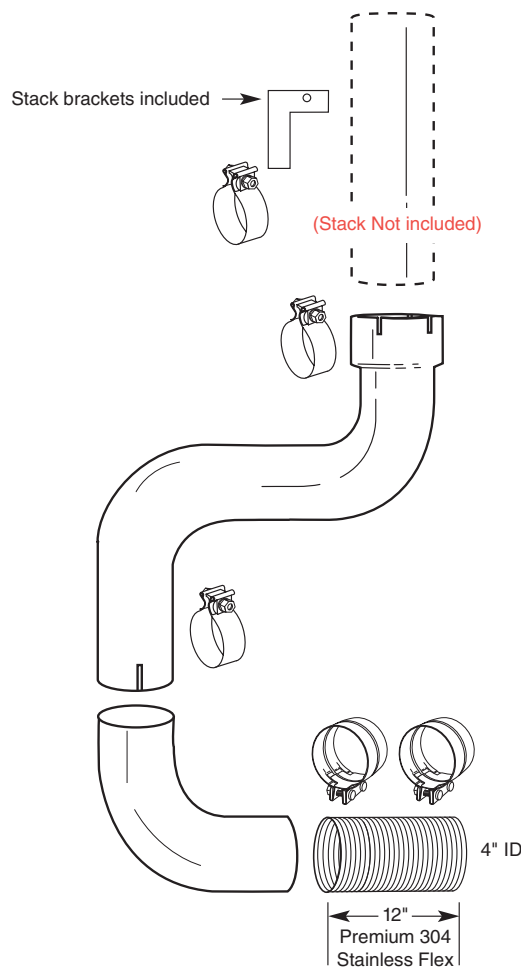
- Kit includes 2 bright stainless unistrap clamps to secure stacks
- Quality AccuSeal™ heavy gauge band clamps included in kits

Everything included except chrome stacks. Down Pipes, Muffler and Intermediate Pipe not included with these kits.

Single Stack Kits

Powerflow Diesel Pickup “BIG RIG” Single Stack Kits

- Gives Diesel Pickups that “Big Rig” look!
- Improved performance!
- Functional—Routes exhaust fumes above and away from livestock, car haulers, and cargo where diesel smoke is unwanted
- Select many different exhaust stack styles and lengths to use with this system (stacks not included with kits)



PART NO.	DIA. OF STACKS	INLET DIAMETER
SPU-4SK	4"	4"
SPU-5SK	5"	5"
SPU-6SK	6"	5"
SPU-7SK	7"	5"

NOTE: on ALL Stack Kits that are 6" or 7", order SK, SP or SBH stacks. These are reduced to 5" OD at the bottom.

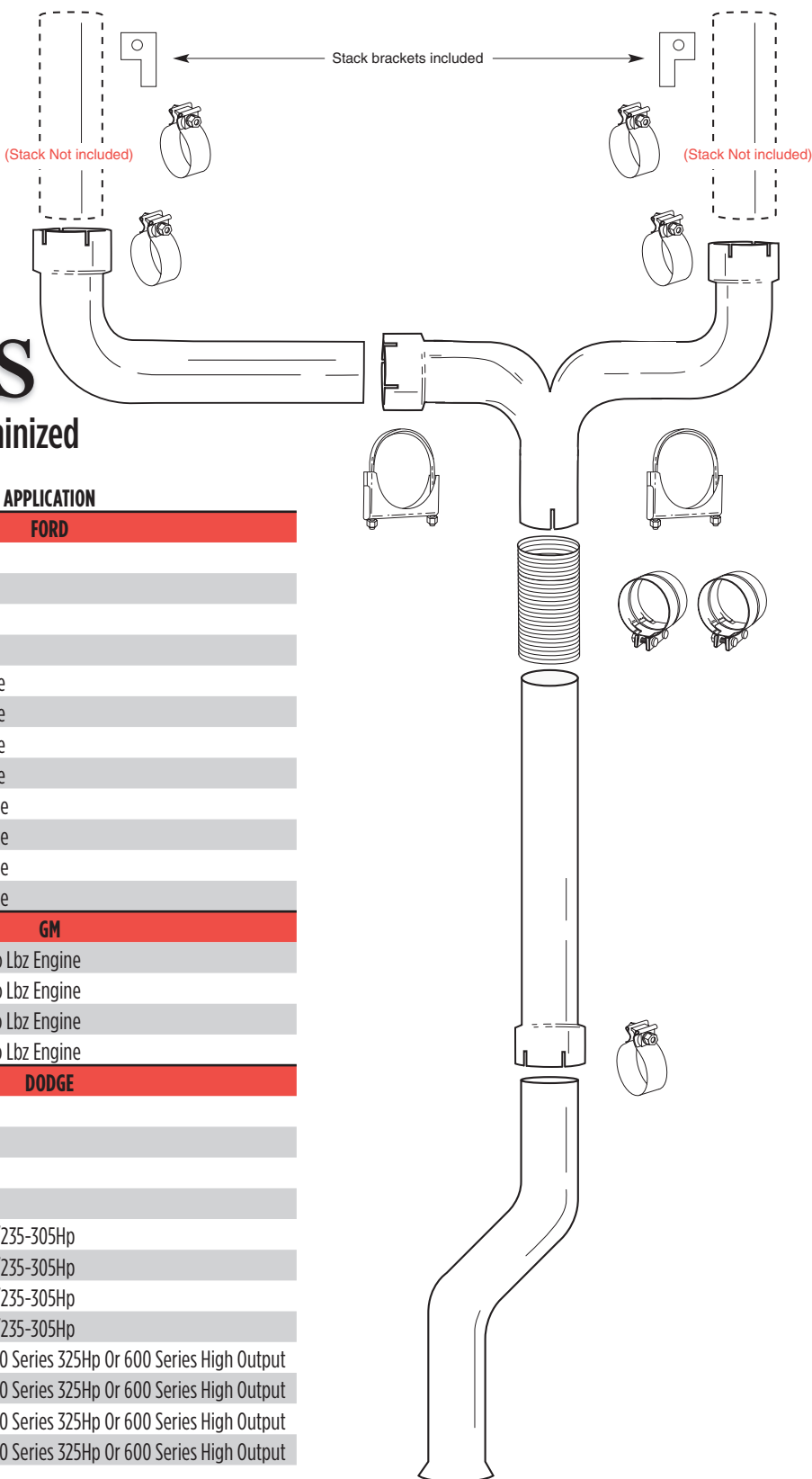
- Kit includes bright stainless unistrap clamp to secure stack
- Quality AccuSeal™ heavy gauge band clamps included in kits

Everything included except chrome stacks. Down Pipes, Muffler and Intermediate Pipe not included with these kits.

Stack Kits

Dual Stack Kits

Complete Turbo To Stack Kits. Aluminized



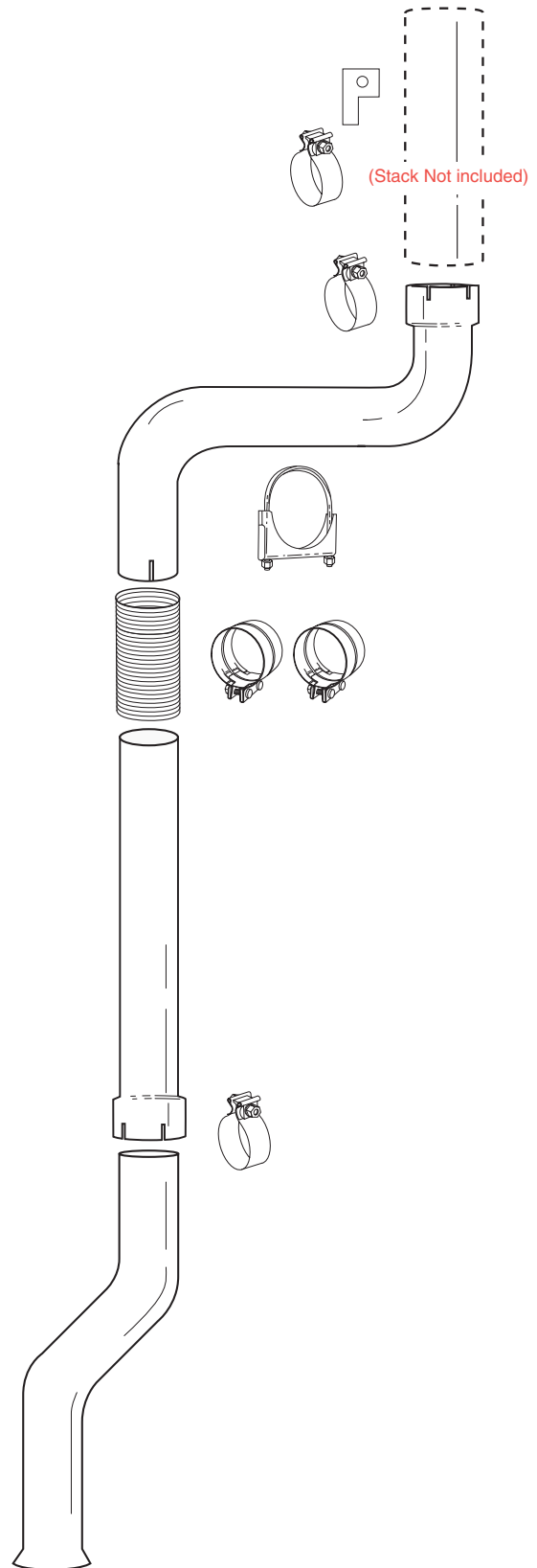
PART NO.	DIAMETER	APPLICATION
FORD		
PS-9497-4SK	4"	94-97 Ford Powerstroke
PS-9497-5SK	5"	94-97 Ford Powerstroke
PS-9497-6SK	6"	94-97 Ford Powerstroke
PS-9497-7SK	7"	94-97 Ford Powerstroke
PS-9902-4SK	4"	99-02 Ford 7.3L Powerstroke
PS-9902-5SK	5"	99-02 Ford 7.3L Powerstroke
PS-9902-6SK	6"	99-02 Ford 7.3L Powerstroke
PS-9902-7SK	7"	99-02 Ford 7.3L Powerstroke
PS-6.0-4SK	4"	03-05 Ford 6.0L Powerstroke
PS-6.0-5SK	5"	03-05 Ford 6.0L Powerstroke
PS-6.0-6SK	6"	03-05 Ford 6.0L Powerstroke
PS-6.0-7SK	7"	03-05 Ford 6.0L Powerstroke
GM		
GM-0004-4SK	4"	00-04 Gm 6.6L Duramax No Lbz Engine
GM-0004-5SK	5"	00-04 Gm 6.6L Duramax No Lbz Engine
GM-0004-6SK	6"	00-04 Gm 6.6L Duramax No Lbz Engine
GM-0004-7SK	7"	00-04 Gm 6.6L Duramax No Lbz Engine
DODGE		
DC-9402-4SK	4"	94-02 5.9L Cummins
DC-9402-5SK	5"	94-02 5.9L Cummins
DC-9402-6SK	6"	94-02 5.9L Cummins
DC-9402-7SK	7"	94-02 5.9L Cummins
DC-0304-4SK	4"	03-04-1/2 5.9L Cummins W/235-305Hp
DC-0304-5SK	5"	03-04-1/2 5.9L Cummins W/235-305Hp
DC-0304-6SK	6"	03-04-1/2 5.9L Cummins W/235-305Hp
DC-0304-7SK	7"	03-04-1/2 5.9L Cummins W/235-305Hp
DC-600-4SK	4"	04-1/2-06 5.9L Cummins 600 Series 325Hp Or 600 Series High Output
DC-600-5SK	5"	04-1/2-06 5.9L Cummins 600 Series 325Hp Or 600 Series High Output
DC-600-6SK	6"	04-1/2-06 5.9L Cummins 600 Series 325Hp Or 600 Series High Output
DC-600-7SK	7"	04-1/2-06 5.9L Cummins 600 Series 325Hp Or 600 Series High Output

Stack Kits

Single Stack Kits

Complete Turbo To Stack Kits. Aluminized

PART NO.	DIAMETER	APPLICATION
FORD		
PS-9497-S4SK	4"	94-97 Ford Powerstroke
PS-9497-S5SK	5"	94-97 Ford Powerstroke
PS-9497-S6SK	6"	94-97 Ford Powerstroke
PS-9497-S7SK	7"	94-97 Ford Powerstroke
PS-9902-S4SK	4"	99-02 Ford 7.3L Powerstroke
PS-9902-S5SK	5"	99-02 Ford 7.3L Powerstroke
PS-9902-S6SK	6"	99-02 Ford 7.3L Powerstroke
PS-9902-S7SK	7"	99-02 Ford 7.3L Powerstroke
PS-6.0-S4SK	4"	03-05 Ford 6.0L Powerstroke
PS-6.0-S5SK	5"	03-05 Ford 6.0L Powerstroke
PS-6.0-S6SK	6"	03-05 Ford 6.0L Powerstroke
PS-6.0-S7SK	7"	03-05 Ford 6.0L Powerstroke
GM		
GM-0004-S4SK	4"	00-04 Gm 6.6L Duramax No Lbz Engine
GM-0004-S5SK	5"	00-04 Gm 6.6L Duramax No Lbz Engine
GM-0004-S6SK	6"	00-04 Gm 6.6L Duramax No Lbz Engine
GM-0004-S7SK	7"	00-04 Gm 6.6L Duramax No Lbz Engine
DODGE		
DC-9402-S4SK	4"	94-02 5.9L Cummins
DC-9402-S5SK	5"	94-02 5.9L Cummins
DC-9402-S6SK	6"	94-02 5.9L Cummins
DC-9402-S7SK	7"	94-02 5.9L Cummins
DC-0304-S4SK	4"	03-04-1/2 5.9L Cummins W/235-305Hp
DC-0304-S5SK	5"	03-04-1/2 5.9L Cummins W/235-305Hp
DC-0304-S6SK	6"	03-04-1/2 5.9L Cummins W/235-305Hp
DC-0304-S7SK	7"	03-04-1/2 5.9L Cummins W/235-305Hp
DC-600-S4SK	4"	04-1/2-06 5.9L Cummins 600 Series W/325Hp Or 600 Series High Output
DC-600-S5SK	5"	04-1/2-06 5.9L Cummins 600 Series W/325Hp Or 600 Series High Output
DC-600-S6SK	6"	04-1/2-06 5.9L Cummins 600 Series W/325Hp Or 600 Series High Output
DC-600-S7SK	7"	04-1/2-06 5.9L Cummins 600 Series W/325Hp Or 600 Series High Output



CUSTOM PARTS



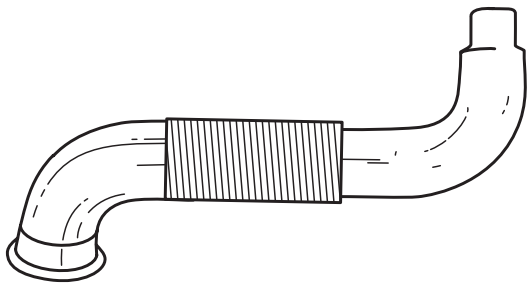
**GRAND
ROCK**

CUSTOM PARTS

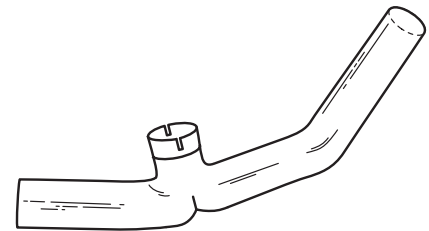
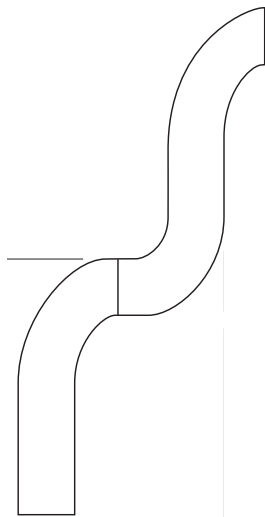
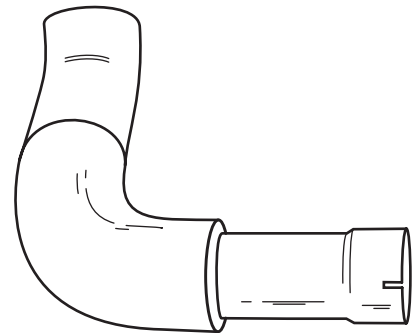
Don't See it in Our Catalog or Interchange?

We can make almost anything exhaust related. Send us a drawing, sample, or fill in the forms on the following pages for a quote.

FABRICATING ABILITIES INCLUDE:

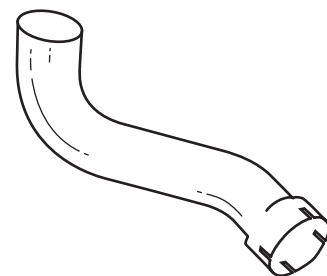
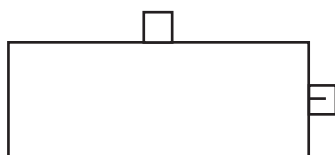


Bending
Deburring
Sizing
Reducing
Tapping
Flaring
Slotting
Welding
Chamfering
Expanding
Beading
Machining
Swaging
Drilling



MATERIAL / FINISHES

Plain Steel
Aluminized
Stainless
Chrome
Ceramic Lined
Ceramic Coated



Custom Mufflers

We can either modify existing mufflers or build them from scratch.
Provide the following information:

Quantity _____

Type (see samples) _____

Engine Type & Size _____

A Inlet Diameter _____ I.D. or O.D. _____

B Outlet Diameter _____ I.D. or O.D. _____

C Body Diameter _____

D Body Length _____

E Overall Length _____

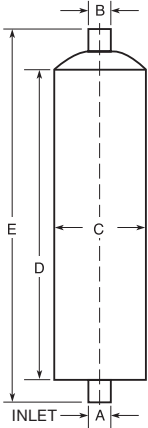
F Location Inlet _____ Clock Position _____

G Location Outlet _____ Clock Position _____


H Measurement _____

I Material Type _____

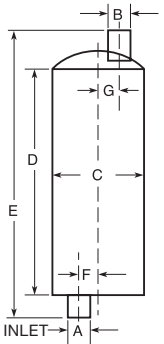
Body Diameter Available
6"
7"
8.5"
9"
10"
11"
12
16
8" x 11"
10" x 15"



Type 1

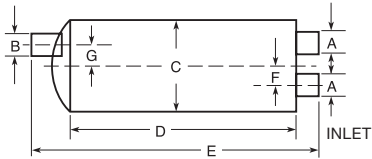


Type 1A

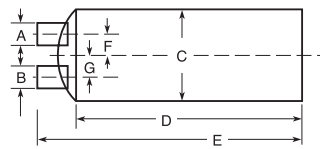


Type 2

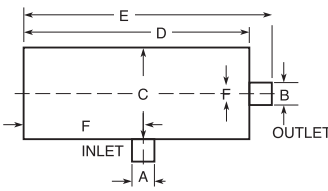
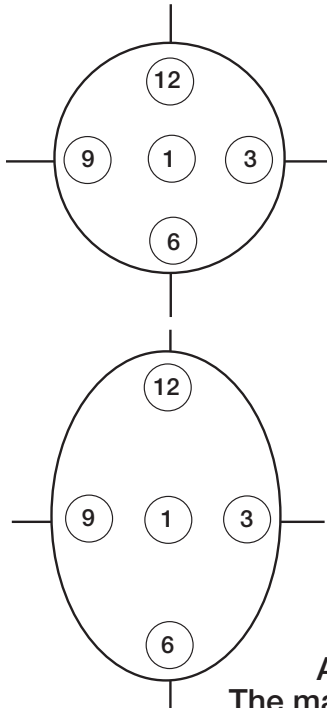
NOTE: All clock positions viewed from inlet end of muffler.



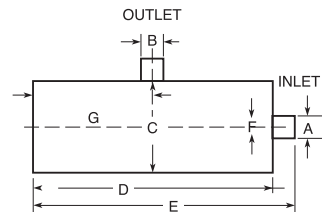
Type 2A



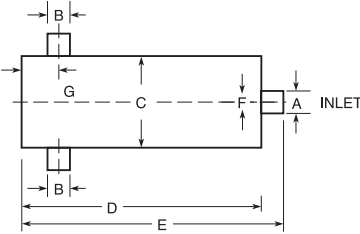
Type 3



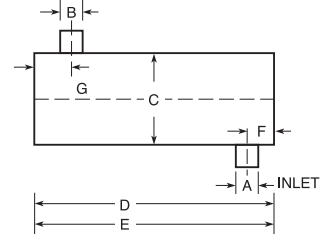
Type 4



Type 6



Type 7



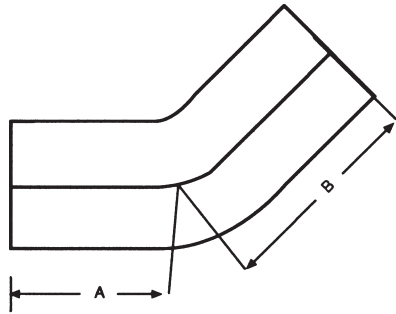
Type 9

Quotes are good for 30 days!
All Custom Muffler Sales are **FINAL** with no returns.
The manufacturing and shipping process is generally 10-14 days

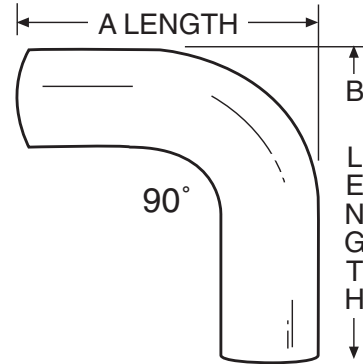
A picture is worth a thousand words. Please fax us your specs.



Custom Elbows



Measure to center line



Measure to backside

CALL FOR LEAD TIME

Quantity _____

Diameter _____

Degree of Bend _____

A Dimension _____

B Dimension _____

A or B Expanded (I.D.) _____

Aluminized, Chrome, Plain, SS, CL, CC _____

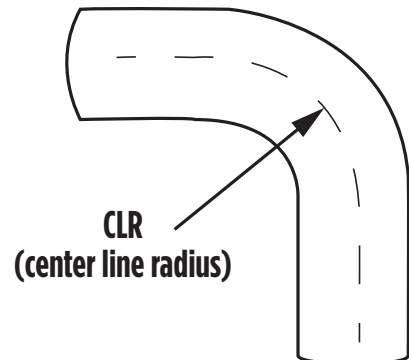
Bending Capability

Compression Bending

DIA.	CLR
1.5"	3"
1.75"	3", 4"
2"	3", 4", 5"
2.25"	4", 5"
2.5"	4", 5"

Mandrel Bending

DIA.	CLR
3"	3.5"
3.5"	5"
4"	4.5"
5"	5.5", 7.5"
6"	7", 10"
7"	8"
8"	12"



Custom Dump Truck Stacks

Custom made to your specs

Quantity _____

Diameter _____

Curved or Straight Top _____

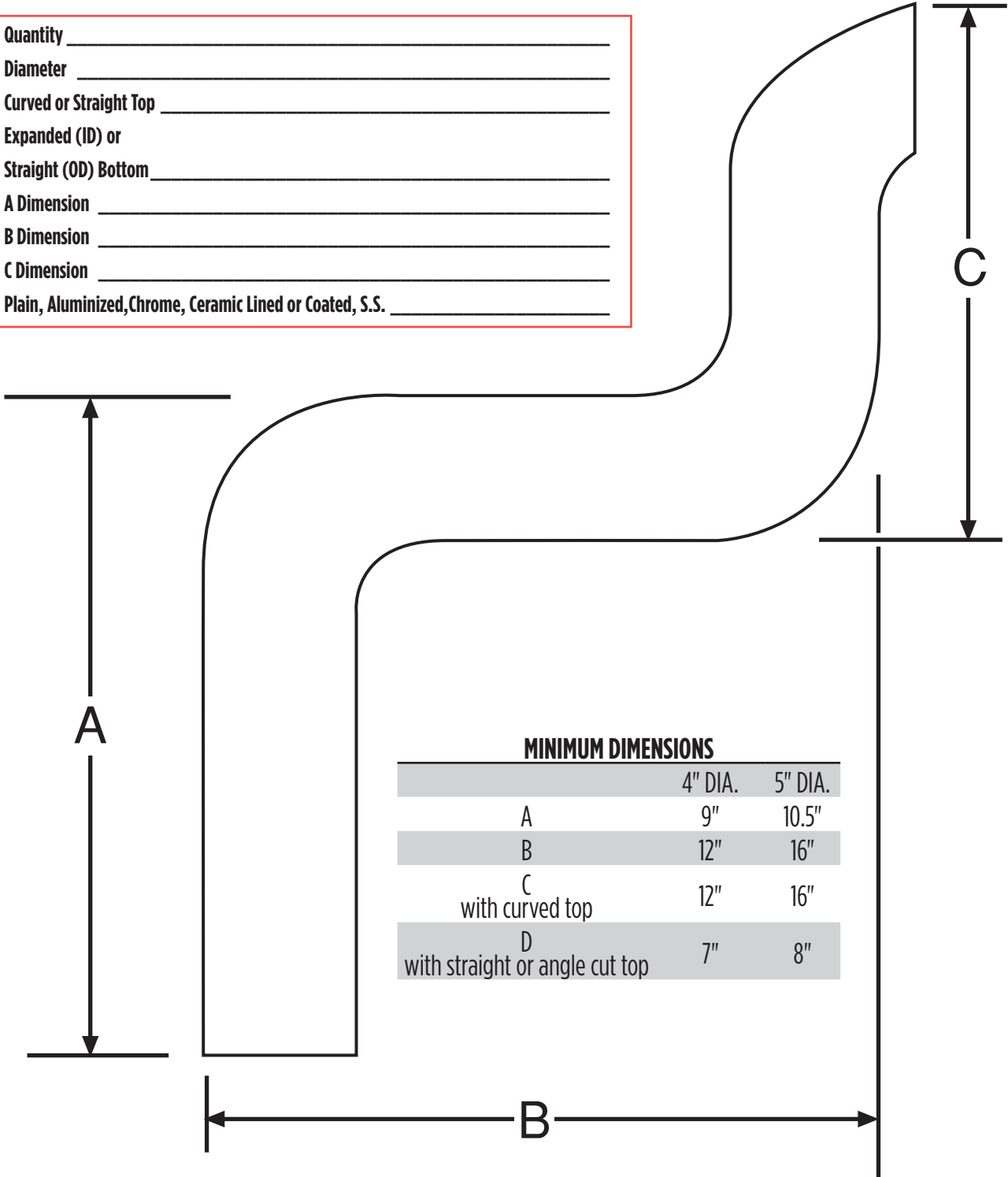
Expanded (ID) or
Straight (OD) Bottom _____

A Dimension _____

B Dimension _____

C Dimension _____

Plain, Aluminized, Chrome, Ceramic Lined or Coated, S.S. _____

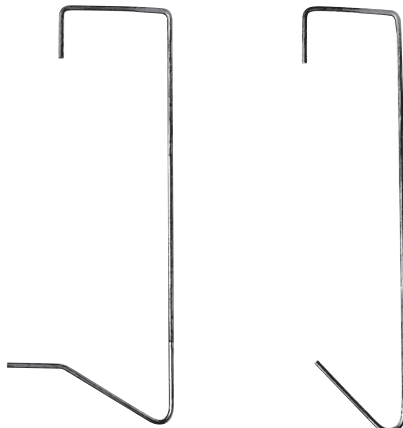


Fill in the blanks and fax this sheet to (440) 639-2010 for quote.

Call for lead time



Pipe Hooks



- Part No. PH-4A – (2.75" to 4" Dia.)
H.D. pipe hooks.
- Part No. PH-6A – (5" to 6" Dia.)
H.D. pipe hooks.

Pipe Cutters



- Part No. Pipecut-5 – (2.5" to 5" Dia.)
- Part No. Pipecut-65 – (4" to 6.5" Dia.)
Standard tube cutter & wheel style.
- Part No. Cutwheel – (Wheel)
Replacement components for tube style cutters.

Pipe End Shaper Tool



- Part No. Shaper-4 – (2.75" to 4.5" Dia.)

Muffler Cement



- Part No. Cement – 16oz.**
This high-performance muffler cement applies like putty but dries metal hard. Available in cases of 12 only.

NUMERICAL LISTING

A5-24SBC..... 13	AT-765	CN-76A22	DC-9402-S4SK..... 226	EZ-234
A5-36SBC..... 13	AT-8.....65	CN-86A22	DC-9402-S5SK..... 226	EZ-225.....34
A5-48SBC 13	BH5-108EXC 14	CP-2258A.....22	DC-9402-S6SK..... 226	EZ-25.....34
A5-60SBC 13	BH5-36SBC..... 14	CP-258A22	DC-9402-S7SK..... 226	EZ-275.....34
A5-72SBC 13	BH5-48SBC 14	CP-28A22	DPU-4SK 223	EZ-334
AC-6KWLP39	BH5-60SBC 14	CP-358A22	DPU-5SK..... 223	EZ-35.....34
AC-6KWLP.....39	BH5-72EXC..... 14	CP-38A22	DPU-5SK-5I..... 223	EZ-4.....34
AC-7KWLP.....39	BH5-72SBC..... 14	CP-458A.....22	DPU-6SK 223	EZ-4534
AC-7KWLP.....39	BH5-84EXC 14	CP-48A.....22	DPU-6SK-5I 223	EZ-534
ACFM-5.....39	BH5-96EXC 14	CP-48C.....22	DPU-7SK..... 223	EZ-6.....34
ACFM-639	BH6-108EXC..... 14	CP-58A.....22	DPU-7SK-5I..... 223	EZ-734
ACFM-739	BH6-114EXC..... 14	CP-58C.....22	DS-434	FIHZ-5246U.....85
AD-311MF.....23	BH6-24SBC 14	CP-68A.....22	DS-5.....34	F3HZ-5246K 84
AD-411MF.....23	BH6-36SBC 14	CP-68C.....22	DTS-5C 15	F3HZ-5246M.....85
AHS-1060NS..... 60	BH6-48SBC..... 14	CP-78A22	ED-4LA..... 15	FB-4C.....35
AHS-1060RS..... 60	BH6-60SBC..... 14	CP-78C.....22	ED-4LC 15	FB-4ZN.....35
AHS-10BRKT.....58	BH6-72EXC..... 14	CP-88A.....22	ED-5LA 15	FB-5C.....35
AHS-560NS..... 60	BH6-84EXC 14	CSP-51218SC..... 15	ED-5LC 15	FB-5ZN.....35
AHS-560RS..... 60	BH6-96EXC 14	CUTWHEEL 232	ED-5LEXA 15	FB-6C.....35
AHS-5BRKT58	BH7-108EXC 14	D5M45	ED-5LEXC..... 15	FB-6ZN.....35
AHS-660NS..... 60	BH7-84EXC 14	DC-0304-4SK..... 225	EKM-1036 53	FB-7C.....35
AHS-660RS..... 60	BH7-96EXC..... 14	DC-0304-5SK 225	EKM-1136 53	FEC-5KA..... 15
AHS-6BRKT.....58	BT-4A.....16	DC-0304-6SK..... 225	ESM-3536..... 52	FEC-5KC 15
AHS-760NS 60	BT-4EXA.....16	DC-0304-7SK 225	ESM-3536-11..... 52	FEC-5SA 15
AHS-760RS 60	BT-4EXSS..... 17	DC-0304-A4..... 222	ESM-3536-110D..... 52	FK-41275
AHS-7BRKT58	BT-4SS 17	DC-0304-A5..... 222	ESM-35360D 52	FK-412G75
AS-25A34	BT-54A.....16	DC-0304-S4SK 226	ESM-436..... 52	FK-418.....75
AS-2A.....34	BT-54EXA 16	DC-0304-S5SK..... 226	ESM-436-11..... 52	FK-418G75
AS-3.....34	BT-5A 16	DC-0304-S6SK 226	ESM-4360D..... 52	FK-42475
AS-35.....34	BT-5EXA 16	DC-0304-S7SK..... 226	ESM-4360D..... 52	FK-424G75
AS-35A34	BT-5EXSS..... 17	DC-600-4SK 225	ESM-4360D-11..... 52	FK-43675
AS-3A.....34	BT-5SS..... 17	DC-600-5SK..... 225	ESM-536 52	FK-436G75
AS-434	CEMENT 232	DC-600-6SK..... 225	ESM-536-11 52	FK-51275
AS-4A34	CM-55C..... 51	DC-600-7SK 225	ESM-5360D..... 52	FK-512G75
AS-4P34	CM-56C..... 51	DC-600-A4 222	ESM-5360D-11..... 52	FK-51875
AS-5.....34	CM-66C 51	DC-600-A5 222	ESP-35..... 53	FK-518G.....75
AS-5A.....34	CN-2258A 22	DC-600-S4SK 226	ESP-350D 53	FK-52475
AS-5P.....34	CN-258A 22	DC-600-S5SK 226	ESP-4 53	FK-524G75
AS-6P34	CN-28A 22	DC-600-S6SK 226	ESP-40D..... 53	FK-53675
AS-7P34	CN-356A 22	DC-600-S7SK 226	ESP-5 53	FK-536G75
AT-365	CN-36A.....22	DC-9402-4SK 225	ESP-50D..... 53	FL-09586-013C.....99
AT-35.....65	CN-456A.....22	DC-9402-5SK 225		
AT-4.....65	CN-46A22	DC-9402-6SK 225		
AT-5.....65	CN-56A.....22	DC-9402-7SK..... 225		
AT-5565	CN-56C.....22	DC-9402-A4..... 222		
AT-6.....65	CN-66A22	DC-9402-A5..... 222		

**GRAND
ROCK**

NUMERICAL LISTING

FL-09657-013C.....	91	FL-2.....	34	G15-318.....	78	H-10C.....	41	HS-12.....	70
FL-11284-0.....	101	FL-20689-000.....	95	G15-324.....	78	H-17.....	41	HS-18.....	70
FL-11284-01.....	101	FL-20689-001.....	95	G15-3300.....	78	HB-4.....	16	HS-24.....	70
FL-11501-03.....	100	FL-21016-002.....	92	G15-336.....	78	HB-4SS.....	17	H-USE1.....	42
FL-12099-01C.....	98	FL-21016-009.....	95	G15-3512.....	78	HB-5.....	16	H-USE2.....	42
FL-12104.....	98	FL-22137-001.....	89	G15-35120.....	78	HB-5SS.....	17	HW-2600.....	70
FL-12399-0.....	102	FL-225.....	34	G15-3518.....	78	H-BBM1.....	184	IH-0024C3.....	71
FL-13974.....	97	FL-22700-000.....	91	G15-3524.....	78	H-BBM5.....	184	IH-0109C1.....	104
FL-14120.....	100	FL-23454-000.....	95	G15-35300.....	78	H-BBP1.....	42	IH-0190C2.....	112
FL-15077-0.....	98	FL-23457-001.....	95	G15-3536.....	78	H-BBP2.....	42	IH-059C1.....	109
FL-15077-3.....	98	FL-25.....	34	G15-412.....	78	HC-18.....	70	IH-0607C3.....	104
FL-15105-000.....	98	FL-26200-018.....	100	G15-4120.....	78	HC-18B.....	70	IH-101C1.....	109
FL-15653-000.....	97	FL-27334-018.....	71	G15-418.....	78	HD-35ZN.....	35	IH-118C1.....	109
FL-15653-001C.....	97	FL-275.....	34	G15-424.....	78	HD-3ZN.....	35	IH-167C1.....	109
FL-15653-002.....	97	FL-28522-000.....	71	G15-4300.....	78	HD-4ZN.....	35	IH-1755C4.....	71
FL-15653-003C.....	97	FL-28578-000.....	71	G15-436.....	78	HD-5ZN.....	35	IH-1803C1.....	111
FL-15654-0.....	97	FL-3.....	34	G15-448.....	78	HDT-49090A.....	16	IH-1804C1.....	111
FL-15654-001.....	101	FL-35.....	34	G15-512.....	78	HDT-4A.....	16	IH-275-5C.....	28
FL-15780-000.....	101	FL-4.....	34	G15-5120.....	78	HDT-59090A.....	16	IH-275-6C.....	28
FL-16412-013.....	99	FL-45.....	34	G15-518.....	78	HDT-5A.....	16	IH-275-C1.....	105
FL-16460-009.....	90	FL-4A.....	34	G15-524.....	78	HF-1051.....	46	IH-281C1.....	105
FL-16621-001.....	90	FL-5.....	34	G15-5300.....	78	H-FLM1.....	41	IH-286C1.....	105
FL-16638-029.....	99	FL-5A.....	34	G15-536.....	78	H-FLM2.....	41	IH-3450C3.....	107
FL-16638-029C.....	99	FL-6.....	34	G15-548.....	78	H-FLP1.....	41	IH-3833C1.....	107
FL-16639-001.....	90	FL6-09657-013C.....	91	G15-6120.....	78	H-FLP3.....	41	IH-4095C3.....	110
FL-16885-024.....	91	FL-6100C.....	99	G18-4300.....	78	H-FLP4.....	41	IH-4821C3.....	111
FL-16885-041.....	91	FL-7P.....	34	G18-5300.....	78	H-FLP5.....	41	IH-4830C4.....	110
FL-17094-012.....	97	FL-9586-015.....	100	G-BB1.....	185	H-FTM2.....	42	IH-5758C2.....	107
FL-17094-013.....	97	FL-9586-13.....	99	G-BB2.....	184	H-FTP1.....	41	IH-5967C1.....	111
FL-17094-014.....	97	FL-9833-06.....	100	GBS-312.....	79	HH-390.....	65	IH-6294C2.....	71
FL-17094-015.....	97	FT-212BA.....	87	GBS-3512.....	79	HH-490.....	65	IH-8113C5.....	71
FL-17094-016.....	97	FT-212C.....	85	GBS-412.....	79	HH-5590.....	65	IH-845C1.....	109
FL-17094-020.....	97	FT-212F.....	84	GBS-512.....	79	HH-590.....	65	IH-9304C1.....	104
FL-17094-030.....	97	FT-5246B.....	84	G-GM1.....	184	HH-690.....	65	IH-9843C2.....	111
FL-17123-002.....	92	FT-5246K.....	84	GH-18S.....	57	H-IH7.....	42	IH-9844C1.....	112
FL-17123-024.....	92	FT-5246M.....	85	GH-24S.....	57	H-IHM1.....	42	IM-418.....	45
FL-17123-043.....	102	FT-5246V.....	85	GM-0004-4SK.....	225	H-IHM2.....	42	IM-518.....	45
FL-17131-001.....	92	FT-5246X.....	85	GM-0004-5SK.....	225	H-IHM4.....	42	IM-560.....	45
FL-17131-006.....	92	FT-5D209CA.....	84	GM-0004-6SK.....	225	H-IHM6.....	42	IM-572.....	45
FL-17131-009.....	92	G15-225300.....	78	GM-0004-7SK.....	225	H-IHM6A.....	42	IM-672.....	45
FL-17476-000.....	93	G15-2300.....	78	GM-0004-A4.....	222	H-IHP1.....	41	IM-772.....	45
FL-17476-001.....	93	G15-25120.....	78	GM-0004-S4SK.....	226	H-IHP3.....	42	JDS-4A.....	15
FL-19105-013.....	100	G15-25300.....	78	GM-0004-S5SK.....	226	H-IHP4.....	42	JDS-5A.....	15
FL-19105-014.....	90	G15-275300.....	78	GM-0004-S6SK.....	226	H-IHP5.....	42	JDS-5C.....	15
FL-19297-001.....	90	G15-312.....	78	GM-0004-S7SK.....	226	H-IHP6.....	42	JDS-5EXA.....	15
FL-19610-000.....	91	G15-3120.....	78	H-10.....	41	H-IHP7.....	42	JDS-5EXC.....	15

NUMERICAL LISTING

K3-12EXA.....	12	K4-60EXA.....	12	K6-18EXA.....	12	KW-17386-24.....	119	KW7-1270RC.....	127
K3-12EXC.....	12	K4-60EXC.....	12	K6-18SBA.....	12	KW-17386-25.....	120	KW7-1271LC.....	128
K3-12SBA.....	12	K4-60SBA.....	12	K6-24SBC.....	12	KW-17876.....	132	KW7-1271RC.....	128
K3-12SBC.....	12	K4-60SBC.....	12	K6-36SBC.....	12	KW-17876C.....	132	KW7-14764LC.....	113
K3-18EXA.....	12	K4-72EXC.....	12	K6-48SBC.....	12	KW-17915.....	120	KW7-14764RC.....	113
K3-18SBA.....	12	K4-72SBC.....	12	K6-60SBC.....	12	KW-18028.....	115	KW7-18615LC.....	122
K3-24EXA.....	12	K4-84EXC.....	12	K6-72EXC.....	12	KW-18531.....	114	KW7-18615RC.....	122
K3-24EXC.....	12	K4-96EXC.....	12	K6-84EXC.....	12	KW-18610-385.....	120	KW7-18616LC.....	123
K3-24SBA.....	12	K5-108EXC.....	12	K6-96EXC.....	12	KW-18610-525.....	120	KW7-18616RC.....	123
K3-24SBC.....	12	K5-114EXC.....	12	K7-108EXC.....	12	KW-18613.....	121	KW-734518.....	216
K35-12EXA.....	12	K5-120EXC.....	12	K7-114EXC.....	12	KW-18614.....	121	KW-8047.....	131
K35-12EXC.....	12	K5-12EXA.....	12	K7-120EXC.....	12	KW-18615LC.....	122	KW-8049.....	114
K35-12SBA.....	12	K5-12EXC.....	12	K7-72EXC.....	12	KW-18615RC.....	122	KW-90561C.....	124
K35-12SBC.....	12	K5-12SBA.....	12	K7-84EXC.....	12	KW-18616LC.....	123	KW-ACUP.....	121
K35-18EXA.....	12	K5-12SBC.....	12	K7-96EXC.....	12	KW-18616RC.....	123	L2545-0606A.....	25
K35-18SBC.....	12	K5-18EXA.....	12	KW-075120-062.....	125	KW-1876.....	132	L2545-0606SA.....	25
K35-24EXA.....	12	K5-18EXC.....	12	KW-10742LC.....	131	KW-18820.....	216	L2590-1212A.....	26
K35-24EXC.....	12	K5-18SBA.....	12	KW-10742RC.....	131	KW-18959.....	116	L2590-1212SA.....	26
K35-24SBA.....	12	K5-18SBC.....	12	KW-1123.....	217	KW-19286A.....	133	L315-0404A.....	25
K35-24SBC.....	12	K5-24EXA.....	12	KW-1124.....	217	KW-19286C.....	133	L315-0404SA.....	25
K35-36EXA.....	12	K5-24EXC.....	12	KW-1216LC.....	117	KW-19291-1430.....	133	L330-0404A.....	25
K35-36EXC.....	12	K5-24SBA.....	12	KW-1216RC.....	117	KW-19597.....	217	L330-0404SA.....	25
K35-36SBC.....	12	K5-24SBC.....	12	KW-1266.....	125	KW-19606.....	217	L345-0808A.....	25
K35-48EXA.....	12	K5-36EXA.....	12	KW-1270LC.....	119	KW-19624.....	217	L345-0808SA.....	25
K35-48EXC.....	12	K5-36EXC.....	12	KW-1270RC.....	119	KW-19651.....	216	L3515-0404A.....	25
K35-48SBC.....	12	K5-36SBA.....	12	KW-1271LC.....	128	KW-19653.....	216	L3515-0404SA.....	25
K4-12EXA.....	12	K5-36SBC.....	12	KW-1271RC.....	128	KW-5AEY.....	132	L3530-0404A.....	25
K4-12EXC.....	12	K5-48EXA.....	12	KW-12975.....	131	KW-5AEY2M.....	133	L3530-0404SA.....	25
K4-12SBA.....	12	K5-48EXC.....	12	KW-13088.....	131	KW6-1270LC.....	127	L3545-0909A.....	25
K4-12SBC.....	12	K5-48SBA.....	12	KW-1317LC.....	117	KW6-1270RC.....	127	L3545-0909SA.....	25
K4-18EXA.....	12	K5-48SBC.....	12	KW-1317RC.....	117	KW6-1271LC.....	128	L3560-0808A.....	25
K4-18EXC.....	12	K5-53SBA.....	12	KW-13637.....	114	KW6-1271RC.....	128	L3560-0808SA.....	25
K4-18SBA.....	12	K5-53SBC.....	12	KW-14122.....	114	KW6-14764LC.....	113	L3590-0808A.....	26
K4-18SBC.....	12	K5-60EXA.....	12	KW-14729LC.....	117	KW6-14764RC.....	113	L3590-0808SA.....	26
K4-24EXA.....	12	K5-60EXC.....	12	KW-14729RC.....	117	KW6-18615LC.....	122	L3590-1212A.....	26
K4-24EXC.....	12	K5-60SBA.....	12	KW-14764L.....	115	KW6-18615RC.....	122	L3590-1212SA.....	26
K4-24SBA.....	12	K5-60SBC.....	12	KW-14764LC.....	115	KW6-18616LC.....	123	L3590-1616A.....	26
K4-24SBC.....	12	K5-72EXC.....	12	KW-14764R.....	115	KW6-18616RC.....	123	L3590-1616SA.....	26
K4-36EXA.....	12	K5-72SBC.....	12	KW-14764RC.....	115	KW-6326.....	131	L3590-675675SA.....	27
K4-36EXC.....	12	K5-84EXC.....	12	KW-14765.....	132	KW-6541-0320.....	71	L360-0808A.....	25
K4-36SBA.....	12	K5-84SBC.....	12	KW-14766.....	115	KW-6541-0335.....	71	L360-0808SA.....	25
K4-36SBC.....	12	K5-96EXC.....	12	KW-15350-1.....	132	KW-6541-0405.....	71	L390-0505SA.....	27
K4-48EXA.....	12	K5-96SBC.....	12	KW-15565.....	114	KW-6542-0320.....	71	L390-0606SA.....	26
K4-48EXC.....	12	K6-108EXC.....	12	KW-160085-090.....	125	KW-6542-0335.....	71	L390-0707A.....	26
K4-48SBA.....	12	K6-114EXC.....	12	KW-1637-10.....	121	KW-6559.....	71	L390-0707SA.....	26
K4-48SBC.....	12	K6-120EXC.....	12	KW-17386-23.....	120	KW7-1270LC.....	127	L390-0808A.....	26

NUMERICAL LISTING

L390-1010A.....	26	L490-1818SA.....	26	L590-1818SA-8.....	26	M-131.....	45	M-560.....	46
L390-1010SA.....	26	L490-1818SC.....	26	L590-1818SC.....	26	M-132.....	46	M-578CT.....	50
L390-1414A.....	26	L490-1829A.....	26	L590-1832A.....	26	M-136.....	46	M-580CT.....	50
L390-1414SA.....	26	L490-1829SA.....	26	L590-1832C.....	26	M-139.....	47	M-581CT.....	50
L415-0404A.....	25	L490-1829SC.....	26	L590-1832SA.....	26	M-1436.....	46	M-582CT.....	50
L415-0404SA.....	25	L490-6565SA.....	27	L590-1832SC.....	26	M-144.....	45	M-595.....	46
L430-0404A.....	25	L515-0404A.....	25	L645-1515A.....	25	M-145.....	45	M-599.....	49
L430-0404SA.....	25	L515-0404SA.....	25	L645-1515SA.....	25	M-147.....	47	M-622.....	49
L445-0606A.....	25	L530-0404A.....	25	L645-1515SC.....	25	M-149.....	48	M-624.....	47
L445-0606SA.....	25	L530-0404SA.....	25	L690-1010SA.....	27	M-150.....	45	M-625.....	48
L445-0909A.....	25	L545-0808A.....	25	L690-1313A.....	26	M-152.....	48	M-626.....	48
L445-0909S4.....	27	L545-0808C.....	25	L690-1313C.....	26	M-153.....	47	M-630.....	45
L445-0909S4S.....	27	L545-0808SA.....	25	L690-1313SA.....	26	M-158A.....	49	M-647CT.....	50
L445-0909SA.....	25	L545-0808SC.....	25	L690-1313SC.....	26	M-1774.....	46	M-648.....	49
L445-0909SC.....	25	L545-1212A.....	25	L690-2424A.....	26	M-180.....	47	M-651.....	46
L445-1212A.....	25	L545-1212C.....	25	L690-2424C.....	26	M-185.....	47	M-656.....	46
L445-1212SA.....	25	L545-1212S4.....	27	L690-2424SA.....	26	M-187.....	45	M-657CT.....	50
L460-0808A.....	25	L545-1212S4S.....	27	L690-2424SC.....	26	M-188.....	45	M-672.....	49
L460-0808SA.....	25	L545-1212SA.....	25	L790-1212S.....	27	M-196.....	46	M-675CT.....	50
L460-1010A.....	25	L545-1212SC.....	25	L890-2020S.....	27	M-213CT.....	50	M-722.....	47
L460-1010SA.....	25	L560-1010A.....	25	M-010.....	49	M-310CT.....	184	M-724.....	48
L460-1212A.....	25	L560-1010SA.....	25	M-0185.....	49	M-355CT.....	50	M-751.....	48
L460-1212SA.....	25	L560-1010SC.....	25	M-033.....	48	M-395CT.....	50	M-753.....	47
L490-0606SA.....	26	L590-0808SA.....	27	M-034.....	48	M-4025.....	47	M-755.....	48
L490-0808A.....	26	L590-1010A.....	26	M-062.....	45	M-444.....	45	M-757.....	48
L490-0808C.....	26	L590-1010C.....	26	M-070.....	47	M-465.....	46	M-771.....	48
L490-0808SA.....	26	L590-1010SA.....	26	M-079.....	45	M-502.....	47	M-777.....	49
L490-0808SC.....	26	L590-1010SC.....	26	M-0824.....	46	M-503.....	49	M-824.....	45
L490-1010A.....	26	L590-1212A.....	26	M-087.....	45	M-512.....	47	M-834CT.....	125
L490-1010C.....	26	L590-1212C.....	26	M-102.....	46	M-514.....	45	M-844.....	46
L490-1010SA.....	26	L590-1212S4.....	27	M-106.....	47	M-518.....	47	M-878.....	45
L490-1010SC.....	26	L590-1212S4S.....	27	M-110.....	45	M-526.....	48	M-879.....	47
L490-1212A.....	26	L590-1212SA.....	26	M-1136.....	47	M-527C1.....	49	M-899.....	48
L490-1212C.....	26	L590-1212SC.....	26	M-115.....	48	M-529.....	47	M-922.....	48
L490-1212S4.....	27	L590-1313A-8.....	26	M-116.....	48	M-529-C1.....	47	M-922-6.....	48
L490-1212S4S.....	27	L590-1313SA-8.....	26	M-117.....	47	M-530.....	49	MB-5KWS.....	39
L490-1212SA.....	26	L590-1515A.....	26	M-121.....	48	M-533.....	46	MB-5PBS.....	38
L490-1212SC.....	26	L590-1515C.....	26	M-121L.....	48	M-533-0.....	46	MB-6KWS.....	39
L490-1515A.....	26	L590-1515SA.....	26	M-121L6.....	48	M-536.....	47	MB-6PBS.....	38
L490-1515C.....	26	L590-1515SC.....	26	M-1236.....	46	M-537.....	49	MB-6WSS.....	39
L490-1515SA.....	26	L590-1818A.....	26	M-124.....	48	M-542.....	48	MB-7KWS.....	39
L490-1515SC.....	26	L590-1818A-8.....	26	M-125.....	47	M-545.....	49	MB-7PBS.....	38
L490-1818A.....	26	L590-1818C.....	26	M-127.....	45	M-548.....	49	MB-7WSS.....	39
L490-1818C.....	26	L590-1818S4.....	27	M-130.....	46	M-556.....	45	MB-WS.....	39
L490-1818S4.....	27	L590-1818S4S.....	27	M-130-4.....	45	M-557.....	46	MG-10270BRKT.....	58
L490-1818S4S.....	27	L590-1818SA.....	26	M-130SD.....	48	M-557-0.....	46	MG-10270NS.....	59

NUMERICAL LISTING

MG-10270RS.....	59	MK-4112M2.....	136	P5-60EXC.....	14	PB-13845RC.....	171	PF-35.....	34
MG-10270VS.....	59	MK-41125M.....	136	P5-60SBC.....	14	PB-13906LC.....	154	PF-35A.....	34
MG-1042RA.....	59	MK-4658.....	145	P5-72EXC.....	14	PB-13906RC.....	154	PF-35ABK.....	34
MG-1048NS.....	59	MK-4762.....	145	P5-72SBC.....	14	PB-13940-0460.....	161	PF-35ABT.....	34
MG-1048RA.....	59	MK-4845.....	139	P5-84EXC.....	14	PB-13978-0150.....	156	PF-35BK.....	34
MG-1048RS.....	59	MK-4891M.....	144	P5-96EXC.....	14	PB-14046-0150.....	154	PF-3A.....	34
MG-1048VS.....	59	MK-4911.....	145	P6-108EXC.....	14	PB-14186S.....	38	PF-3ABT.....	34
MG-1060270NS.....	59	MK-4925.....	144	P6-120EXC.....	14	PB-14579-0150.....	154	PF-4.....	34
MG-1060270RS.....	59	MK-4926.....	145	P6-24SBC.....	14	PB-14656U.....	38	PF-4A.....	34
MG-1060270VS.....	59	MK-4946.....	139	P6-36SBC.....	14	PB-15073.....	151	PF-4ABK.....	34
MG-10ZBRKT.....	58	MK-4947M.....	148	P6-48SBC.....	14	PB-1510-009.....	171	PF-4ABT.....	34
MG-848NS.....	59	MK-4959M.....	148	P6-60SBC.....	14	PB-15100-90X100250.....	163	PF-4BK.....	34
MG-848RA.....	59	MK-4969.....	145	P6-72EXC.....	14	PB-15100-90X100600.....	163	PF-5.....	34
MG-848RS.....	59	MK-4970.....	145	P6-84EXC.....	14	PB-15100-90X100880.....	163	PF-5A.....	34
MG-848VS.....	59	MK-4984.....	142	P6-96EXC.....	14	PB-15329.....	151	PF-5ABK.....	34
MG-8548NS.....	59	MK-4991M.....	140	P7-108EXC.....	14	PB-15353Y.....	152	PF-5ABT.....	34
MG-8548RA.....	59	MK-4993M.....	140	P7-114EXC.....	14	PB-15500Y.....	160	PF-5BK.....	34
MG-8548RS.....	59	MK-5110A.....	136	P7-120EXC.....	14	PB-15500Y-S4.....	161	PF-5P.....	34
MG-8548VS.....	59	MK-5192M.....	137	P7-72EXC.....	14	PB-15501.....	160	PF-6ABK.....	34
MG-85ZBRKT.....	58	MK-5195M.....	137	P7-84EXC.....	14	PB-15501-S4.....	161	PF-6BK.....	34
MG-8ZBRKT.....	58	MK-538M.....	140	P7-96EXC.....	14	PB-15502.....	172	PF-6P.....	34
MG-9270BRKT.....	58	MK-583M.....	139	PB-01726C.....	169	PB-25029.....	163	PG-430NS.....	59
MG-9270NS.....	59	MK-583M2C.....	139	PB-04055Y.....	169	PB-25077.....	163	PG-430VS.....	59
MG-9270RS.....	59	MK-597M.....	136	PB-09456.....	152	PB-25079.....	163	PG-448NS.....	59
MG-9270VS.....	59	OB-460C.....	15	PB-11380LC.....	166	PB6-01726C.....	169	PG-448NSCP.....	61
MG-942RA.....	59	OB-560A.....	15	PB-11380RC.....	166	PB6-11380LC.....	167	PG-448RA.....	59
MG-948NS.....	59	OB-560C.....	15	PB-12294-11.....	154	PB6-11380RC.....	167	PG-448RS.....	59
MG-948RA.....	59	OMH-1015.....	40	PB-12308Y.....	169	PB6-13056C.....	153	PG-448RSCP.....	61
MG-948RS.....	59	OMH-8511.....	40	PB-12998S.....	38	PB6-13056CID.....	153	PG-448VS.....	59
MG-948VS.....	59	OS-5PBS.....	38	PB-13002.....	151	PB6-13059LC.....	167	PG-448VSCP.....	61
MG-9ZBRKT.....	58	OS-6PBS.....	38	PB-13042C.....	156	PB6-13059RC.....	167	PG-4CBRKT.....	58
MK-21598.....	148	OS-7PBS.....	38	PB-13055Y.....	152	PB-6701HS-137.....	170	PG-530NS.....	59
MK-21698.....	144	P4-36EXC.....	14	PB-13056.....	153	PB7-01726C.....	169	PG-530VS.....	59
MK-21781.....	148	P4-36SBC.....	14	PB-13056C.....	153	PB7-13056C.....	153	PG-548NS.....	59
MK-21783P4.....	148	P4-48EXC.....	14	PB-13059LC.....	166	PB7-13056CID.....	153	PG-548NSCP.....	61
MK-22013.....	142	P4-48SBC.....	14	PB-13059RC.....	166	PBF-618.....	172	PG-548RA.....	59
MK-22022M.....	149	P4-60SBC.....	14	PB-13394.....	152	PBF-718.....	172	PG-548RS.....	59
MK-2786.....	142	P4-72EXC.....	14	PB-13395.....	152	PF-2.....	34	PG-548RSCP.....	61
MK-2991P17.....	148	P4-84EXC.....	14	PB-13409-E.....	160	PF-225.....	34	PG-548VS.....	59
MK-32603.....	144	P5-108EXC.....	14	PB-13412.....	160	PF-225A.....	34	PG-548VSCP.....	61
MK-32611.....	149	P5-120EXC.....	14	PB-13412-S4.....	161	PF-25.....	34	PG-5CBRKT.....	58
MK-32612.....	146	P5-24SBC.....	14	PB-13430.....	151	PF-25A.....	34	PG-630NS.....	59
MK-33092.....	144	P5-36EXC.....	14	PB-13433.....	152	PF-275.....	34	PG-630VS.....	59
MK-33119.....	142	P5-36SBC.....	14	PB-13822.....	151	PF-275A.....	34	PG-648NS.....	59
MK-3570.....	136	P5-48EXC.....	14	PB-13825.....	160	PF-2A.....	34	PG-648NSCP.....	61
MK-41108M8.....	136	P5-48SBC.....	14	PB-13845LC.....	171	PF-3.....	34	PG-648RA.....	59

NUMERICAL LISTING

PG-648RS..... 59	PS-9902-4SK 225	R50-45IA..... 20	RC-300C 30	RO-2 35
PG-648RSCP 61	PS-9902-5SK 225	R50-450A..... 21	RC-350 30	RO-225 35
PG-648VS..... 59	PS-9902-6SK 225	R50-4IA 20	RC-350C..... 30	RO-25..... 35
PG-648VSCP 61	PS-9902-7SK..... 225	R50-4IC..... 20	RC-400..... 30	RO-275 35
PG-6CBRKT..... 58	PS-9902-S4SK..... 226	R50-40A 21	RC-400C..... 30	RO-3 35
PG-730NS 59	PS-9902-S5SK..... 226	R6I-4IA 21	RC-450 30	RO-325 35
PG-730VS 59	PS-9902-S6SK..... 226	R6I-40A 20	RC-500 30	RO-35..... 35
PG-748NS 59	PS-9902-S7SK..... 226	R6I-5IA..... 21	RC-500C 30	RO-4 35
PG-748NSCP..... 61	PS-99-A4 222	R6I-5IC 21	RC-600..... 30	RO-45 35
PG-748RA..... 59	PS-99-A5 222	R6I-50A 20	RC-600C..... 30	RO-5 35
PG-748RS 59	QP-5LC 56	R6I-50C..... 20	RC-700 30	RRE-690-55..... 64
PG-748RSCP 61	QP-6LC 56	R60-4IA 20	RC-700SS..... 30	RRE-790-55 64
PG-748VS 59	QP-7LC..... 56	R60-40A 21	RC-800..... 30	RS-312A..... 19
PG-748VSCP 61	QPM-561AERO 129	R60-5IA 20	RC-800SS 30	RS-318A..... 19
PG-7CBRKT 58	QPM-561AERO-2 129	R60-5IC..... 20	RE-345 64	RS-324A 19
PH-4A 232	QPM-639-4..... 45	R60-50A 21	RE-390 64	RS-336A 19
PH-6A 232	QPM-639-5..... 45	R7I-5IC 21	RE-490..... 64	RS-348A 19
PIPECUT-5..... 232	QPM-851..... 46	R7I-50C 20	RE-545 64	RS-3512A 19
PIPECUT-65..... 232	QPM-8H..... 41	R70-5IC 20	RE-5545..... 64	RS-3518A 19
PRK-6 157	R35I-3IA 21	R70-50A..... 21	RE-5590 64	RS-3524A..... 19
PRK-7 157	R35I-30A 20	R70-50C 21	RE-590 64	RS-3536A..... 19
PRK-BRKT..... 158	R350-3IA 20	R8I-5IA..... 21	RE-645 64	RS-3548A 19
PRKF-616..... 158	R350-30A..... 21	R8I-50A 20	RE-690..... 64	RS-412A..... 19
PRKF-716 158	R3I-25IA 21	R80-5IA 20	RE-745..... 64	RS-418A 19
PRK-L690C 158	R3I-250A 20	R80-50A 21	RE-790 64	RS-424A..... 19
PRK-L790C..... 158	R30-25IA 20	RB-225ZN 35	RE-845 64	RS-436A..... 19
PRKY-13944 158	R30-250A 21	RB-25ZN 35	RE-890 64	RS-448A 19
PS-6.0-4SK 225	R45I-4IA..... 21	RB-275ZN..... 35	RHH-5-4..... 65	RS-512A..... 19
PS-6.0-5SK 225	R45I-40A..... 20	RB-2ZN 35	RHH-6-4 65	RS-518A..... 19
PS-6.0-6SK 225	R450-4IA 20	RB-325ZN 35	RHH-6-5..... 65	RS-524A 19
PS-6.0-7SK 225	R450-40A 21	RB-35C 35	RHH-6-55..... 65	RS-536A 19
PS-6.0-A4 222	R4I-35IA 21	RB-35ZN 35	RI-5-45 64	RS-548A 19
PS-6.0-A5 222	R4I-350A 20	RB-3C 35	RI-55-5..... 64	RS-FRL1 41
PS-6.0-S4SK 226	R4I-3IA..... 21	RB-3ZN..... 35	RMH-10 40	S10-120SBA 18
PS-6.0-S5SK 226	R4I-30A..... 20	RB-45ZN 35	RMH-11 40	S2-120SBA..... 18
PS-6.0-S6SK 226	R40-35IA..... 20	RB-4C 35	RMH-12..... 41	S225-120SBA 18
PS-6.0-S7SK 226	R40-350A..... 21	RB-4ZN 35	RMH-6..... 41	S225-8SBA 22
PS-9497-4SK 225	R40-3IA 20	RB-5C..... 35	RMH-7 41	S25-120SBA..... 18
PS-9497-5SK..... 225	R40-3IS..... 192	RB-5ZN..... 35	RMH-7834..... 41	S25-8SBA..... 22
PS-9497-6SK 225	R40-30A 21	RB-6C 35	RMH-8..... 40	S275-120SBA 18
PS-9497-7SK 225	R5I-45IA 21	RB-6ZN 35	RMH-85..... 40	S2-8SBA 22
PS-9497-A4 222	R5I-450A..... 20	RC-200 30	RMH-9..... 40	S3-120EXA 18
PS-9497-S4SK..... 226	R5I-4IA 21	RC-225..... 30	RO-15 35	S3-120EXEXA..... 18
PS-9497-S5SK 226	R5I-4IC..... 21	RC-250 30	RO-158 35	S3-120SB 18
PS-9497-S6SK..... 226	R5I-40A 20	RC-275..... 30	RO-175..... 35	S3-120SBA 18
PS-9497-S7SK 226	R5I-40C..... 20	RC-300 30	RO-178..... 35	S3-120SBS4..... 18

NUMERICAL LISTING

S3-12EXA 13	S4-60SBA 13	S5-72EXA 13	SB4-8517GM 185	SBH6-72EXC 14
S3-168SBA 18	S4-72EXA 13	S5-72EXC 13	SB4-8552IH 202	SBH6-84EXC 14
S3-18EXA 13	S4-72EXC 13	S5-72SBA 13	SB4-8554IH 204	SBH6-96EXC 14
S3-24EXA 13	S4-8SBA 22	S5-8SBA 22	SB4-8557FL 192	SBH7-108EXC5 14
S3-36EXA 13	S49-412 77	S6-120ALUM 65	SB4-8562FL 192	SBH7-36SBC5 14
S3-48EXA 13	S49-4120 77	S6-120EXEXA 18	SB4-8565IH 202	SBH7-48SBC5 14
S35-120EXEXA 18	S49-418 77	S6-120SB 18	SB4-8583GM 184	SBH7-60SBC5 14
S35-120SB 18	S49-424 77	S6-120SBA 18	SB4-8594IH 195	SBH7-84EXC5 14
S35-120SBA 18	S49-4300 77	S6-8SBA 22	SB4-8621GM 184	SBH7-96EXC5 14
S35-120SBS4 18	S49-436 77	S7-120ALUM 65	SB5-2581FL 191	SDB-5 16
S35-12EXA 13	S49-512 77	S7-120SB 18	SB5-3637IH 195	SF-15300 78
S35-168SBA 18	S49-5120 77	S7-120SBA 18	SB5-4006IH 195	SF-25300 78
S35-18EXA 13	S49-518 77	S7-8SBA 22	SB5-4020IH 194	SF-275300 78
S35-24EXA 13	S49-524 77	S8-120ALUM 65	SB5-4134BB 193	SF-312 78
S35-36EXA 13	S49-5300 77	S8-120SBA 18	SB5-5472IH 195	SF-3120 78
S35-48EXA 13	S49-536 77	S8-8SBA 22	SB5-8219IH 213	SF-318 78
S35-60EXA 13	S5-120ALUM 65	SA6-24SBC 13	SB5-8225IH 207	SF-324 78
S35-8SBA 22	S5-120EXA 18	SA6-36SBC 13	SB5-8251IH 212	SF-3300 78
S3-60EXA 13	S5-120EXEXA 18	SA6-48SBC 13	SB5-8349IH 202	SF-336 78
S3-8SBA 22	S5-120SB 18	SA6-60SBC 13	SB5-8362FT 188	SF-35120 78
S4-120ALUM 65	S5-120SBA 18	SA7-24SBC-5 13	SB5-8407IH 198	SF-3518 78
S4-120EXA 18	S5-120SBS4 18	SA7-36SBC-5 13	SB5-8421IH 196	SF-3524 78
S4-120EXEXA 18	S5-12EXA 13	SA7-48SBC-5 13	SB5-8457BB 184	SF-35300 78
S4-120SB 18	S5-12EXC 13	SA7-60SBC-5 13	SB5-8464FL 192	SF-3536 78
S4-120SBA 18	S5-168SBA 18	SA8-36SBC-5 13	SB5-8468FL 192	SF-408 78
S4-120SBS4 18	S5-18EXA 13	SA8-48SBC-5 13	SB5-8471FL 192	SF-412 77
S4-12EXA 13	S5-18EXC 13	SA8-60SBC-5 13	SB5-8479FL 191	SF-4120 77
S4-12EXC 13	S5-24EXA 13	SB3-1015FL 191	SB5-8482FL 192	SF-418 77
S4-168SBA 18	S5-24EXC 13	SB3-4019IH 194	SB6-0759FL 191	SF-424 77
S4-18EXA 13	S5-24SBA 13	SB3-4023IH 195	SB6-2446FL 191	SF-4300 77
S4-18EXC 13	S5-24SBC 13	SB3-8268IH 213	SB6-2748FL 191	SF-436 77
S4-24EXA 13	S5-36EXA 13	SB3-8269IH 213	SB6-4460FL 191	SF-448 77
S4-24EXC 13	S5-36EXC 13	SB3-8584IH 198	SB6-8221IH 212	SF-512 77
S4-24SBA 13	S5-36SBA 13	SB3-8772BB 184	SB6-8449FL 191	SF-5120 77
S4-24SBC 13	S5-36SBC 13	SB3-8773BB 184	SB6-8450FL 192	SF-518 77
S4-36EXA 13	S5-48EXA 13	SB3-8774BB 184	SB6-8451IH 196	SF-524 77
S4-36EXC 13	S5-48EXC 13	SB3-8794FL 192	SB7-4627FT 188	SF-530 129
S4-36SBA 13	S5-48SBA 13	SB3-8860IH 194	SB7-4632IH 202	SF-5300 77
S4-36SBC 13	S5-48SBC 13	SB3-8871GM 184	SB7-4654FT 188	SF-536 77
S4-48EXA 13	S55-120ALUM 65	SB3-8876IH 195	SB7-4662IH 197	SF-548 77
S4-48EXC 13	S5-51EXEXA 51	SB4-4822IH 193	SB8-3001IH 194	SF-6120 78
S4-48SBA 13	S5-51EXEXC 51	SB4-4888IH 195	SB8-3005IH 197	SF-6300 78
S4-48SBC 13	S5-60EXA 13	SB4-8347FT 188	SBH6-108EXC 14	SF-7120 78
S45-8SBA 22	S5-60EXC 13	SB4-8348FT 188	SBH6-36SBC 14	SHAPER-4 232
S4-60EXA 13	S5-60SBA 13	SB4-8349FT 188	SBH6-48SBC 14	SK6-108EXC 12
S4-60EXC 13	S5-60SBC 13	SB4-8516GM 185	SBH6-60SBC 14	SK6-108SBC 12

NUMERICAL LISTING

SK6-114EXC.....	12	SP7-24SBC-5.....	14	T450-6.....	23	VB-525D.....	36	WS-3478.....	181
SK6-120EXC.....	12	SP7-36SBC-5.....	14	T461-4.....	23	VB-532.....	36	WS-3520.....	180
SK6-24SBC.....	12	SP7-48SBC-5.....	14	T475-4.....	23	VB-532C.....	37	WS-3525.....	180
SK6-36SBC.....	12	SP7-60SBC-5.....	14	T475-6ID.....	23	VB-588C.....	36	WS-3540C.....	181
SK6-48SBC.....	12	SP7-72EXC-5.....	14	T475-8E.....	24	VB-5880E.....	37	WS-3542.....	181
SK6-60EXC.....	12	SP7-72SBC-5.....	14	T525-2.....	23	VB-591V.....	37	WS-3545.....	181
SK6-60SBC.....	12	SP7-84EXC-5.....	14	T525-4.....	23	VG-0418.....	175	WS-3561.....	181
SK6-72EXC.....	12	SP7-96EXC-5.....	14	T550-6.....	23	VG-0883.....	177	WS6-3440C.....	180
SK6-72SBC.....	12	SP8-36SBC-5.....	14	T588-6.....	23	VG-0978.....	176	WS6-3540C.....	181
SK6-84EXC.....	12	SP8-48SBC-5.....	14	T588-6PYRO.....	23	VG-1403.....	71	Y-300NPA.....	29
SK6-84SBC.....	12	SP8-60SBC-5.....	14	T588-8F.....	24	VG-1573.....	175	Y-350NPA.....	29
SK6-96EXC.....	12	SPU-4SK.....	224	TBA-4.....	16	VG-1845.....	178	Y-400A.....	29
SK6-96SBC.....	12	SPU-5SK.....	224	TBA-5.....	16	VG-3286.....	178	Y-401NPA.....	29
SK7-108EXC-5.....	12	SPU-6SK.....	224	TBE-4.....	16	VG-3768.....	175	Y-500A.....	29
SK7-114EXC-5.....	12	SPU-7SK.....	224	TBE-5.....	16	VG-4781.....	175	Y-500C.....	29
SK7-120EXC-5.....	12	SS6-36SBC.....	13	TRF-425.....	24	VG-5118.....	177	Y-500NPA.....	29
SK7-24SBC-5.....	12	SS7-36SBC-5.....	13	TRF-450.....	24	VG-6745.....	175	Y-501NPA.....	29
SK7-36SBC-5.....	12	SS7-48SBC-5.....	13	TRF-4625.....	24	VG-7104.....	177	YB-400A.....	29
SK7-48SBC-5.....	12	SS7-60SBC-5.....	13	TRF-475.....	24	VG-7107.....	174	YB-500A.....	29
SK7-60SBC-5.....	12	SS8-36SBC-5.....	13	TRF-550.....	24	VG-7109.....	177	YC-400A.....	29
SK7-72EXC-5.....	12	SS8-48SBC-5.....	13	TRF-588.....	24	VG-8019.....	176	YC-500A.....	29
SK7-84EXC-5.....	12	SS8-60SBC-5.....	13	UHS.....	62	VG-8159.....	176		
SK7-96EXC-5.....	12	ST-19210-000.....	87	UHS-B.....	62	VG-8532.....	71		
SL690-1313C.....	28	ST-19734-000.....	87	UM-5LA.....	15	VG-8534.....	71		
SL690-1313SC.....	28	ST-19752-000.....	87	UM-5LC.....	15	VG-9180.....	176		
SL7901616C5.....	28	ST-19843-000.....	87	VB-300C.....	72	VG-9181C.....	176		
SL7901616SC5.....	28	ST-19844-000.....	87	VB-301I.....	23	VG-9649.....	175		
SL7902424SC5.....	28	ST-22295-000.....	88	VB-302I.....	37	WED-5LC.....	15		
SMB.....	40	ST-22295-001.....	88	VB-321C.....	36	WFC-3.....	34		
SMB-C.....	40	ST-23626-000.....	88	VB-350I.....	37	WFC-35.....	34		
SP-5.....	16	ST-23627-000.....	88	VB-351I.....	36	WFC-4.....	34		
SP-5SS.....	17	STC-3.....	34	VB-384F.....	36	WFC-4A.....	34		
SP6-108EXC.....	14	STC-35.....	34	VB-384G.....	37	WFC-5.....	34		
SP6-108SBC.....	14	STC-4.....	34	VB-390MB.....	37	WFC-5A.....	34		
SP6-120EXC.....	14	STC-5.....	34	VB-413C.....	36	WFF-412.....	77		
SP6-24SBC.....	14	SW-K5C.....	15	VB-419C.....	36	WFF-415.....	77		
SP6-36SBC.....	14	SW-K5EXC.....	15	VB-419F.....	36	WFF-418.....	77		
SP6-48SBC.....	14	T321-2.....	23	VB-429F6.....	37	WFF-424.....	77		
SP6-60SBC.....	14	T321-3ID.....	23	VB-429F7.....	37	WFF-512.....	77		
SP6-72EXC.....	14	T362-6ID.....	23	VB-450.....	36	WFF-515.....	77		
SP6-84EXC.....	14	T375-6.....	23	VB-460MB.....	37	WFF-518.....	77		
SP6-96EXC.....	14	T375-6ID.....	23	VB-461D.....	36	WFF-521.....	77		
SP6-96SBC.....	14	T400-6.....	23	VB-461M.....	36	WFF-524.....	77		
SP7-108EXC-5.....	14	T407-4.....	23	VB-475C.....	36	WS-3438.....	180		
SP7-114EXC-5.....	14	T425-4.....	23	VB-475D.....	36	WS-3440C.....	180		
SP7-120EXC-5.....	14	T425-6ID.....	23	VB-481V.....	37	WS-3444.....	180		

Interchanges

Please visit our website
www.grandrock.com
for interchange information.

We have over 13,000 part numbers interchanged
on this site and are adding more daily.

www.grandrock.com



395 Fountain Avenue • Painesville, OH 44077 • Phone: 440-639-2000 • Toll-Free Phone: 800-321-3674 • Fax: 440-639-2010
www.grandrock.com • www.grpipes.com • E-mail: sales@grandrock.com